



Performance Results

Washington January 2004 - December 2004

Qwest's Performance Assurance Plans (PAPs)

PAP specific statistical parameters are unique in some cases. For example, some PAPs apply a range of critical values dependent on the type of product and volume of orders. Accordingly, the critical z-values and resulting parity scores reflected in this report may differ from critical z-values and resulting parity values used to calculate PAP payments. For CLECs who have opted into a QPAP, the critical z-values and parity values applicable under the PAP will be applied and reflected in the CLEC payment summaries provided with any payments made.

The numerator and denominator of each performance result will be the same in both instances.

January 24, 2005

Table of Contents

| Section | Page Number |
|---|--------------------|
| GA-1 - Gateway Availability - IMA-GUI | 22 |
| <i>Gateway Availability - IMA-GUI (Percent All) (GA-1 A) (Benchmark)</i> | 22 |
| <i>Gateway Availability - IMA-GUI (Percent SIA) (GA-1 D) (Benchmark)</i> | 22 |
| GA-2 - Gateway Availability - IMA-EDI | 23 |
| <i>Gateway Availability - IMA-EDI (Percent) (GA-2)) (Benchmark)</i> | 23 |
| GA-3 - Gateway Availability - EB-TA | 24 |
| <i>Gateway Availability - EB-TA (Percent) (GA-3)) (Benchmark)</i> | 24 |
| GA-4 - System Availability - EXACT | 25 |
| <i>System Availability - EXACT (Percent) (GA-4)) (Benchmark)</i> | 25 |
| GA-6 - Gateway Availability - GUI - Repair | 26 |
| <i>Gateway Availability - GUI - Repair (Percent) (GA-6)) (Benchmark)</i> | 26 |
| GA-7 - Timely Outage Resolution following Software Releases | 27 |
| <i>Timely Outage Resolution following Software Releases) (Percent) (GA-7)) (Benchmark)</i> | 27 |
| PO-1 - Pre-Order/Order Response Times | 28 |
| <i>Pre-Order Response Times (Appt. Scheduler) (Avg Sec) IMA Request (PO-1) A-1(a) (Diagnostic)</i> | 28 |
| <i>Pre-Order Response Times (Appt. Scheduler) (Avg Sec) IMA Response/Accept (PO-1) A-1(b,c) (Diagnostic)</i> | 28 |
| <i>Pre-Order Response Times (Appt. Scheduler) (Avg Sec) IMA Aggregate (PO-1) A-1 Total (Benchmark)</i> | 28 |
| <i>Pre-Order Response Times (Service Availability) (Avg Sec) IMA Request (PO-1) A-2(a) (Diagnostic)</i> | 28 |
| <i>Pre-Order Response Times (Service Availability) (Avg Sec) IMA Response (PO-1) A-2(b) (Diagnostic)</i> | 29 |
| <i>Pre-Order Response Times (Service Availability) (Avg Sec) IMA Aggregate (PO-1) A-2 Total (Benchmark)</i> | 29 |
| <i>Pre-Order Response Times (Facility Check) (Avg Sec) IMA Request (PO-1) A-3(a) (Diagnostic)</i> | 29 |
| <i>Pre-Order Response Times (Facility Check) (Avg Sec) IMA Response (PO-1) A-3(b) (Diagnostic)</i> | 29 |
| <i>Pre-Order Response Times (Facility Check) (Avg Sec) IMA Aggregate (PO-1) A-3 Total (Benchmark)</i> | 30 |
| <i>Pre-Order Response Times (Address Validation) (Avg Sec) IMA Request (PO-1) A-4(a) (Diagnostic)</i> | 30 |
| <i>Pre-Order Response Times (Address Validation) (Avg Sec) IMA Response (PO-1) A-4(b) (Diagnostic)</i> | 30 |
| <i>Pre-Order Response Times (Address Validation) (Avg Sec) IMA Aggregate (PO-1) A-4 Total (Benchmark)</i> | 30 |
| <i>Pre-Order Response Times (Get CSR) (Avg Sec) IMA Request (PO-1) A-5(a) (Diagnostic)</i> | 31 |
| <i>Pre-Order Response Times (Get CSR) (Avg Sec) IMA Response (PO-1) A-5(b) (Diagnostic)</i> | 31 |
| <i>Pre-Order Response Times (Get CSR) (Avg Sec) IMA Aggregate (PO-1) A-5 Total (Benchmark)</i> | 31 |
| <i>Pre-Order Response Times (TN Reservation) (Avg Sec) IMA Request (PO-1) A-6(a) (Diagnostic)</i> | 31 |
| <i>Pre-Order Response Times (TN Reservation) (Avg Sec) IMA Response (PO-1) A-6(b) (Diagnostic)</i> | 32 |
| <i>Pre-Order Response Times (TN Reservation) (Avg Sec) IMA Accept (PO-1) A-6(c) (Diagnostic)</i> | 32 |
| <i>Pre-Order Response Times (TN Reservation) (Avg Sec) IMA Aggregate (PO-1) A-6 Total (Benchmark)</i> | 32 |
| <i>Pre-Order Response Times (Loop Qualification Tools) (Avg Sec) IMA Request (PO-1) A-7(a) (Diagnostic)</i> | 32 |
| <i>Pre-Order Response Times (Loop Qualification Tools) (Avg Sec) IMA Response (PO-1) A-7(b) (Benchmark)</i> | 33 |
| <i>Pre-Order Response Times (Loop Qualification Tools) (Avg Sec) IMA Aggregate (PO-1) A-7 Total (Diagnostic)</i> | 33 |
| <i>Pre-Order Response Times (Resale of Qwest DSL Qualification) (Avg Sec) IMA Request (PO-1) A-8(a) (Diagnostic)</i> | 33 |
| <i>Pre-Order Response Times (Resale of Qwest DSL Qualification) (Avg Sec) IMA Response (PO-1) A-8(b) (Benchmark)</i> | 33 |
| <i>Pre-Order Response Times (Resale of Qwest DSL Qualification) (Avg Sec) IMA Aggregate (PO-1) A-8 Total (Diagnostic)</i> | 34 |
| <i>Pre-Order Response Times (Connecting Facility Assignment) (Avg Sec) IMA Request (PO-1) A-9(a) (Diagnostic)</i> | 34 |
| <i>Pre-Order Response Times (Connecting Facility Assignment) (Avg Sec) IMA Response (PO-1) A-9(b) (Diagnostic)</i> | 34 |
| <i>Pre-Order Response Times (Connecting Facility Assignment) (Avg Sec) IMA Aggregate (PO-1) A-9 Total (Benchmark)</i> | 34 |
| <i>Pre-Order Response Times (Meet Point Inquiry) (Avg Sec) IMA Request (PO-1) A-10(a) (Diagnostic)</i> | 35 |
| <i>Pre-Order Response Times (Meet Point Inquiry) (Avg Sec) IMA Response (PO-1) A-10(b) (Diagnostic)</i> | 35 |
| <i>Pre-Order Response Times (Meet Point Inquiry) (Avg Sec) IMA Aggregate (PO-1) A-10 Total (Benchmark)</i> | 35 |

Table of Contents

| Section | Page Number |
|---|--------------------|
| <i>Pre-Order Response Times (Appt. Scheduler) (Avg Sec) EDI Request/Response (PO-1) B-1 (Benchmark)</i> | 36 |
| <i>Pre-Order Response Times (Service Availability) (Avg Sec) EDI Request/Response (PO-1) B-2 (Benchmark)</i> | 36 |
| <i>Pre-Order Response Times (Facility Check) (Avg Sec) EDI Request/Response (PO-1) B-3 (Benchmark)</i> | 36 |
| <i>Pre-Order Response Times (Address Validation) (Avg Sec) EDI Request/Response (PO-1) B-4 (Benchmark)</i> | 36 |
| <i>Pre-Order Response Times (Get CSR) (Avg Sec) EDI Request/Response (PO-1) B-5 (Benchmark)</i> | 37 |
| <i>Pre-Order Response Times (TN Reservation) (Avg Sec) EDI Request/Response (PO-1) B-6 (Benchmark)</i> | 37 |
| <i>Pre-Order Response Times (Loop Qualification Tools) (Avg Sec) EDI Request/Response (PO-1) B-7 (Benchmark)</i> | 37 |
| <i>Pre-Order Response Times (Resale of Qwest DSL Qualification) (Avg Sec) EDI Request/Response (PO-1) B-8 (Benchmark)</i> | 37 |
| <i>Pre-Order Response Times (Connecting Facility Assignment) (Avg Sec) EDI Request/Response (PO-1) B-9 (Benchmark)</i> | 38 |
| <i>Pre-Order Response Times (Meet Point Inquiry) (Avg Sec) EDI Request/Response (PO-1) B-10 (Benchmark)</i> | 38 |
| <i>Pre-Order Response Times (Timeout) (Percent) IMA Total (PO-1C) -1 (Benchmark)</i> | 38 |
| <i>Pre-Order Response Times (Timeout) (Percent) EDI Total (PO-1C) -2 (Benchmark)</i> | 38 |
| <i>Pre-Order Response Times (Rejected Query) (Avg Sec) IMA Total (PO-1D) -1 (Diagnostic)</i> | 39 |
| <i>Pre-Order Response Times (Rejected Query) (Avg Sec) EDI Total (PO-1D) -2 (Diagnostic)</i> | 39 |
| PO-2A-1 - Electronic Flow-through for LSRs received via IMA GUI (Percent) | 40 |
| <i>Resale Aggregate W/O UNE-P-POTS (Diagnostic)</i> | 40 |
| <i>Unbundled Loop Aggregate (Diagnostic)</i> | 40 |
| <i>LNP (Diagnostic)</i> | 40 |
| <i>UNE - P (POTS) (Diagnostic)</i> | 40 |
| <i>UNE P (POTS AGG) (Diagnostic)</i> | 41 |
| <i>Line Sharing (Diagnostic)</i> | 41 |
| PO-2A-2 - Electronic Flow-through for LSRs received via IMA EDI (Percent) | 42 |
| <i>Resale Aggregate W/O UNE-P-POTS (Diagnostic)</i> | 42 |
| <i>Unbundled Loop Aggregate (Diagnostic)</i> | 42 |
| <i>LNP (Diagnostic)</i> | 42 |
| <i>UNE - P (POTS) (Diagnostic)</i> | 42 |
| <i>UNE P (POTS AGG) (Diagnostic)</i> | 43 |
| <i>Line Sharing (Diagnostic)</i> | 43 |
| PO-2B-1 - Electronic Flow-through for All Eligible LSRs received via IMA GUI (Percent) | 44 |
| <i>Resale Aggregate W/O UNE-P-POTS (Benchmark)</i> | 44 |
| <i>Unbundled Loop Aggregate (Benchmark)</i> | 44 |
| <i>LNP (Benchmark)</i> | 44 |
| <i>UNE - P (POTS) (Benchmark)</i> | 44 |
| <i>UNE P (POTS AGG) (Benchmark)</i> | 45 |
| <i>Line Sharing (Diagnostic)</i> | 45 |
| PO-2B-2 - Electronic Flow-through for All Eligible LSRs received via IMA EDI (Percent) | 46 |
| <i>Resale Aggregate W/O UNE-P-POTS (Benchmark)</i> | 46 |
| <i>Unbundled Loop Aggregate (Benchmark)</i> | 46 |
| <i>LNP (Benchmark)</i> | 46 |
| <i>UNE - P (POTS) (Benchmark)</i> | 46 |
| <i>UNE P (POTS AGG) (Benchmark)</i> | 47 |
| <i>Line Sharing (Diagnostic)</i> | 47 |
| PO-3 - LSR Rejection Notice Interval | 48 |
| <i>LSR Rejection Notice Interval for IMA - Rejected Manually (Hours:Minutes) (PO-3A-1) (Benchmark)</i> | 48 |
| <i>LSR Rejection Notice Interval for IMA - Auto-Rejected (Minutes:Seconds) (PO-3A-2) (Benchmark)</i> | 48 |
| <i>LSR Rejection Notice Interval for EDI - Rejected Manually (Hours:Minutes) (PO-3B-1) (Benchmark)</i> | 48 |

Table of Contents

| Section | Page Number |
|---|--------------------|
| <i>LSR Rejection Notice Interval for EDI - Auto-Rejected) (Minutes:Seconds) (PO-3B-2)) (Benchmark)</i> | 48 |
| <i>LSR Rejection Notice Interval for Manual and IIS) (Hours:Minutes) (PO-3C)) (Benchmark)</i> | 49 |
| PO-4 - LSRs Rejected | 50 |
| <i>LSRs Rejected for IMA - Rejected Manually) (Percent) (PO-4A-1)) (Diagnostic)</i> | 50 |
| <i>LSRs Rejected for IMA - Auto-Rejected) (Percent) (PO-4A-2)) (Diagnostic)</i> | 50 |
| <i>LSRs Rejected for EDI - Rejected Manually) (Percent) (PO-4B-1)) (Diagnostic)</i> | 50 |
| <i>LSRs Rejected for EDI - Auto-Rejected) (Percent) (PO-4B-2)) (Diagnostic)</i> | 50 |
| <i>LSRs Received via Facsimile) (Percent) (PO-4C)) (Diagnostic)</i> | 51 |
| PO-5A-1 - FOCs On Time for Fully Electronic LSRs Received via IMA GUI (Percent) | 52 |
| <i>Resale Aggregate) (PO-5A-1) (a) (Benchmark)</i> | 52 |
| <i>Unbundled Loop Aggregate) (PO-5A-1) (b) (Benchmark)</i> | 52 |
| <i>LNP) (PO-5A-1) (c) (Benchmark)</i> | 52 |
| PO-5A-2 - FOCs On Time for Fully Electronic LSRs Received via IMA EDI (Percent) | 53 |
| <i>Resale Aggregate) (PO-5A-2) (a) (Benchmark)</i> | 53 |
| <i>Unbundled Loop Aggregate) (PO-5A-2) (b) (Benchmark)</i> | 53 |
| <i>LNP) (PO-5A-2) (c) (Benchmark)</i> | 53 |
| PO-5B-1 - FOCs On Time for Electronic/Manual LSRs Received via IMA GUI (Percent) | 54 |
| <i>Resale Aggregate) (PO-5B-1) (a) (Benchmark)</i> | 54 |
| <i>Unbundled Loop Aggregate) (PO-5B-1) (b) (Benchmark)</i> | 54 |
| <i>Unbundled Loop AGG-EELs) (PO-5B-1) (b) (Benchmark)</i> | 54 |
| <i>LNP) (PO-5B-1) (c) (Benchmark)</i> | 54 |
| PO-5B-2 - FOCs On Time for Electronic/Manual LSRs Received via IMA EDI (Percent) | 55 |
| <i>Resale Aggregate) (PO-5B-2) (a) (Benchmark)</i> | 55 |
| <i>Unbundled Loop Aggregate) (PO-5B-2) (b) (Benchmark)</i> | 55 |
| <i>Unbundled Loop AGG-EELs) (PO-5B-2) (b) (Benchmark)</i> | 55 |
| <i>LNP) (PO-5B-2) (c) (Benchmark)</i> | 55 |
| PO-5C - FOCs on Time for Manual (Percent) | 56 |
| <i>Resale Aggregate) (PO-5C) -(a) (Benchmark)</i> | 56 |
| <i>Unbundled Loop Aggregate) (PO-5C) -(b) (Benchmark)</i> | 56 |
| <i>Unbundled Loop AGG-EELs) (PO-5C) -(b) (Benchmark)</i> | 56 |
| <i>LNP) (PO-5C) -(c) (Benchmark)</i> | 56 |
| PO-5D - FOCs on Time (Percent) | 57 |
| <i>LIS Trunk) (PO-5D)) (Benchmark)</i> | 57 |
| PO-6 - Work Completion Notification Timeliness | 58 |
| <i>Notices Made Available via IMA - GUI) All) (Hours:Minutes) (PO-6A)) (Benchmark)</i> | 58 |
| <i>Notices Transmitted via IMA - EDI) All) (Hours:Minutes) (PO-6B)) (Benchmark)</i> | 58 |
| PO-7 - Billing Completion Notification Timeliness | 59 |
| <i>Notices Made Available via IMA - GUI / Billing System Posting Completions) All) (Percent) (PO-7A) ,C) (Parity)</i> | 59 |
| <i>Notices Transmitted via IMA - EDI / Billing System Posting Completions) All) (Percent) (PO-7B) ,C) (Parity)</i> | 59 |
| PO-8 - Jeopardy Notice Interval | 60 |
| <i>Non-Designed Services) (Average Days) (PO-8) A) (Parity)</i> | 60 |

Table of Contents

| Section | Page Number |
|---|--------------------|
| <i>Unbundled Loops and Number Portability) (Average Days) (PO-8) B) (Parity)</i> | 60 |
| <i>UNE - P (POTS) (Average Days) (PO-8) D) (Parity)</i> | 60 |
| PO-9 - Timely Jeopardy Notices | 61 |
| <i>Non-Designed Services) (PO-9) A) (Parity)</i> | 61 |
| <i>Unbundled Loops and Number Portability) (PO-9) B) (Parity)</i> | 61 |
| <i>LIS Trunk) (PO-9) C) (Parity)</i> | 61 |
| <i>UNE - P (POTS) (PO-9) D) (Parity)</i> | 61 |
| PO-15 - Number of Due Date Changes per Order | 62 |
| <i>All) (PO-15)) (Diagnostic)</i> | 62 |
| PO-16 - Timely Release Notifications | 63 |
| <i>(PO-16)) (Percent) (Benchmark)</i> | 63 |
| PO-19 - Stand-Alone Test Environment (SATE) Accuracy | 64 |
| <i>(PO-19))) (Percent) (Benchmark)</i> | 64 |
| <i>(PO-19) A) Rel. 12.0) (Percent) (Benchmark)</i> | 64 |
| <i>(PO-19) A) Rel. 13.0) (Percent) (Benchmark)</i> | 64 |
| <i>(PO-19) A) Rel. 14.0) (Percent) (Benchmark)</i> | 64 |
| <i>(PO-19) A) Rel. 15.0) (Percent) (Benchmark)</i> | 65 |
| <i>(PO-19)) Rel. 16.0) (Percent) (Benchmark)</i> | 65 |
| <i>(PO-19) A) Rel. VICKI) (Percent) (Benchmark)</i> | 65 |
| <i>(PO-19) B)) (Percent) (Benchmark)</i> | 65 |
| PO-20 Manual Service Order Accuracy | 66 |
| <i>Resale POTS and UNE-P (POTS) (Benchmark)</i> | 66 |
| <i>Unbundled Loops (Analog & NL 2-wire) (Benchmark)</i> | 66 |
| PO-20 (Expanded) Manual Service Order Accuracy (Phase 1) | 67 |
| <i>Unbundled Loops) (Benchmark)</i> | 67 |
| <i>Resale & UNE-P (POTS) (Benchmark)</i> | 67 |
| PO-20 (Expanded) Manual Service Order Accuracy (Phase 2) | 68 |
| <i>Unbundled Loops) (Benchmark)</i> | 68 |
| <i>Resale & UNE-P (POTS) (Benchmark)</i> | 68 |
| OP-2 - Calls Answered within Twenty Seconds - Interconnect Provisioning Center | 69 |
| <i>Calls Answered within Twenty Seconds - Interconnect Provisioning Center) (Percent) (OP-2)) (Parity)</i> | 69 |
| OP-3A - Installation Commitments Met (Percent) - Dispatches within MSAs | 70 |
| <i>Residence) (Parity)</i> | 70 |
| <i>Business) (Parity)</i> | 70 |
| <i>Qwest DSL) (Parity)</i> | 70 |
| <i>UNE - P (POTS) (Parity)</i> | 70 |
| <i>UNE P (Centrex) (Parity)</i> | 71 |
| <i>UNE P (Centrex 21) (Parity)</i> | 71 |
| <i>Line Sharing) (Benchmark)</i> | 72 |
| <i>Line Splitting)</i> | 73 |
| OP-3B - Installation Commitments Met (Percent) - Dispatches outside MSAs | 74 |

Table of Contents

| Section | Page Number |
|---|--------------------|
| <i>Residence) (Parity)</i> | 74 |
| <i>Business) (Parity)</i> | 74 |
| <i>Qwest DSL) (Parity)</i> | 74 |
| <i>UNE - P (POTS) (Parity)</i> | 74 |
| <i>UNE P (Centrex) (Parity)</i> | 75 |
| <i>Line Sharing) (Benchmark)</i> | 76 |
| <i>Sub-Loop Unbundling) (Diagnostic)</i> | 76 |
| OP-3C - Installation Commitments Met (Percent) - No dispatches | 77 |
| <i>Residence) (Parity)</i> | 77 |
| <i>Business) (Parity)</i> | 77 |
| <i>Centrex 21) (Parity)</i> | 77 |
| <i>Qwest DSL) (Parity)</i> | 77 |
| <i>UNE - P (POTS) (Parity)</i> | 78 |
| <i>UNE P (Centrex) (Parity)</i> | 78 |
| <i>UNE P (Centrex 21) (Parity)</i> | 78 |
| <i>Line Sharing) (Benchmark)</i> | 79 |
| <i>Sub-Loop Unbundling) (Diagnostic)</i> | 79 |
| <i>Line Splitting)</i> | 80 |
| OP-3D - Installation Commitments Met (Percent) - Interval Zone One | 81 |
| <i>ISDN Primary) (Parity)</i> | 81 |
| <i>DS1) (Parity)</i> | 81 |
| <i>PBX) (Parity)</i> | 81 |
| <i>LIS Trunk) (Parity)</i> | 81 |
| <i>UDIT DS1) (Parity)</i> | 82 |
| <i>UDIT Above DS1 Level) (Parity)</i> | 82 |
| <i>Dark Fiber - IOF) (Diagnostic)</i> | 82 |
| <i>Unbundled Loop - 4 Wire Non-Loaded) (Parity)</i> | 82 |
| <i>Unbundled Loop - DS1 Capable) (Parity)</i> | 83 |
| <i>Unbundled Loop ISDN Capable) (Parity)</i> | 83 |
| <i>Unbundled Loop - ADSL Qualified) (Benchmark)</i> | 83 |
| <i>Unbundled Loop - DS3 Capable) (Parity)</i> | 83 |
| <i>Qwest DSL) (Parity)</i> | 84 |
| <i>Dark Fiber - Loop) (Diagnostic)</i> | 84 |
| <i>E911) (Parity)</i> | 84 |
| <i>Unbundled Loop Analog) (Benchmark)</i> | 85 |
| <i>Unbundled Loop - 2 Wire Non-Loaded) (Benchmark)</i> | 85 |
| <i>Unbundled Loop - XDSLi) (Benchmark)</i> | 85 |
| <i>Unbundled Loop Conditioned) (Benchmark)</i> | 85 |
| <i>Enhanced Extended Loops - DS0 Capable) (Diagnostic)</i> | 86 |
| <i>Enhanced Extended Loops - DS3 Capable) (Diagnostic)</i> | 86 |
| <i>Enhanced Extended Loops - DS1 Capable) (Benchmark)</i> | 87 |
| OP-3E - Installation Commitments Met (Percent) - Interval Zone Two | 88 |
| <i>ISDN Primary) (Parity)</i> | 88 |
| <i>DS0) (Parity)</i> | 88 |
| <i>DS1) (Parity)</i> | 88 |
| <i>LIS Trunk) (Parity)</i> | 88 |
| <i>UDIT DS1) (Parity)</i> | 89 |
| <i>UDIT Above DS1 Level) (Parity)</i> | 89 |

Table of Contents

| Section | Page Number |
|---|--------------------|
| <i>Unbundled Loop - DS1 Capable) (Parity)</i> | 89 |
| <i>Unbundled Loop ISDN Capable) (Parity)</i> | 89 |
| <i>Unbundled Loop - ADSL Qualified) (Benchmark)</i> | 90 |
| <i>Unbundled Loop - DS3 Capable) (Parity)</i> | 90 |
| <i>Dark Fiber - Loop) (Diagnostic)</i> | 90 |
| <i>E911) (Parity)</i> | 90 |
| <i>Unbundled Loop Analog) (Benchmark)</i> | 91 |
| <i>Unbundled Loop - 2 Wire Non-Loaded) (Benchmark)</i> | 91 |
| <i>Unbundled Loop Conditioned) (Benchmark)</i> | 91 |
| <i>Enhanced Extended Loops - DS3 Capable) (Diagnostic)</i> | 91 |
| <i>Enhanced Extended Loops - DS1 Capable) (Benchmark)</i> | 92 |
| OP-4A - Installation Interval (Average Days) - Dispatches within MSAs | 93 |
| <i>Residence) (Parity)</i> | 93 |
| <i>Business) (Parity)</i> | 93 |
| <i>Qwest DSL) (Parity)</i> | 93 |
| <i>UNE - P (POTS) (Parity)</i> | 93 |
| <i>UNE P (Centrex) (Parity)</i> | 94 |
| <i>UNE P (Centrex 21) (Parity)</i> | 94 |
| <i>Line Sharing) (Benchmark)</i> | 95 |
| <i>Line Splitting)</i> | 96 |
| OP-4B - Installation Interval (Average Days) - Dispatches outside MSAs | 97 |
| <i>Residence) (Parity)</i> | 97 |
| <i>Business) (Parity)</i> | 97 |
| <i>Qwest DSL) (Parity)</i> | 97 |
| <i>UNE - P (POTS) (Parity)</i> | 97 |
| <i>UNE P (Centrex) (Parity)</i> | 98 |
| <i>Line Sharing) (Benchmark)</i> | 99 |
| <i>Sub-Loop Unbundling) (Diagnostic)</i> | 99 |
| OP-4C - Installation Interval (Average Days) - No dispatches | 100 |
| <i>Residence) (Parity)</i> | 100 |
| <i>Business) (Parity)</i> | 100 |
| <i>Centrex 21) (Parity)</i> | 100 |
| <i>Qwest DSL) (Parity)</i> | 100 |
| <i>UNE - P (POTS) (Parity)</i> | 101 |
| <i>UNE P (Centrex) (Parity)</i> | 101 |
| <i>UNE P (Centrex 21) (Parity)</i> | 101 |
| <i>Line Sharing) (Benchmark)</i> | 102 |
| <i>Sub-Loop Unbundling) (Diagnostic)</i> | 102 |
| <i>Line Splitting)</i> | 103 |
| OP-4D - Installation Interval (Average Days) - Interval Zone One | 104 |
| <i>ISDN Primary) (Parity)</i> | 104 |
| <i>DS1) (Parity)</i> | 104 |
| <i>PBX) (Parity)</i> | 104 |
| <i>LIS Trunk) (Parity)</i> | 104 |
| <i>UDIT DS1) (Parity)</i> | 105 |
| <i>UDIT Above DS1 Level) (Parity)</i> | 105 |
| <i>Dark Fiber - IOF) (Diagnostic)</i> | 105 |

Table of Contents

| Section | Page Number |
|--|--------------------|
| <i>Unbundled Loop - 4 Wire Non-Loaded) (Parity)</i> | 105 |
| <i>Unbundled Loop - DS1 Capable) (Parity)</i> | 106 |
| <i>Unbundled Loop ISDN Capable) (Parity)</i> | 106 |
| <i>Unbundled Loop - ADSL Qualified) (Benchmark)</i> | 106 |
| <i>Unbundled Loop - DS3 Capable) (Parity)</i> | 106 |
| <i>Qwest DSL) (Parity)</i> | 107 |
| <i>Dark Fiber - Loop) (Diagnostic)</i> | 107 |
| <i>E911) (Parity)</i> | 107 |
| <i>Unbundled Loop Analog) (Benchmark)</i> | 108 |
| <i>Unbundled Loop - 2 Wire Non-Loaded) (Benchmark)</i> | 108 |
| <i>Unbundled Loop - XDSLi) (Benchmark)</i> | 108 |
| <i>Unbundled Loop Conditioned) (Benchmark)</i> | 108 |
| <i>Enhanced Extended Loops - DS0 Capable) (Diagnostic)</i> | 109 |
| <i>Enhanced Extended Loops - DS3 Capable) (Diagnostic)</i> | 109 |
| <i>Enhanced Extended Loops - DS1 Capable) (Benchmark)</i> | 110 |
| | |
| OP-4E - Installation Interval (Average Days) - Interval Zone Two | 111 |
| <i>ISDN Primary) (Parity)</i> | 111 |
| <i>DS0) (Parity)</i> | 111 |
| <i>DS1) (Parity)</i> | 111 |
| <i>LIS Trunk) (Parity)</i> | 111 |
| <i>UDIT DS1) (Parity)</i> | 112 |
| <i>UDIT Above DS1 Level) (Parity)</i> | 112 |
| <i>Dark Fiber - IOF) (Diagnostic)</i> | 112 |
| <i>Unbundled Loop - DS1 Capable) (Parity)</i> | 112 |
| <i>Unbundled Loop ISDN Capable) (Parity)</i> | 113 |
| <i>Unbundled Loop - ADSL Qualified) (Benchmark)</i> | 113 |
| <i>Dark Fiber - Loop) (Diagnostic)</i> | 113 |
| <i>E911) (Parity)</i> | 113 |
| <i>Unbundled Loop Analog) (Benchmark)</i> | 114 |
| <i>Unbundled Loop - 2 Wire Non-Loaded) (Benchmark)</i> | 114 |
| <i>Unbundled Loop Conditioned) (Benchmark)</i> | 114 |
| <i>Enhanced Extended Loops - DS3 Capable) (Diagnostic)</i> | 114 |
| <i>Enhanced Extended Loops - DS1 Capable) (Benchmark)</i> | 115 |
| | |
| OP-5A - New Service Installation Quality Reported to Repair (Percent) | 116 |
| <i>Residence) (Parity)</i> | 116 |
| <i>Business) (Parity)</i> | 116 |
| <i>Centrex 21) (Parity)</i> | 116 |
| <i>PBX) (Parity)</i> | 116 |
| <i>Qwest DSL) (Parity)</i> | 117 |
| <i>UNE - P (POTS) (Parity)</i> | 117 |
| <i>UNE P (Centrex) (Parity)</i> | 117 |
| <i>UNE P (Centrex 21) (Parity)</i> | 117 |
| <i>ISDN Primary) (Parity)</i> | 118 |
| <i>DS0) (Parity)</i> | 118 |
| <i>DS1) (Parity)</i> | 118 |
| <i>Line Sharing) (Parity)</i> | 118 |
| <i>Line Splitting) (Parity)</i> | 119 |
| <i>Sub-Loop Unbundling) (Diagnostic)</i> | 120 |
| <i>UDIT DS1) (Parity)</i> | 121 |

Table of Contents

| Section | Page Number |
|---|--------------------|
| <i>UDIT Above DS1 Level) (Parity)</i> | 121 |
| <i>Dark Fiber - IOF) (Diagnostic)</i> | 121 |
| <i>Unbundled Loop Analog) (Parity)</i> | 121 |
| <i>Unbundled Loop - 2 Wire Non-Loaded) (Parity)</i> | 122 |
| <i>Unbundled Loop - 4 Wire Non-Loaded) (Parity)</i> | 122 |
| <i>Unbundled Loop - DS1 Capable) (Parity)</i> | 122 |
| <i>Unbundled Loop - XDSLi) (Parity)</i> | 122 |
| <i>Unbundled Loop ISDN Capable) (Parity)</i> | 123 |
| <i>Unbundled Loop - ADSL Qualified) (Parity)</i> | 123 |
| <i>Unbundled Loop - DS3 Capable) (Parity)</i> | 123 |
| <i>LIS Trunk) (Parity)</i> | 123 |
| <i>Dark Fiber - Loop) (Diagnostic)</i> | 124 |
| <i>E911) (Parity)</i> | 124 |
| <i>Enhanced Extended Loops - DS1 Capable) (Parity)</i> | 124 |
| <i>Enhanced Extended Loops - DS0 Capable) (Diagnostic)</i> | 125 |
| <i>Enhanced Extended Loops - DS3 Capable) (Diagnostic)</i> | 125 |
| OP-5B - New Service Provisioning Quality (Percent) | 126 |
| <i>Residence) (Diagnostic)</i> | 126 |
| <i>Business) (Diagnostic)</i> | 126 |
| <i>Centrex 21) (Diagnostic)</i> | 126 |
| <i>PBX) (Diagnostic)</i> | 126 |
| <i>Qwest DSL) (Diagnostic)</i> | 127 |
| <i>UNE - P (POTS) (Diagnostic)</i> | 127 |
| <i>UNE P (Centrex) (Diagnostic)</i> | 127 |
| <i>UNE P (Centrex 21) (Diagnostic)</i> | 127 |
| <i>ISDN Primary) (Diagnostic)</i> | 128 |
| <i>DS0) (Diagnostic)</i> | 128 |
| <i>DS1) (Diagnostic)</i> | 128 |
| <i>Line Sharing) (Diagnostic)</i> | 129 |
| <i>Line Splitting) (Diagnostic)</i> | 129 |
| <i>Sub-Loop Unbundling) (Diagnostic)</i> | 129 |
| <i>Unbundled Loop Analog) (Diagnostic)</i> | 130 |
| <i>Unbundled Loop - 2 Wire Non-Loaded) (Diagnostic)</i> | 130 |
| <i>Unbundled Loop - 4 Wire Non-Loaded) (Diagnostic)</i> | 130 |
| <i>Unbundled Loop - DS1 Capable) (Diagnostic)</i> | 130 |
| <i>Unbundled Loop - XDSLi) (Diagnostic)</i> | 131 |
| <i>Unbundled Loop ISDN Capable) (Diagnostic)</i> | 131 |
| <i>Unbundled Loop - ADSL Qualified) (Diagnostic)</i> | 131 |
| <i>Unbundled Loop - DS3 Capable) (Diagnostic)</i> | 131 |
| <i>Dark Fiber - Loop) (Diagnostic)</i> | 132 |
| <i>Enhanced Extended Loops - DS0 Capable) (Diagnostic)</i> | 133 |
| <i>Enhanced Extended Loops - DS1 Capable) (Diagnostic)</i> | 133 |
| <i>Enhanced Extended Loops - DS3 Capable) (Diagnostic)</i> | 133 |
| OP-5T - New Service Installation Quality Total (Percent) | 134 |
| <i>Residence) (Diagnostic)</i> | 134 |
| <i>Business) (Diagnostic)</i> | 134 |
| <i>Centrex 21) (Diagnostic)</i> | 134 |
| <i>PBX) (Diagnostic)</i> | 134 |
| <i>Qwest DSL) (Diagnostic)</i> | 135 |

Table of Contents

| Section | Page Number |
|--|--------------------|
| <i>UNE - P (POTS) (Diagnostic)</i> | 135 |
| <i>UNE P (Centrex) (Diagnostic)</i> | 135 |
| <i>UNE P (Centrex 21) (Diagnostic)</i> | 135 |
| <i>ISDN Primary) (Diagnostic)</i> | 136 |
| <i>DS0) (Diagnostic)</i> | 136 |
| <i>DS1) (Diagnostic)</i> | 136 |
| <i>Line Sharing) (Diagnostic)</i> | 137 |
| <i>Line Splitting) (Diagnostic)</i> | 137 |
| <i>Sub-Loop Unbundling) (Diagnostic)</i> | 137 |
| <i>Unbundled Loop Analog) (Diagnostic)</i> | 138 |
| <i>Unbundled Loop - 2 Wire Non-Loaded) (Diagnostic)</i> | 138 |
| <i>Unbundled Loop - 4 Wire Non-Loaded) (Diagnostic)</i> | 138 |
| <i>Unbundled Loop - DS1 Capable) (Diagnostic)</i> | 138 |
| <i>Unbundled Loop - XDSLi) (Diagnostic)</i> | 139 |
| <i>Unbundled Loop ISDN Capable) (Diagnostic)</i> | 139 |
| <i>Unbundled Loop - ADSL Qualified) (Diagnostic)</i> | 139 |
| <i>Unbundled Loop - DS3 Capable) (Diagnostic)</i> | 139 |
| <i>Dark Fiber - Loop) (Diagnostic)</i> | 140 |
| <i>Enhanced Extended Loops - DS0 Capable) (Diagnostic)</i> | 141 |
| <i>Enhanced Extended Loops - DS1 Capable) (Diagnostic)</i> | 141 |
| <i>Enhanced Extended Loops - DS3 Capable) (Diagnostic)</i> | 141 |
| OP-5R - New Service Quality Multiple Report Rate (Percent) | 142 |
| <i>Residence) (Diagnostic)</i> | 142 |
| <i>Business) (Diagnostic)</i> | 142 |
| <i>Centrex 21) (Diagnostic)</i> | 142 |
| <i>Qwest DSL) (Diagnostic)</i> | 142 |
| <i>UNE - P (POTS) (Diagnostic)</i> | 143 |
| <i>UNE P (Centrex) (Diagnostic)</i> | 143 |
| <i>UNE P (Centrex 21) (Diagnostic)</i> | 143 |
| <i>Line Sharing) (Diagnostic)</i> | 144 |
| <i>Line Splitting) (Diagnostic)</i> | 144 |
| <i>UDIT DS1) (Diagnostic)</i> | 145 |
| <i>UDIT Above DS1 Level) (Diagnostic)</i> | 145 |
| <i>Unbundled Loop Analog) (Diagnostic)</i> | 145 |
| <i>Unbundled Loop - 2 Wire Non-Loaded) (Diagnostic)</i> | 145 |
| <i>Unbundled Loop - DS1 Capable) (Diagnostic)</i> | 146 |
| <i>Unbundled Loop - XDSLi) (Diagnostic)</i> | 146 |
| <i>Unbundled Loop ISDN Capable) (Diagnostic)</i> | 146 |
| <i>Unbundled Loop - ADSL Qualified) (Diagnostic)</i> | 146 |
| <i>LIS Trunk) (Diagnostic)</i> | 147 |
| OP-5R - New Service Quality Multiple Report Rate (Percent) | 148 |
| <i>Enhanced Extended Loops - DS0 Capable) (Diagnostic)</i> | 148 |
| <i>Enhanced Extended Loops - DS1 Capable) (Diagnostic)</i> | 148 |
| OP-6A-1 - Delayed Days for Non-Facility Reasons (Average Days) - Dispatches within MSAs | 149 |
| <i>Residence) (Parity)</i> | 149 |
| <i>Business) (Parity)</i> | 149 |
| <i>Qwest DSL) (Parity)</i> | 149 |
| <i>UNE - P (POTS) (Parity)</i> | 149 |

Table of Contents

| Section | Page Number |
|---|--------------------|
| <i>UNE P (Centrex) (Parity)</i> | 150 |
| <i>Line Sharing) (Parity)</i> | 150 |
| <i>Line Splitting) (Parity)</i> | 150 |
| OP-6A-2 - Delayed Days for Non-Facility Reasons (Average Days) - Dispatches outside MSAs | 151 |
| <i>Residence) (Parity)</i> | 151 |
| <i>Business) (Parity)</i> | 151 |
| <i>Qwest DSL) (Parity)</i> | 151 |
| <i>UNE - P (POTS) (Parity)</i> | 151 |
| OP-6A-3 - Delayed Days for Non-Facility Reasons (Average Days) - No dispatches | 152 |
| <i>Residence) (Parity)</i> | 152 |
| <i>Business) (Parity)</i> | 152 |
| <i>Qwest DSL) (Parity)</i> | 152 |
| <i>UNE - P (POTS) (Parity)</i> | 152 |
| <i>Line Sharing) (Parity)</i> | 153 |
| <i>Line Splitting) (Parity)</i> | 153 |
| OP-6A-4 - Delayed Days for Non-Facility Reasons (Average Days) - Interval Zone One | 154 |
| <i>LIS Trunk) (Parity)</i> | 154 |
| <i>UDIT Above DS1 Level) (Parity)</i> | 155 |
| <i>Unbundled Loop Analog) (Parity)</i> | 155 |
| <i>Unbundled Loop - 2 Wire Non-Loaded) (Parity)</i> | 155 |
| <i>Unbundled Loop - DS1 Capable) (Parity)</i> | 155 |
| <i>Unbundled Loop ISDN Capable) (Parity)</i> | 156 |
| <i>Unbundled Loop - ADSL Qualified) (Parity)</i> | 156 |
| <i>Unbundled Loop - DS3 Capable) (Parity)</i> | 156 |
| <i>Enhanced Extended Loops - DS3 Capable) (Diagnostic)</i> | 157 |
| <i>Enhanced Extended Loops - DS1 Capable) (Parity)</i> | 158 |
| OP-6A-5 - Delayed Days for Non-Facility Reasons (Average Days) - Interval Zone Two | 159 |
| <i>LIS Trunk) (Parity)</i> | 159 |
| <i>UDIT DS1) (Parity)</i> | 160 |
| <i>UDIT Above DS1 Level) (Parity)</i> | 160 |
| <i>Unbundled Loop Analog) (Parity)</i> | 160 |
| <i>Unbundled Loop - 2 Wire Non-Loaded) (Parity)</i> | 160 |
| <i>Unbundled Loop - DS1 Capable) (Parity)</i> | 161 |
| <i>Unbundled Loop ISDN Capable) (Parity)</i> | 161 |
| <i>Unbundled Loop - ADSL Qualified) (Parity)</i> | 161 |
| <i>Enhanced Extended Loops - DS1 Capable) (Parity)</i> | 162 |
| OP-6B-1 - Delayed Days for Facility Reasons (Average Days) - Dispatches within MSAs | 163 |
| <i>Residence) (Parity)</i> | 163 |
| <i>UNE - P (POTS) (Parity)</i> | 163 |
| OP-6B-2 - Delayed Days for Facility Reasons (Average Days) - Dispatches outside MSAs | 164 |
| <i>Residence) (Parity)</i> | 164 |
| <i>UNE - P (POTS) (Parity)</i> | 164 |
| OP-6B-4 - Delayed Days for Facility Reasons (Average Days) - Interval Zone One | 165 |
| <i>Unbundled Loop Analog) (Parity)</i> | 165 |

Table of Contents

| Section | Page Number |
|---|--------------------|
| <i>Unbundled Loop - 2 Wire Non-Loaded) (Parity)</i> | 165 |
| <i>Unbundled Loop - DS1 Capable) (Parity)</i> | 165 |
| <i>Unbundled Loop ISDN Capable) (Parity)</i> | 165 |
| <i>Unbundled Loop - ADSL Qualified) (Parity)</i> | 166 |
| OP-6B-5 - Delayed Days for Facility Reasons (Average Days) - Interval Zone Two | 167 |
| <i>Unbundled Loop Analog) (Parity)</i> | 167 |
| <i>Unbundled Loop - 2 Wire Non-Loaded) (Parity)</i> | 167 |
| <i>Unbundled Loop - DS1 Capable) (Parity)</i> | 167 |
| <i>Unbundled Loop ISDN Capable) (Parity)</i> | 167 |
| <i>Unbundled Loop - ADSL Qualified) (Parity)</i> | 168 |
| <i>Dark Fiber - Loop) (Diagnostic)</i> | 168 |
| OP-7 - Coordinated "Hot Cut" Interval (Hours:Minutes) | 169 |
| <i>Unbundled Loop - Analog) (Diagnostic)</i> | 169 |
| <i>Unbundled Loop Other) (Diagnostic)</i> | 169 |
| OP-8 - Number Portability Timeliness (Percent) | 170 |
| <i>Number Portability Timeliness) (Percent) (OP-8) B) (Benchmark)</i> | 170 |
| <i>Percentage of LNP Triggers Set Prior to the Frame Due Time) (Percent) (OP-8C)) (Benchmark)</i> | 170 |
| OP-13 - Coordinated Cuts on Time (Percent) | 171 |
| <i>Coordinated Cuts Completed on Time) (Percent) Unbundled Loop - Analog) (OP-13A)) (Benchmark)</i> | 171 |
| <i>Coordinated Cuts Completed on Time) (Percent) Unbundled Loop Other) (OP-13A)) (Benchmark)</i> | 171 |
| <i>Coordinated Cuts Started Without CLEC Approval) (Percent) Unbundled Loop - Analog) (OP-13B)) (Diagnostic)</i> | 171 |
| <i>Coordinated Cuts Started Without CLEC Approval) (Percent) Unbundled Loop Other) (OP-13B)) (Diagnostic)</i> | 171 |
| OP-15A - Interval for Pending Orders Delayed Past Due Date | 172 |
| <i>Residence) (Diagnostic)</i> | 172 |
| <i>Business) (Diagnostic)</i> | 172 |
| <i>UNE - P (POTS) (Diagnostic)</i> | 172 |
| <i>Line Sharing) (Diagnostic)</i> | 172 |
| <i>Line Splitting) (Diagnostic)</i> | 173 |
| OP-15A - Interval for Pending Orders Delayed Past Due Date | 174 |
| <i>DS0) (Diagnostic)</i> | 174 |
| OP-15A - Interval for Pending Orders Delayed Past Due Date | 175 |
| <i>LIS Trunk) (Diagnostic)</i> | 175 |
| <i>Dark Fiber - IOF) (Diagnostic)</i> | 175 |
| <i>Unbundled Loop Analog) (Diagnostic)</i> | 175 |
| <i>Unbundled Loop - 2 Wire Non-Loaded) (Diagnostic)</i> | 175 |
| <i>Unbundled Loop - DS1 Capable) (Diagnostic)</i> | 176 |
| <i>Unbundled Loop ISDN Capable) (Diagnostic)</i> | 176 |
| <i>Unbundled Loop - DS3 Capable) (Diagnostic)</i> | 176 |
| <i>Qwest DSL) (Diagnostic)</i> | 176 |
| <i>Dark Fiber - Loop) (Diagnostic)</i> | 177 |
| <i>Enhanced Extended Loops (EELs) (Diagnostic)</i> | 178 |
| OP-15B - Count of Pending Orders Delayed for Facilities Reasons | 179 |
| <i>Residence) (Diagnostic)</i> | 179 |

Table of Contents

| Section | Page Number |
|---|--------------------|
| <i>Business) (Diagnostic)</i> | 179 |
| <i>UNE - P (POTS) (Diagnostic)</i> | 179 |
| <i>Line Sharing) (Diagnostic)</i> | 179 |
| <i>Line Splitting) (Diagnostic)</i> | 180 |
| <i>DS0) (Diagnostic)</i> | 181 |
| <i>LIS Trunk) (Diagnostic)</i> | 182 |
| <i>Dark Fiber - IOF) (Diagnostic)</i> | 182 |
| <i>Unbundled Loop Analog) (Diagnostic)</i> | 182 |
| <i>Unbundled Loop - 2 Wire Non-Loaded) (Diagnostic)</i> | 182 |
| <i>Unbundled Loop - DS1 Capable) (Diagnostic)</i> | 183 |
| <i>Unbundled Loop ISDN Capable) (Diagnostic)</i> | 183 |
| <i>Unbundled Loop - DS3 Capable) (Diagnostic)</i> | 183 |
| <i>Qwest DSL) (Diagnostic)</i> | 183 |
| <i>Dark Fiber - Loop) (Diagnostic)</i> | 184 |
| <i>Enhanced Extended Loops (EELs) (Diagnostic)</i> | 184 |
| OP-17 - Timeliness of Disconnects associated with LNP Orders | 185 |
| <i>Timeliness of Disconnects associated with LNP Orders) (Percent) (OP-17A)) (Benchmark)</i> | 185 |
| <i>Timeliness of Disconnects associated with LNP Orders) (Percent) (OP-17B)) (Diagnostic)</i> | 185 |
| MR-2 - Calls Answered within 20 Seconds - Interconnect Repair Center (Percent) | 186 |
| <i>Calls Answered within 20 seconds - Interconnect Repair Center) (Percent) (MR-2)) (Parity)</i> | 186 |
| MR-3A - Out of Service Cleared within 24 Hours (Percent) - Dispatches within MSAs | 187 |
| <i>Residence) (Parity)</i> | 187 |
| <i>Business) (Parity)</i> | 187 |
| <i>Centrex) (Parity)</i> | 187 |
| <i>Centrex 21) (Parity)</i> | 187 |
| <i>PBX) (Parity)</i> | 188 |
| <i>UNE - P (POTS) (Parity)</i> | 188 |
| <i>UNE P (Centrex) (Parity)</i> | 188 |
| <i>UNE P (Centrex 21) (Parity)</i> | 188 |
| <i>Line Sharing) (Parity)</i> | 189 |
| <i>Line Splitting) (Parity)</i> | 189 |
| MR-3B - Out of Service Cleared within 24 Hours (Percent) - Dispatches outside MSAs | 190 |
| <i>Residence) (Parity)</i> | 190 |
| <i>Business) (Parity)</i> | 190 |
| <i>Centrex 21) (Parity)</i> | 190 |
| <i>PBX) (Parity)</i> | 190 |
| <i>UNE - P (POTS) (Parity)</i> | 191 |
| <i>UNE P (Centrex) (Parity)</i> | 191 |
| <i>UNE P (Centrex 21) (Parity)</i> | 191 |
| <i>Line Sharing) (Parity)</i> | 191 |
| MR-3C - Out of Service Cleared within 24 Hours (Percent) - No dispatches | 192 |
| <i>Residence) (Parity)</i> | 192 |
| <i>Business) (Parity)</i> | 192 |
| <i>Centrex) (Parity)</i> | 192 |
| <i>Centrex 21) (Parity)</i> | 192 |
| <i>PBX) (Parity)</i> | 193 |

Table of Contents

| Section | Page Number |
|---|--------------------|
| <i>UNE - P (POTS) (Parity)</i> | 193 |
| <i>UNE P (Centrex) (Parity)</i> | 193 |
| <i>UNE P (Centrex 21) (Parity)</i> | 193 |
| <i>Line Sharing) (Parity)</i> | 194 |
| <i>Line Splitting) (Parity)</i> | 194 |
| <i>Sub-Loop Unbundling) (Diagnostic)</i> | 195 |
| MR-3D - Out of Service Cleared within 24 Hours (Percent) - Interval Zone One | 196 |
| <i>Unbundled Loop Analog) (Parity)</i> | 196 |
| <i>Unbundled Loop - 2 Wire Non-Loaded) (Parity)</i> | 196 |
| <i>Unbundled Loop - ADSL Qualified) (Parity)</i> | 196 |
| <i>Unbundled Loop - XDSLi) (Parity)</i> | 196 |
| <i>Unbundled Loop ISDN Capable) (Parity)</i> | 197 |
| MR-3E - Out of Service Cleared within 24 Hours (Percent) - Interval Zone Two | 198 |
| <i>Unbundled Loop Analog) (Parity)</i> | 198 |
| <i>Unbundled Loop - 2 Wire Non-Loaded) (Parity)</i> | 198 |
| <i>Unbundled Loop - ADSL Qualified) (Parity)</i> | 198 |
| <i>Unbundled Loop ISDN Capable) (Parity)</i> | 198 |
| MR-4A - All Troubles Cleared within 48 Hours (Percent) - Dispatches within MSAs | 199 |
| <i>Residence) (Parity)</i> | 199 |
| <i>Business) (Parity)</i> | 199 |
| <i>Centrex) (Parity)</i> | 199 |
| <i>Centrex 21) (Parity)</i> | 199 |
| <i>PBX) (Parity)</i> | 200 |
| <i>UNE - P (POTS) (Parity)</i> | 200 |
| <i>UNE P (Centrex) (Parity)</i> | 200 |
| <i>UNE P (Centrex 21) (Parity)</i> | 200 |
| <i>Line Sharing) (Parity)</i> | 201 |
| <i>Line Splitting) (Parity)</i> | 201 |
| MR-4B - All Troubles Cleared within 48 Hours (Percent) - Dispatches outside MSAs | 202 |
| <i>Residence) (Parity)</i> | 202 |
| <i>Business) (Parity)</i> | 202 |
| <i>Centrex 21) (Parity)</i> | 202 |
| <i>PBX) (Parity)</i> | 202 |
| <i>UNE - P (POTS) (Parity)</i> | 203 |
| <i>UNE P (Centrex) (Parity)</i> | 203 |
| <i>UNE P (Centrex 21) (Parity)</i> | 203 |
| <i>Line Sharing) (Parity)</i> | 203 |
| MR-4C - All Troubles Cleared within 48 Hours (Percent) - No dispatches | 204 |
| <i>Residence) (Parity)</i> | 204 |
| <i>Business) (Parity)</i> | 204 |
| <i>Centrex) (Parity)</i> | 204 |
| <i>Centrex 21) (Parity)</i> | 204 |
| <i>PBX) (Parity)</i> | 205 |
| <i>UNE - P (POTS) (Parity)</i> | 205 |
| <i>UNE P (Centrex) (Parity)</i> | 205 |
| <i>UNE P (Centrex 21) (Parity)</i> | 205 |

Table of Contents

| Section | Page Number |
|---|--------------------|
| <i>Line Sharing) (Parity)</i> | 206 |
| <i>Line Splitting) (Parity)</i> | 206 |
| <i>Sub-Loop Unbundling) (Diagnostic)</i> | 207 |
| MR-4D - All Troubles Cleared within 48 Hours (Percent) - Interval Zone One | 208 |
| <i>Qwest DSL) (Parity)</i> | 208 |
| <i>Unbundled Loop Analog) (Parity)</i> | 208 |
| <i>Unbundled Loop - 2 Wire Non-Loaded) (Parity)</i> | 208 |
| <i>Unbundled Loop - ADSL Qualified) (Parity)</i> | 208 |
| <i>Unbundled Loop - XDSLi) (Parity)</i> | 209 |
| <i>Unbundled Loop ISDN Capable) (Parity)</i> | 209 |
| MR-4E - All Troubles Cleared within 48 Hours (Percent) - Interval Zone Two | 210 |
| <i>Qwest DSL) (Parity)</i> | 210 |
| <i>Unbundled Loop Analog) (Parity)</i> | 210 |
| <i>Unbundled Loop - 2 Wire Non-Loaded) (Parity)</i> | 210 |
| <i>Unbundled Loop - ADSL Qualified) (Parity)</i> | 210 |
| <i>Unbundled Loop ISDN Capable) (Parity)</i> | 211 |
| MR-5A - All Troubles Cleared within 4 Hours (Percent) - Interval Zone One | 212 |
| <i>ISDN Primary) (Parity)</i> | 212 |
| <i>DS0) (Parity)</i> | 212 |
| <i>DS1) (Parity)</i> | 212 |
| <i>Frame Relay) (Parity)</i> | 212 |
| <i>LIS Trunk) (Parity)</i> | 213 |
| <i>UDIT DS1) (Parity)</i> | 214 |
| <i>UDIT Above DS1 Level) (Parity)</i> | 214 |
| <i>Unbundled Loop - 4 Wire Non-Loaded) (Parity)</i> | 214 |
| <i>Unbundled Loop - DS1 Capable) (Parity)</i> | 214 |
| <i>E911) (Parity)</i> | 215 |
| <i>Enhanced Extended Loops - DS0 Capable) (Diagnostic)</i> | 216 |
| <i>Enhanced Extended Loops - DS3 Capable) (Diagnostic)</i> | 216 |
| <i>Enhanced Extended Loops - DS1 Capable) (Parity)</i> | 217 |
| MR-5B - All Troubles Cleared within 4 Hours (Percent) - Interval Zone Two | 218 |
| <i>DS0) (Parity)</i> | 218 |
| <i>DS1) (Parity)</i> | 218 |
| <i>LIS Trunk) (Parity)</i> | 218 |
| <i>UDIT DS1) (Parity)</i> | 219 |
| <i>UDIT Above DS1 Level) (Parity)</i> | 219 |
| <i>Unbundled Loop - DS1 Capable) (Parity)</i> | 219 |
| <i>E911) (Parity)</i> | 219 |
| <i>Enhanced Extended Loops - DS1 Capable) (Parity)</i> | 220 |
| MR-6A - Mean Time to Restore (Hours:Minutes) - Dispatches within MSAs | 221 |
| <i>Residence) (Parity)</i> | 221 |
| <i>Business) (Parity)</i> | 221 |
| <i>Centrex) (Parity)</i> | 221 |
| <i>Centrex 21) (Parity)</i> | 221 |
| <i>PBX) (Parity)</i> | 222 |
| <i>UNE - P (POTS) (Parity)</i> | 222 |

Table of Contents

| Section | Page Number |
|---|--------------------|
| <i>UNE P (Centrex) (Parity)</i> | 222 |
| <i>UNE P (Centrex 21) (Parity)</i> | 222 |
| <i>Line Sharing) (Parity)</i> | 223 |
| <i>Line Splitting) (Parity)</i> | 223 |
| MR-6B - Mean Time to Restore (Hours:Minutes) - Dispatches outside MSAs | 224 |
| <i>Residence) (Parity)</i> | 224 |
| <i>Business) (Parity)</i> | 224 |
| <i>Centrex 21) (Parity)</i> | 224 |
| <i>PBX) (Parity)</i> | 224 |
| <i>UNE - P (POTS) (Parity)</i> | 225 |
| <i>UNE P (Centrex) (Parity)</i> | 225 |
| <i>UNE P (Centrex 21) (Parity)</i> | 225 |
| <i>Line Sharing) (Parity)</i> | 225 |
| MR-6C - Mean Time to Restore (Hours:Minutes) - No dispatches | 226 |
| <i>Residence) (Parity)</i> | 226 |
| <i>Business) (Parity)</i> | 226 |
| <i>Centrex) (Parity)</i> | 226 |
| <i>Centrex 21) (Parity)</i> | 226 |
| <i>PBX) (Parity)</i> | 227 |
| <i>UNE - P (POTS) (Parity)</i> | 227 |
| <i>UNE P (Centrex) (Parity)</i> | 227 |
| <i>UNE P (Centrex 21) (Parity)</i> | 227 |
| <i>Line Sharing) (Parity)</i> | 228 |
| <i>Line Splitting) (Parity)</i> | 228 |
| <i>Sub-Loop Unbundling) (Diagnostic)</i> | 229 |
| MR-6D - Mean Time to Restore (Hours:Minutes) - Interval Zone One | 230 |
| <i>ISDN Primary) (Parity)</i> | 230 |
| <i>DS0) (Parity)</i> | 230 |
| <i>DS1) (Parity)</i> | 230 |
| <i>Frame Relay) (Parity)</i> | 230 |
| <i>LIS Trunk) (Parity)</i> | 231 |
| <i>UDIT DS1) (Parity)</i> | 232 |
| <i>UDIT Above DS1 Level) (Parity)</i> | 232 |
| <i>Dark Fiber - IOF) (Diagnostic)</i> | 232 |
| <i>Unbundled Loop Analog) (Parity)</i> | 232 |
| <i>Unbundled Loop - 2 Wire Non-Loaded) (Parity)</i> | 233 |
| <i>Unbundled Loop - 4 Wire Non-Loaded) (Parity)</i> | 233 |
| <i>Unbundled Loop - DS1 Capable) (Parity)</i> | 233 |
| <i>Unbundled Loop - XDSLi) (Parity)</i> | 233 |
| <i>Unbundled Loop ISDN Capable) (Parity)</i> | 234 |
| <i>Unbundled Loop - ADSL Qualified) (Parity)</i> | 234 |
| <i>Qwest DSL) (Parity)</i> | 234 |
| <i>E911) (Parity)</i> | 234 |
| <i>Enhanced Extended Loops - DS0 Capable) (Diagnostic)</i> | 235 |
| <i>Enhanced Extended Loops - DS3 Capable) (Diagnostic)</i> | 235 |
| <i>Enhanced Extended Loops - DS1 Capable) (Parity)</i> | 236 |
| MR-6E - Mean Time to Restore (Hours:Minutes) - Interval Zone Two | 237 |

Table of Contents

| Section | Page Number |
|--|--------------------|
| <i>DS0) (Parity)</i> | 237 |
| <i>DS1) (Parity)</i> | 237 |
| <i>LIS Trunk) (Parity)</i> | 237 |
| <i>UDIT DS1) (Parity)</i> | 238 |
| <i>UDIT Above DS1 Level) (Parity)</i> | 238 |
| <i>Unbundled Loop Analog) (Parity)</i> | 238 |
| <i>Unbundled Loop - 2 Wire Non-Loaded) (Parity)</i> | 238 |
| <i>Unbundled Loop - DS1 Capable) (Parity)</i> | 239 |
| <i>Unbundled Loop ISDN Capable) (Parity)</i> | 239 |
| <i>Unbundled Loop - ADSL Qualified) (Parity)</i> | 239 |
| <i>Qwest DSL) (Parity)</i> | 239 |
| <i>E911) (Parity)</i> | 240 |
| <i>Enhanced Extended Loops - DS1 Capable) (Parity)</i> | 241 |
| MR-7A - Repair Repeat Report Rate (Percent) - Dispatches within MSAs | 242 |
| <i>Residence) (Parity)</i> | 242 |
| <i>Business) (Parity)</i> | 242 |
| <i>Centrex) (Parity)</i> | 242 |
| <i>Centrex 21) (Parity)</i> | 242 |
| <i>PBX) (Parity)</i> | 243 |
| <i>UNE - P (POTS) (Parity)</i> | 243 |
| <i>UNE P (Centrex) (Parity)</i> | 243 |
| <i>UNE P (Centrex 21) (Parity)</i> | 243 |
| <i>Line Sharing) (Diagnostic)</i> | 244 |
| <i>Line Splitting) (Parity)</i> | 244 |
| MR-7B - Repair Repeat Report Rate (Percent) - Dispatches outside MSAs | 245 |
| <i>Residence) (Parity)</i> | 245 |
| <i>Business) (Parity)</i> | 245 |
| <i>UNE - P (POTS) (Parity)</i> | 245 |
| MR-7C - Repair Repeat Report Rate (Percent) - No dispatches | 246 |
| <i>Residence) (Parity)</i> | 246 |
| <i>Business) (Parity)</i> | 246 |
| <i>Centrex) (Parity)</i> | 246 |
| <i>Centrex 21) (Parity)</i> | 246 |
| <i>PBX) (Parity)</i> | 247 |
| <i>UNE - P (POTS) (Parity)</i> | 247 |
| <i>UNE P (Centrex) (Parity)</i> | 247 |
| <i>UNE P (Centrex 21) (Parity)</i> | 247 |
| <i>Line Sharing) (Diagnostic)</i> | 248 |
| <i>Line Splitting) (Parity)</i> | 248 |
| MR-7D - Repair Repeat Report Rate (Percent) - Interval Zone One | 249 |
| <i>ISDN Primary) (Parity)</i> | 249 |
| <i>DS0) (Parity)</i> | 249 |
| <i>DS1) (Parity)</i> | 249 |
| <i>Frame Relay) (Parity)</i> | 249 |
| <i>LIS Trunk) (Parity)</i> | 250 |
| <i>UDIT DS1) (Parity)</i> | 251 |
| <i>UDIT Above DS1 Level) (Parity)</i> | 251 |

Table of Contents

| Section | Page Number |
|--|--------------------|
| <i>Unbundled Loop Analog) (Parity)</i> | 251 |
| <i>Unbundled Loop - 2 Wire Non-Loaded) (Parity)</i> | 251 |
| <i>Unbundled Loop - 4 Wire Non-Loaded) (Parity)</i> | 252 |
| <i>Unbundled Loop - DS1 Capable) (Parity)</i> | 252 |
| <i>Unbundled Loop - XDSLi) (Parity)</i> | 252 |
| <i>Unbundled Loop ISDN Capable) (Parity)</i> | 252 |
| <i>Unbundled Loop - ADSL Qualified) (Parity)</i> | 253 |
| <i>Qwest DSL) (Parity)</i> | 253 |
| <i>E911) (Parity)</i> | 253 |
| <i>Enhanced Extended Loops - DS0 Capable) (Diagnostic)</i> | 254 |
| <i>Enhanced Extended Loops - DS3 Capable) (Diagnostic)</i> | 254 |
| <i>Enhanced Extended Loops - DS1 Capable) (Parity)</i> | 255 |
| MR-7E - Repair Repeat Report Rate (Percent) - Interval Zone Two | 256 |
| <i>DS0) (Parity)</i> | 256 |
| <i>DS1) (Parity)</i> | 256 |
| <i>LIS Trunk) (Parity)</i> | 256 |
| <i>UDIT DS1) (Parity)</i> | 257 |
| <i>UDIT Above DS1 Level) (Parity)</i> | 257 |
| <i>Unbundled Loop Analog) (Parity)</i> | 257 |
| <i>Unbundled Loop - 2 Wire Non-Loaded) (Parity)</i> | 257 |
| <i>Unbundled Loop - DS1 Capable) (Parity)</i> | 258 |
| <i>Unbundled Loop ISDN Capable) (Parity)</i> | 258 |
| <i>Qwest DSL) (Parity)</i> | 258 |
| <i>Enhanced Extended Loops - DS1 Capable) (Parity)</i> | 259 |
| MR-8 - Trouble Rate (Percent) | 260 |
| <i>Residence) (Parity)</i> | 260 |
| <i>Business) (Parity)</i> | 260 |
| <i>Centrex) (Parity)</i> | 260 |
| <i>Centrex 21) (Parity)</i> | 260 |
| <i>PBX) (Parity)</i> | 261 |
| <i>Basic Rate ISDN) (Parity)</i> | 261 |
| <i>Qwest DSL) (Parity)</i> | 261 |
| <i>ISDN Primary) (Parity)</i> | 261 |
| <i>DS0) (Parity)</i> | 262 |
| <i>DS1) (Parity)</i> | 262 |
| <i>DS3) (Parity)</i> | 262 |
| <i>Frame Relay) (Parity)</i> | 262 |
| <i>LIS Trunk) (Parity)</i> | 263 |
| <i>UNE - P (POTS) (Parity)</i> | 263 |
| <i>UNE P (Centrex) (Parity)</i> | 263 |
| <i>UNE P (Centrex 21) (Parity)</i> | 263 |
| <i>Line Sharing) (Parity)</i> | 264 |
| <i>Line Splitting) (Parity)</i> | 264 |
| <i>Sub-Loop Unbundling) (Diagnostic)</i> | 265 |
| <i>UDIT DS1) (Parity)</i> | 266 |
| <i>UDIT Above DS1 Level) (Parity)</i> | 266 |
| <i>Dark Fiber - IOF) (Diagnostic)</i> | 266 |
| <i>Unbundled Loop Analog) (Parity)</i> | 266 |
| <i>Unbundled Loop - 2 Wire Non-Loaded) (Parity)</i> | 267 |

Table of Contents

| Section | Page Number |
|--|--------------------|
| <i>Unbundled Loop - 4 Wire Non-Loaded) (Parity)</i> | 267 |
| <i>Unbundled Loop - DS1 Capable) (Parity)</i> | 267 |
| <i>Unbundled Loop - XDSL(i) (Parity)</i> | 267 |
| <i>Unbundled Loop ISDN Capable) (Parity)</i> | 268 |
| <i>Unbundled Loop - ADSL Qualified) (Parity)</i> | 268 |
| <i>Dark Fiber - Loop) (Diagnostic)</i> | 268 |
| <i>E911) (Parity)</i> | 268 |
| <i>Enhanced Extended Loops - DS0 Capable) (Diagnostic)</i> | 269 |
| <i>Enhanced Extended Loops - DS3 Capable) (Diagnostic)</i> | 269 |
| <i>Enhanced Extended Loops - DS1 Capable) (Parity)</i> | 270 |
| MR-9A - Repair Appointments Met (Percent) - Dispatches within MSAs | 271 |
| <i>Residence) (Parity)</i> | 271 |
| <i>Business) (Parity)</i> | 271 |
| <i>Centrex) (Parity)</i> | 271 |
| <i>Centrex 21) (Parity)</i> | 271 |
| <i>PBX) (Parity)</i> | 272 |
| <i>UNE - P (POTS) (Parity)</i> | 272 |
| MR-9B - Repair Appointments Met (Percent) - Dispatches outside MSAs | 273 |
| <i>Residence) (Parity)</i> | 273 |
| <i>Business) (Parity)</i> | 273 |
| <i>Centrex 21) (Parity)</i> | 273 |
| <i>PBX) (Parity)</i> | 273 |
| <i>UNE - P (POTS) (Parity)</i> | 274 |
| MR-9C - Repair Appointments Met (Percent) - No dispatches | 275 |
| <i>Residence) (Parity)</i> | 275 |
| <i>Business) (Parity)</i> | 275 |
| <i>Centrex) (Parity)</i> | 275 |
| <i>Centrex 21) (Parity)</i> | 275 |
| <i>PBX) (Parity)</i> | 276 |
| <i>UNE - P (POTS) (Parity)</i> | 276 |
| MR-10 - Customer-Related Trouble Reports (Percent) | 277 |
| <i>Residence) (Diagnostic)</i> | 277 |
| <i>Business) (Diagnostic)</i> | 277 |
| <i>Centrex) (Diagnostic)</i> | 277 |
| <i>Centrex 21) (Diagnostic)</i> | 277 |
| <i>PBX) (Diagnostic)</i> | 278 |
| <i>Qwest DSL) (Diagnostic)</i> | 278 |
| <i>ISDN Primary) (Diagnostic)</i> | 278 |
| <i>DS0) (Diagnostic)</i> | 278 |
| <i>DS1) (Diagnostic)</i> | 279 |
| <i>Frame Relay) (Diagnostic)</i> | 279 |
| <i>LIS Trunk) (Diagnostic)</i> | 279 |
| <i>UNE - P (POTS) (Diagnostic)</i> | 279 |
| <i>UNE P (Centrex) (Diagnostic)</i> | 280 |
| <i>UNE P (Centrex 21) (Diagnostic)</i> | 280 |
| <i>UDIT DS1) (Diagnostic)</i> | 281 |
| <i>UDIT Above DS1 Level) (Diagnostic)</i> | 281 |

Table of Contents

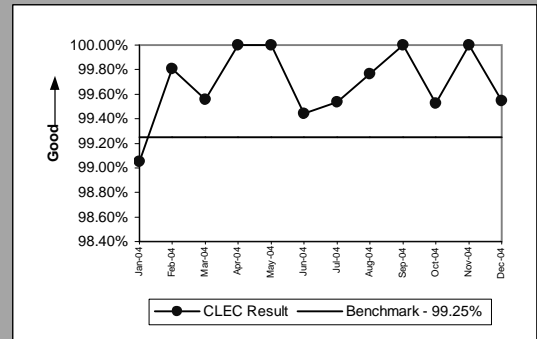
| Section | Page Number |
|--|--------------------|
| <i>Unbundled Loop Analog) (Diagnostic)</i> | 281 |
| <i>Unbundled Loop - 2 Wire Non-Loaded) (Diagnostic)</i> | 281 |
| <i>Unbundled Loop - 4 Wire Non-Loaded) (Diagnostic)</i> | 282 |
| <i>Unbundled Loop - DS1 Capable) (Diagnostic)</i> | 282 |
| <i>Unbundled Loop - XDSLi) (Diagnostic)</i> | 282 |
| <i>Unbundled Loop ISDN Capable) (Diagnostic)</i> | 282 |
| <i>Unbundled Loop - ADSL Qualified) (Diagnostic)</i> | 283 |
| <i>E911) (Diagnostic)</i> | 283 |
| MR-11 - LNP Trouble Reports Cleared | 284 |
| <i>LNP Trouble Reports Cleared within 4 Hours) (Percent) (MR-11A)) (Benchmark)</i> | 284 |
| <i>LNP Trouble Reports Cleared within 48 Hours - All Volumes) (Percent) (MR-11B)) (Benchmark)</i> | 284 |
| BI-1 - Time to Provide Recorded Usage Records | 285 |
| <i>Time to Provide Usage Records) (Average Days) UNEs and Resale Aggregate) (BI-1A)) (Parity)</i> | 285 |
| <i>Time to Provide Usage Records) (Percent) Jointly-provided Switched Access) (BI-1B)) (Benchmark)</i> | 286 |
| BI-1 - Time to Provide Recorded Usage Reports | 287 |
| <i>Time to Provide Usage Records [CAT11]) (Average Days) UNEs and Resale Aggregate) (BI-1C-1)) (Diagnostic)</i> | 287 |
| <i>Time to Provide Usage Records [CAT10]) (Average Days) UNEs and Resale Aggregate) (BI-1C-2)) (Diagnostic)</i> | 288 |
| BI-2 - Invoices Delivered within 10 Days | 289 |
| <i>Invoices Delivered within 10 Days) (Percent) All) (BI-2)) (Parity)</i> | 289 |
| BI-3 - Billing Accuracy - Adjustments for Errors | 290 |
| <i>Billing Accuracy - Adjustments for Errors) (Percent) UNEs and Resale Aggregate) (BI-3A)) (Parity)</i> | 290 |
| <i>Billing Accuracy - Adjustments for Errors) (Percent) Reciprocal Compensation) (BI-3B)) (Benchmark)</i> | 291 |
| BI-4 - Billing Completeness | 292 |
| <i>Billing Completeness) (Percent) UNEs and Resale Aggregate) (BI-4A)) (Parity)</i> | 292 |
| <i>Billing Completeness) (Percent) Reciprocal Compensation) (BI-4B)) (Benchmark)</i> | 293 |
| BI-5 - Billing Accuracy & Claims Processing | 294 |
| <i>Billing Accuracy & Claims Processing - Acknowledgment) (Percent) All) (BI-5A)) (Benchmark)</i> | 294 |
| <i>Billing Accuracy & Claims Processing - Resolution) (Percent) All) (BI-5B)) (Benchmark)</i> | 294 |
| DB-1 - Time to Update Databases | 295 |
| <i>Time to Update Databases) (Hours:Minutes) E911) (DB-1) A) (Parity)</i> | 295 |
| <i>Time to Update Databases) (Avg Sec) LIDB) (DB-1) B) (Parity)</i> | 295 |
| <i>Time to Update Databases) (Avg Sec) Directory Listing) (DB-1) C-1) (Parity)</i> | 295 |
| DB-2 - Accurate Database Updates | 296 |
| <i>Accurate Database Updates) (Percent) Directory Listing) (DB-2) C-1) (Parity)</i> | 296 |
| DA-1 - Speed of Answer - Directory Assistance | 297 |
| <i>Speed of Answer - Directory Assistance) (Avg Sec) (DA-1)) (Parity)</i> | 297 |
| OS-1 - Speed of Answer - Operator Services | 298 |
| <i>Speed of Answer - Operator Services) (Avg Sec) (OS-1)) (Parity)</i> | 298 |
| NI-1 - Trunk Blocking | 299 |

Table of Contents

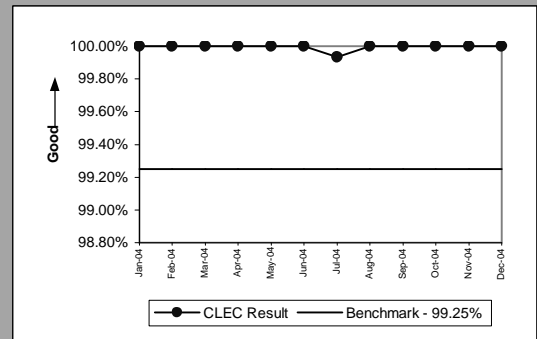
| Section | Page Number |
|---|--------------------|
| <i>Trunk Blockage to Qwest Tandem Offices) (NI-1A)) (Benchmark)</i> | 299 |
| <i>Trunk Blockage to Qwest End Offices) (NI-1B)) (Benchmark)</i> | 299 |
| <i>Trunk Blockage to Qwest Tandem Offices) (Percent) (NI-1C)) (Diagnostic)</i> | 300 |
| <i>Trunk Blockage to Qwest End Offices) (Percent) (NI-1D)) (Diagnostic)</i> | 300 |
| NP-1 - NXX Code Activation | 301 |
| <i>NXX Code Activation) (Percent) (NP-1A)) (Parity)</i> | 301 |
| <i>NXX Code Activation - Facility Delays) (Percent) (NP-1B)) (Diagnostic)</i> | 301 |
| CP-1 - Collocation Completion Interval (Average Days) | 302 |
| <i>Scheduled Interval 90 Calender Days or Less) (CP-1A)) (Benchmark)</i> | 302 |
| <i>Scheduled Interval 91 to 120 Calendar Days) (CP-1B)) (Benchmark)</i> | 302 |
| <i>Scheduled Interval 121 to 150 Calendar Days) (CP-1C)) (Benchmark)</i> | 302 |
| CP-2 - Collocations Completed within Scheduled Intervals (Percent) | 303 |
| <i>Non-Forcasted & Late Forecasted Collocations) (CP-2B)) (Benchmark)</i> | 303 |
| <i>Collocations with Intervals Longer than 120 Days) (CP-2C)) (Benchmark)</i> | 303 |
| CP-3 - Collocation Feasibility Study Interval (Average Days) | 304 |
| <i>Collocation Feasibility Study Interval) (CP-3)) (Benchmark)</i> | 304 |
| CP-4 - Collocation Feasibility Study Commitments Met (Percent) | 305 |
| <i>Collocation Feasibility Study Commitments Met) (CP-4)) (Benchmark)</i> | 305 |

GA-1 - Gateway Availability - IMA-GUI

| Gateway Availability - IMA-GUI (Percent All) (GA-1) A (Benchmark) | | | | |
|---|-----------|-------------|-------------|--|
| Date | Numerator | Denominator | CLEC Result | |
| Jan-04 | 29418 | 29700 | 99.05% | |
| Feb-04 | 26948 | 27000 | 99.81% | |
| Mar-04 | 29747 | 29880 | 99.55% | |
| Apr-04 | 28440 | 28440 | 100.00% | |
| May-04 | 28980 | 28980 | 100.00% | |
| Jun-04 | 28640 | 28800 | 99.44% | |
| Jul-04 | 29562 | 29700 | 99.54% | |
| Aug-04 | 29092 | 29160 | 99.77% | |
| Sep-04 | 28800 | 28800 | 100.00% | |
| Oct-04 | 28365 | 28500 | 99.53% | |
| Nov-04 | 28800 | 28800 | 100.00% | |
| Dec-04 | 29744 | 29880 | 99.54% | |

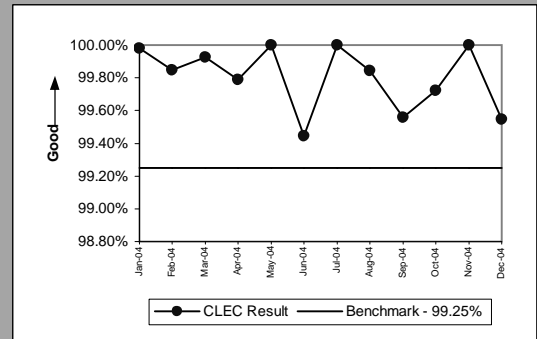


| Gateway Availability - IMA-GUI (Percent SIA) (GA-1) D (Benchmark) | | | | |
|---|-----------|-------------|-------------|--|
| Date | Numerator | Denominator | CLEC Result | |
| Jan-04 | 29700 | 29700 | 100.00% | |
| Feb-04 | 27000 | 27000 | 100.00% | |
| Mar-04 | 29880 | 29880 | 100.00% | |
| Apr-04 | 28800 | 28800 | 100.00% | |
| May-04 | 28980 | 28980 | 100.00% | |
| Jun-04 | 28800 | 28800 | 100.00% | |
| Jul-04 | 29680 | 29700 | 99.93% | |
| Aug-04 | 29160 | 29160 | 100.00% | |
| Sep-04 | 28800 | 28800 | 100.00% | |
| Oct-04 | 28980 | 28980 | 100.00% | |
| Nov-04 | 28800 | 28800 | 100.00% | |
| Dec-04 | 29880 | 29880 | 100.00% | |



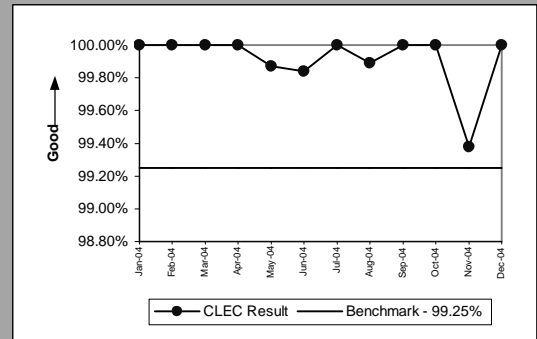
GA-2 - Gateway Availability - IMA-EDI

| Gateway Availability - IMA-EDI) (Percent) (GA-2) (Benchmark) | | | | |
|--|-----------|-------------|--|-------------|
| Date | Numerator | Denominator | | CLEC Result |
| Jan-04 | 29694 | 29700 | | 99.98% |
| Feb-04 | 26959 | 27000 | | 99.85% |
| Mar-04 | 29858 | 29880 | | 99.93% |
| Apr-04 | 28380 | 28440 | | 99.79% |
| May-04 | 28980 | 28980 | | 100.00% |
| Jun-04 | 28640 | 28800 | | 99.44% |
| Jul-04 | 29700 | 29700 | | 100.00% |
| Aug-04 | 29114 | 29160 | | 99.84% |
| Sep-04 | 28673 | 28800 | | 99.56% |
| Oct-04 | 28421 | 28500 | | 99.72% |
| Nov-04 | 28800 | 28800 | | 100.00% |
| Dec-04 | 29744 | 29880 | | 99.54% |



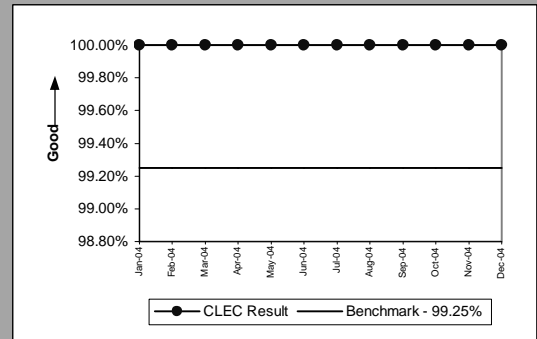
GA-3 - Gateway Availability - EB-TA

| Gateway Availability - EB-TA (Percent) (GA-3) (Benchmark) | | | | |
|---|-----------|-------------|-------------|--|
| Date | Numerator | Denominator | CLEC Result | |
| Jan-04 | 43140 | 43140 | 100.00% | |
| Feb-04 | 40020 | 40020 | 100.00% | |
| Mar-04 | 43200 | 43200 | 100.00% | |
| Apr-04 | 41340 | 41340 | 100.00% | |
| May-04 | 42785 | 42840 | 99.87% | |
| Jun-04 | 41273 | 41340 | 99.84% | |
| Jul-04 | 43140 | 43140 | 100.00% | |
| Aug-04 | 42853 | 42900 | 99.89% | |
| Sep-04 | 41760 | 41760 | 100.00% | |
| Oct-04 | 42720 | 42720 | 100.00% | |
| Nov-04 | 41501 | 41760 | 99.38% | |
| Dec-04 | 42660 | 42660 | 100.00% | |



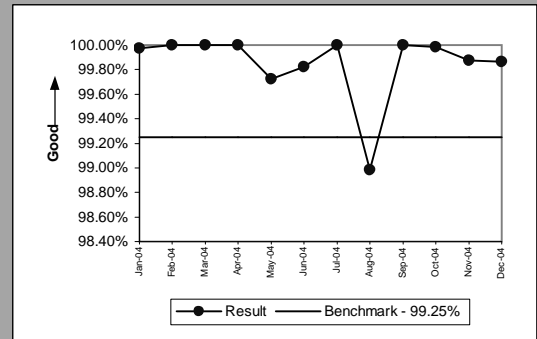
GA-4 - System Availability - EXACT

| System Availability - EXACT (Percent) (GA-4) (Benchmark) | | | | |
|--|-----------|-------------|-------------|--|
| Date | Numerator | Denominator | CLEC Result | |
| Jan-04 | 22500 | 22500 | 100.00% | |
| Feb-04 | 20160 | 20160 | 100.00% | |
| Mar-04 | 22860 | 22860 | 100.00% | |
| Apr-04 | 21960 | 21960 | 100.00% | |
| May-04 | 21600 | 21600 | 100.00% | |
| Jun-04 | 21960 | 21960 | 100.00% | |
| Jul-04 | 22500 | 22500 | 100.00% | |
| Aug-04 | 21960 | 21960 | 100.00% | |
| Sep-04 | 21960 | 21960 | 100.00% | |
| Oct-04 | 21600 | 21600 | 100.00% | |
| Nov-04 | 21960 | 21960 | 100.00% | |
| Dec-04 | 22860 | 22860 | 100.00% | |



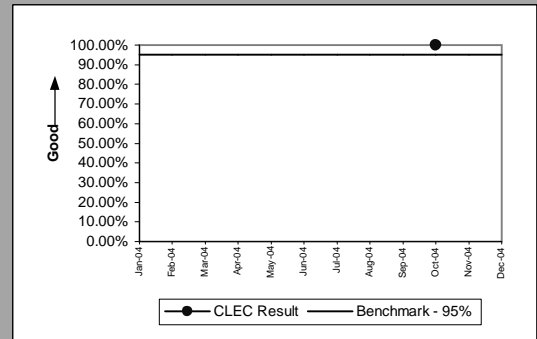
GA-6 - Gateway Availability - GUI - Repair

| Gateway Availability - GUI - Repair (Percent) (GA-6) (Benchmark) | | | | |
|--|-----------|-------------|--|---------|
| Date | Numerator | Denominator | | Result |
| Jan-04 | 38945 | 38955 | | 99.97% |
| Feb-04 | 35880 | 35880 | | 100.00% |
| Mar-04 | 39075 | 39075 | | 100.00% |
| Apr-04 | 37410 | 37410 | | 100.00% |
| May-04 | 38624 | 38730 | | 99.73% |
| Jun-04 | 37343 | 37410 | | 99.82% |
| Jul-04 | 38955 | 38955 | | 100.00% |
| Aug-04 | 38455 | 38850 | | 98.98% |
| Sep-04 | 37770 | 37770 | | 100.00% |
| Oct-04 | 38604 | 38610 | | 99.98% |
| Nov-04 | 37723 | 37770 | | 99.88% |
| Dec-04 | 38542 | 38595 | | 99.86% |



GA-7 - Timely Outage Resolution following Software Releases

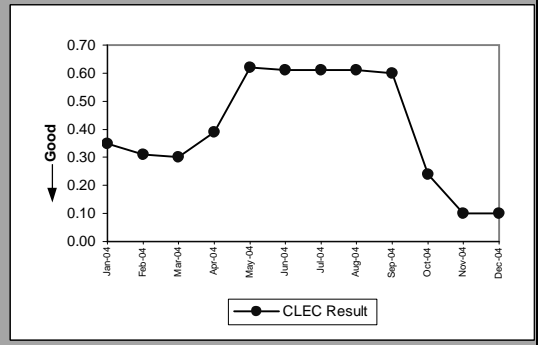
| Timely Outage Resolution following Software Releases) (Percent) (GA-7)) (Benchmark) | | | |
|---|----------|------------|-------------|
| Date | CLEC Num | CLEC Denom | CLEC Result |
| Jan-04 | 0 | 0 | |
| Feb-04 | 0 | 0 | |
| Mar-04 | 0 | 0 | |
| Apr-04 | 0 | 0 | |
| May-04 | 0 | 0 | |
| Jun-04 | 0 | 0 | |
| Jul-04 | 0 | 0 | |
| Aug-04 | 0 | 0 | |
| Sep-04 | 0 | 0 | |
| Oct-04 | 1 | 1 | 100.00% |
| Nov-04 | 0 | 0 | |
| Dec-04 | 0 | 0 | |



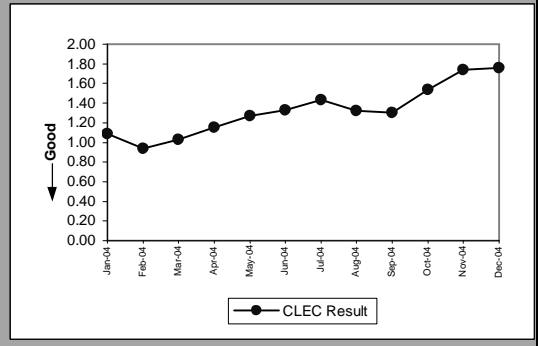
If the outage volume is less than 20 in the reporting month, the standard is 1 miss

PO-1 - Pre-Order/Order Response Times

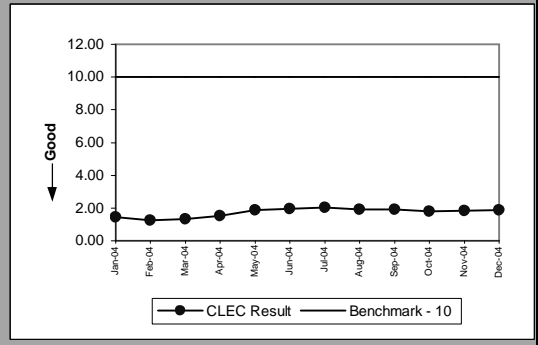
| Pre-Order Response Times (Appt. Scheduler) (Avg Sec) IMA Request (PO-1) A-1(a) (Diagnostic) | | | | | |
|---|-----------|-------------|-------------|--------------|--|
| Date | Numerator | Denominator | CLEC Result | Standard Dev | |
| Jan-04 | 936.95 | 2677 | 0.35 | 0.04 | |
| Feb-04 | 753.61 | 2431 | 0.31 | 0.04 | |
| Mar-04 | 861.3 | 2871 | 0.30 | 0.02 | |
| Apr-04 | 942.24 | 2416 | 0.39 | 0.99 | |
| May-04 | 1507.22 | 2431 | 0.62 | 1.88 | |
| Jun-04 | 1498.16 | 2456 | 0.61 | 1.81 | |
| Jul-04 | 1376.77 | 2257 | 0.61 | 1.96 | |
| Aug-04 | 1540.86 | 2526 | 0.61 | 1.93 | |
| Sep-04 | 1481.4 | 2469 | 0.60 | 1.75 | |
| Oct-04 | 614.16 | 2559 | 0.24 | 0.88 | |
| Nov-04 | 267.4 | 2674 | 0.10 | 0.01 | |
| Dec-04 | 237.6 | 2376 | 0.10 | 0.01 | |



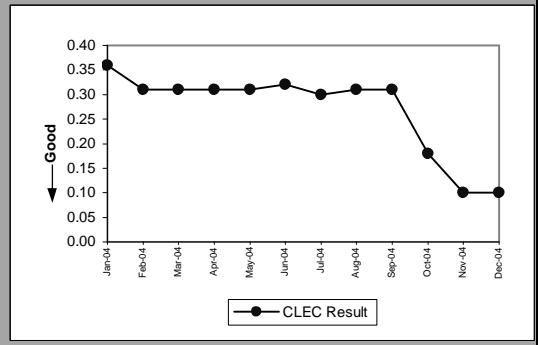
| Pre-Order Response Times (Appt. Scheduler) (Avg Sec) IMA Response/Accept (PO-1) A-1 (b,c) (Diagnostic) | | | | | |
|--|-----------|-------------|-------------|--------------|--|
| Date | Numerator | Denominator | CLEC Result | Standard Dev | |
| Jan-04 | 2917.93 | 2677 | 1.09 | 0.78 | |
| Feb-04 | 2285.14 | 2431 | 0.94 | 0.56 | |
| Mar-04 | 2957.13 | 2871 | 1.03 | 0.41 | |
| Apr-04 | 2778.4 | 2416 | 1.15 | 0.74 | |
| May-04 | 3087.37 | 2431 | 1.27 | 0.63 | |
| Jun-04 | 3266.48 | 2456 | 1.33 | 0.72 | |
| Jul-04 | 3227.51 | 2257 | 1.43 | 0.83 | |
| Aug-04 | 3334.32 | 2526 | 1.32 | 0.77 | |
| Sep-04 | 3209.7 | 2469 | 1.30 | 0.70 | |
| Oct-04 | 3940.86 | 2559 | 1.54 | 0.56 | |
| Nov-04 | 4652.76 | 2674 | 1.74 | 0.38 | |
| Dec-04 | 4181.76 | 2376 | 1.76 | 0.50 | |



| Pre-Order Response Times (Appt. Scheduler) (Avg Sec) IMA Aggregate (PO-1) A-1 Total (Benchmark) | | | | | |
|---|-----------|-------------|-------------|--------------|--|
| Date | Numerator | Denominator | CLEC Result | Standard Dev | |
| Jan-04 | 3854.88 | 2677 | 1.44 | 1.44 | |
| Feb-04 | 3038.75 | 2431 | 1.25 | 1.25 | |
| Mar-04 | 3818.43 | 2871 | 1.33 | 1.33 | |
| Apr-04 | 3720.64 | 2416 | 1.54 | 1.54 | |
| May-04 | 4594.59 | 2431 | 1.89 | 1.89 | |
| Jun-04 | 4764.64 | 2456 | 1.94 | 1.94 | |
| Jul-04 | 4604.28 | 2257 | 2.04 | 2.04 | |
| Aug-04 | 4875.18 | 2526 | 1.93 | 1.93 | |
| Sep-04 | 4691.1 | 2469 | 1.90 | 1.90 | |
| Oct-04 | 4555.02 | 2559 | 1.78 | 1.78 | |
| Nov-04 | 4920.16 | 2674 | 1.84 | 1.84 | |
| Dec-04 | 4419.36 | 2376 | 1.86 | 1.86 | |

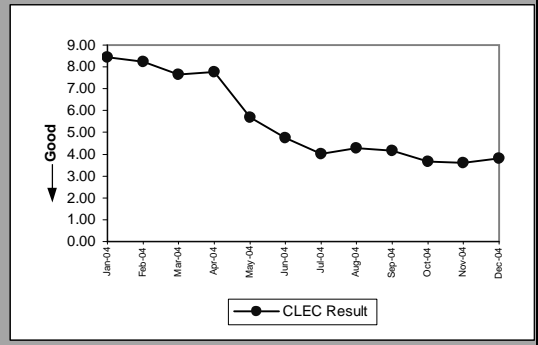


| Pre-Order Response Times (Service Availability) (Avg Sec) IMA Request (PO-1) A-2(a) (Diagnostic) | | | | | |
|--|-----------|-------------|-------------|--------------|--|
| Date | Numerator | Denominator | CLEC Result | Standard Dev | |
| Jan-04 | 1881.01 | 5215 | 0.36 | 0.18 | |
| Feb-04 | 1465.54 | 4658 | 0.31 | 0.13 | |
| Mar-04 | 1673.06 | 5468 | 0.31 | 0.13 | |
| Apr-04 | 1436.95 | 4600 | 0.31 | 0.13 | |
| May-04 | 1432.42 | 4618 | 0.31 | 0.18 | |
| Jun-04 | 1527.07 | 4819 | 0.32 | 0.31 | |
| Jul-04 | 1354.28 | 4501 | 0.30 | 0.07 | |
| Aug-04 | 1477.21 | 4831 | 0.31 | 0.24 | |
| Sep-04 | 1482.44 | 4801 | 0.31 | 0.29 | |
| Oct-04 | 888.99 | 4875 | 0.18 | 0.11 | |
| Nov-04 | 527.74 | 5090 | 0.10 | 0.00 | |
| Dec-04 | 444.8 | 4368 | 0.10 | 0.01 | |

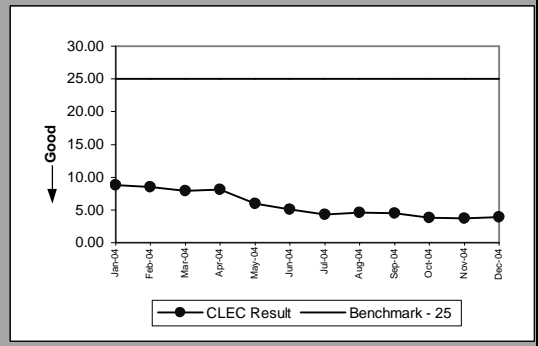


PO-1 - Pre-Order/Order Response Times

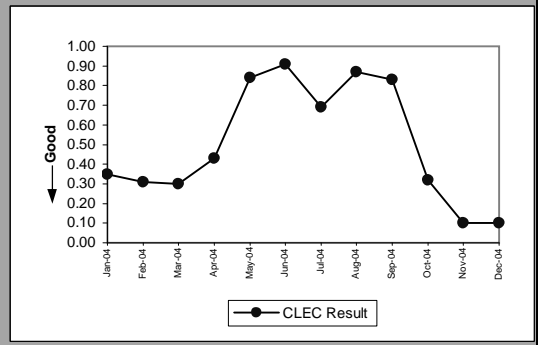
| Pre-Order Response Times (Service Availability) (Avg Sec) IMA Response) (PO-1) A-2(b)) (Diagnostic) | | | | | |
|---|-----------|-------------|-------------|--------------|--|
| Date | Numerator | Denominator | CLEC Result | Standard Dev | |
| Jan-04 | 44011.12 | 5215 | 8.44 | 7.54 | |
| Feb-04 | 38327.14 | 4658 | 8.23 | 7.70 | |
| Mar-04 | 41754.32 | 5468 | 7.64 | 7.32 | |
| Apr-04 | 35680.17 | 4600 | 7.76 | 7.88 | |
| May-04 | 26207.31 | 4618 | 5.68 | 5.98 | |
| Jun-04 | 22913.26 | 4819 | 4.75 | 4.25 | |
| Jul-04 | 18136.63 | 4502 | 4.03 | 4.22 | |
| Aug-04 | 20732.58 | 4831 | 4.29 | 4.53 | |
| Sep-04 | 19913.35 | 4801 | 4.15 | 4.63 | |
| Oct-04 | 17862.78 | 4875 | 3.66 | 4.29 | |
| Nov-04 | 18330.21 | 5090 | 3.60 | 4.36 | |
| Dec-04 | 16701.07 | 4368 | 3.82 | 4.36 | |



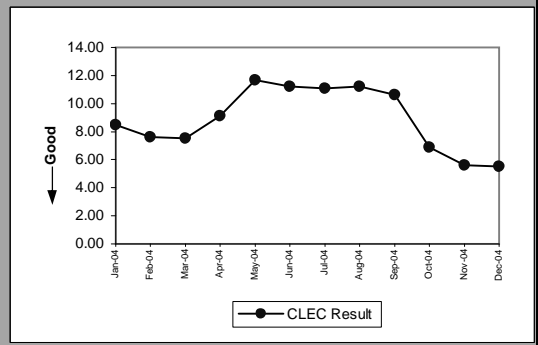
| Pre-Order Response Times (Service Availability) (Avg Sec) IMA Aggregate) (PO-1) A-2 Total) (Benchmark) | | | | | |
|--|-----------|-------------|-------------|--------------|--|
| Date | Numerator | Denominator | CLEC Result | Standard Dev | |
| Jan-04 | 45892.13 | 5215 | 8.80 | 8.80 | |
| Feb-04 | 39792.68 | 4658 | 8.54 | 8.54 | |
| Mar-04 | 43427.38 | 5468 | 7.94 | 7.94 | |
| Apr-04 | 37117.12 | 4600 | 8.07 | 8.07 | |
| May-04 | 27639.73 | 4618 | 5.99 | 5.99 | |
| Jun-04 | 24440.33 | 4819 | 5.07 | 5.07 | |
| Jul-04 | 19490.91 | 4501 | 4.33 | 4.33 | |
| Aug-04 | 22209.79 | 4831 | 4.60 | 4.60 | |
| Sep-04 | 21395.79 | 4801 | 4.46 | 4.46 | |
| Oct-04 | 18751.77 | 4875 | 3.85 | 3.85 | |
| Nov-04 | 18857.95 | 5090 | 3.70 | 3.70 | |
| Dec-04 | 17145.87 | 4368 | 3.93 | 3.93 | |



| Pre-Order Response Times (Facility Check) (Avg Sec) IMA Request) (PO-1) A-3(a)) (Diagnostic) | | | | | |
|--|-----------|-------------|-------------|--------------|--|
| Date | Numerator | Denominator | CLEC Result | Standard Dev | |
| Jan-04 | 398.65 | 1139 | 0.35 | 0.05 | |
| Feb-04 | 331.7 | 1070 | 0.31 | 0.05 | |
| Mar-04 | 374.7 | 1249 | 0.30 | 0.03 | |
| Apr-04 | 459.67 | 1069 | 0.43 | 1.45 | |
| May-04 | 918.12 | 1093 | 0.84 | 2.52 | |
| Jun-04 | 1037.4 | 1140 | 0.91 | 2.49 | |
| Jul-04 | 714.84 | 1036 | 0.69 | 2.31 | |
| Aug-04 | 896.97 | 1031 | 0.87 | 2.52 | |
| Sep-04 | 880.63 | 1061 | 0.83 | 2.42 | |
| Oct-04 | 324.48 | 1014 | 0.32 | 1.29 | |
| Nov-04 | 113.1 | 1131 | 0.10 | 0.01 | |
| Dec-04 | 100.3 | 1003 | 0.10 | 0.01 | |

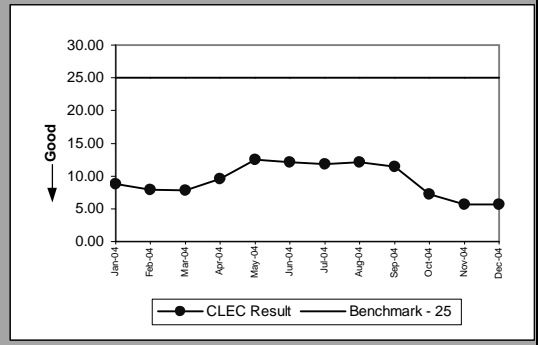


| Pre-Order Response Times (Facility Check) (Avg Sec) IMA Response) (PO-1) A-3(b)) (Diagnostic) | | | | | |
|---|-----------|-------------|-------------|--------------|--|
| Date | Numerator | Denominator | CLEC Result | Standard Dev | |
| Jan-04 | 9658.72 | 1139 | 8.48 | 4.47 | |
| Feb-04 | 8142.7 | 1070 | 7.61 | 4.22 | |
| Mar-04 | 9379.99 | 1249 | 7.51 | 3.82 | |
| Apr-04 | 9759.97 | 1069 | 9.13 | 5.15 | |
| May-04 | 12766.24 | 1093 | 11.68 | 4.51 | |
| Jun-04 | 12790.8 | 1140 | 11.22 | 3.23 | |
| Jul-04 | 11489.24 | 1036 | 11.09 | 4.52 | |
| Aug-04 | 11557.51 | 1031 | 11.21 | 4.19 | |
| Sep-04 | 11289.04 | 1061 | 10.64 | 2.33 | |
| Oct-04 | 6986.46 | 1014 | 6.89 | 3.34 | |
| Nov-04 | 6344.91 | 1131 | 5.61 | 2.69 | |
| Dec-04 | 5546.59 | 1003 | 5.53 | 2.82 | |

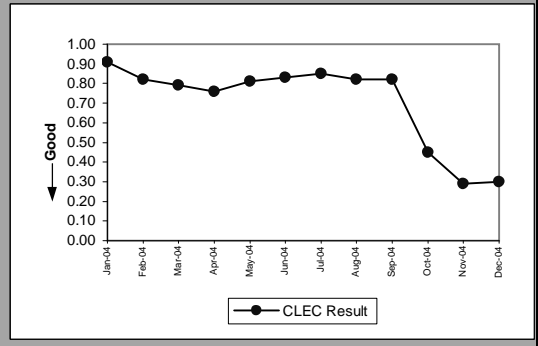


PO-1 - Pre-Order/Order Response Times

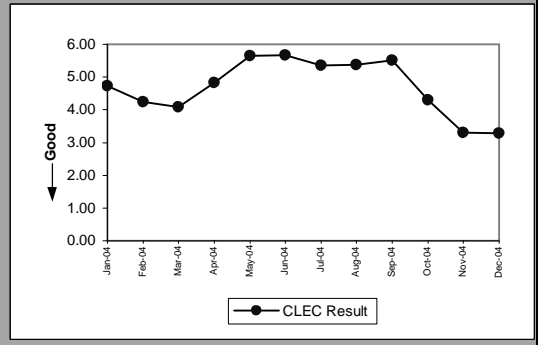
| Pre-Order Response Times (Facility Check) (Avg Sec) IMA Aggregate (PO-1) A-3 Total (Benchmark) | | | | | |
|--|-----------|-------------|-------------|--------------|--|
| Date | Numerator | Denominator | CLEC Result | Standard Dev | |
| Jan-04 | 10057.37 | 1139 | 8.83 | | |
| Feb-04 | 8474.4 | 1070 | 7.92 | | |
| Mar-04 | 9754.69 | 1249 | 7.81 | | |
| Apr-04 | 10219.64 | 1069 | 9.56 | | |
| May-04 | 13684.36 | 1093 | 12.52 | | |
| Jun-04 | 13828.2 | 1140 | 12.13 | | |
| Jul-04 | 12204.08 | 1036 | 11.78 | | |
| Aug-04 | 12454.48 | 1031 | 12.08 | | |
| Sep-04 | 12169.67 | 1061 | 11.47 | | |
| Oct-04 | 7310.94 | 1014 | 7.21 | | |
| Nov-04 | 6458.01 | 1131 | 5.71 | | |
| Dec-04 | 5646.89 | 1003 | 5.63 | | |



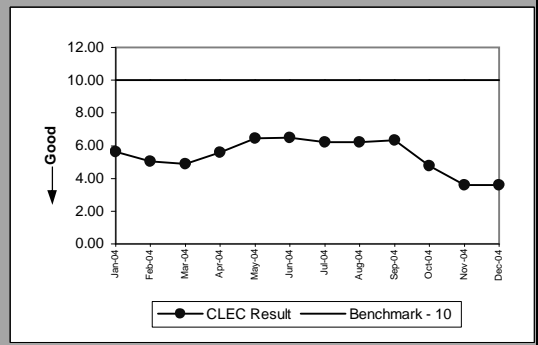
| Pre-Order Response Times (Address Validation) (Avg Sec) IMA Request (PO-1) A-4(a) (Diagnostic) | | | | | |
|--|-----------|-------------|-------------|--------------|--|
| Date | Numerator | Denominator | CLEC Result | Standard Dev | |
| Jan-04 | 9141.87 | 10001 | 0.91 | 0.49 | |
| Feb-04 | 7424.22 | 9107 | 0.82 | 0.44 | |
| Mar-04 | 8163.92 | 10292 | 0.79 | 0.46 | |
| Apr-04 | 6809.45 | 8906 | 0.76 | 1.55 | |
| May-04 | 6805.15 | 8381 | 0.81 | 2.85 | |
| Jun-04 | 7427.02 | 8990 | 0.83 | 2.76 | |
| Jul-04 | 6753.07 | 7988 | 0.85 | 2.98 | |
| Aug-04 | 6954.17 | 8458 | 0.82 | 2.94 | |
| Sep-04 | 6818.33 | 8347 | 0.82 | 2.78 | |
| Oct-04 | 3765.88 | 8298 | 0.45 | 1.67 | |
| Nov-04 | 2611.23 | 8960 | 0.29 | 0.33 | |
| Dec-04 | 2347.38 | 7731 | 0.30 | 0.36 | |



| Pre-Order Response Times (Address Validation) (Avg Sec) IMA Response (PO-1) A-4(b) (Diagnostic) | | | | | |
|---|-----------|-------------|-------------|--------------|--|
| Date | Numerator | Denominator | CLEC Result | Standard Dev | |
| Jan-04 | 47287.46 | 10001 | 4.73 | 1.82 | |
| Feb-04 | 38608.17 | 9107 | 4.24 | 1.64 | |
| Mar-04 | 41947.67 | 10292 | 4.08 | 1.57 | |
| Apr-04 | 43001.87 | 8906 | 4.83 | 2.80 | |
| May-04 | 47283.83 | 8381 | 5.64 | 3.64 | |
| Jun-04 | 50947.25 | 8990 | 5.67 | 3.79 | |
| Jul-04 | 42780.19 | 7988 | 5.36 | 3.53 | |
| Aug-04 | 45536.31 | 8458 | 5.38 | 3.38 | |
| Sep-04 | 46098.63 | 8347 | 5.52 | 3.41 | |
| Oct-04 | 35638.15 | 8298 | 4.29 | 2.64 | |
| Nov-04 | 29657.66 | 8960 | 3.31 | 1.41 | |
| Dec-04 | 25357.53 | 7731 | 3.28 | 1.32 | |

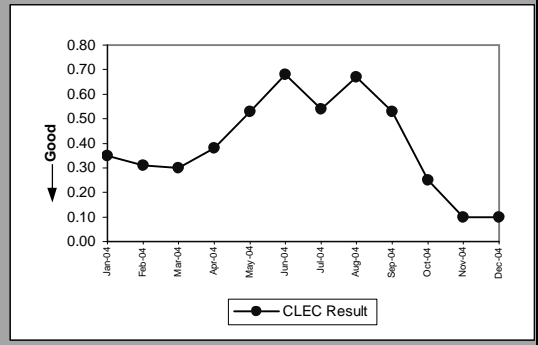


| Pre-Order Response Times (Address Validation) (Avg Sec) IMA Aggregate (PO-1) A-4 Total (Benchmark) | | | | | |
|--|-----------|-------------|-------------|--------------|--|
| Date | Numerator | Denominator | CLEC Result | Standard Dev | |
| Jan-04 | 56429.33 | 10001 | 5.64 | | |
| Feb-04 | 46032.39 | 9107 | 5.05 | | |
| Mar-04 | 50111.59 | 10292 | 4.87 | | |
| Apr-04 | 49811.32 | 8906 | 5.59 | | |
| May-04 | 54088.98 | 8381 | 6.45 | | |
| Jun-04 | 58374.27 | 8990 | 6.49 | | |
| Jul-04 | 49533.26 | 7988 | 6.20 | | |
| Aug-04 | 52490.48 | 8458 | 6.21 | | |
| Sep-04 | 52916.96 | 8347 | 6.34 | | |
| Oct-04 | 39404.03 | 8298 | 4.75 | | |
| Nov-04 | 32268.89 | 8960 | 3.60 | | |
| Dec-04 | 27704.91 | 7731 | 3.58 | | |

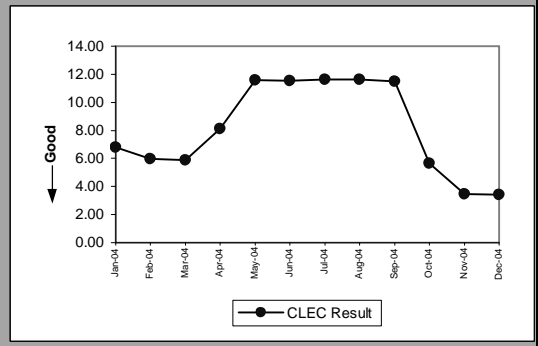


PO-1 - Pre-Order/Order Response Times

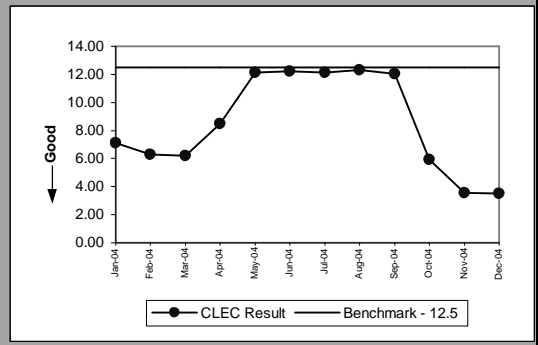
| Pre-Order Response Times (Get CSR) (Avg Sec) IMA Request (PO-1) A-5(a) (Diagnostic) | | | | | |
|---|-----------|-------------|-------------|--------------|--|
| Date | Numerator | Denominator | CLEC Result | Standard Dev | |
| Jan-04 | 395.17 | 1142 | 0.35 | 0.05 | |
| Feb-04 | 331.27 | 1075 | 0.31 | 0.05 | |
| Mar-04 | 377.03 | 1257 | 0.30 | 0.02 | |
| Apr-04 | 403.66 | 1072 | 0.38 | 1.08 | |
| May-04 | 585.49 | 1096 | 0.53 | 1.46 | |
| Jun-04 | 783.5 | 1151 | 0.68 | 1.82 | |
| Jul-04 | 578.79 | 1075 | 0.54 | 1.81 | |
| Aug-04 | 720.93 | 1070 | 0.67 | 2.01 | |
| Sep-04 | 585.32 | 1097 | 0.53 | 1.67 | |
| Oct-04 | 270.28 | 1072 | 0.25 | 0.95 | |
| Nov-04 | 115.37 | 1129 | 0.10 | 0.00 | |
| Dec-04 | 101.53 | 996 | 0.10 | 0.01 | |



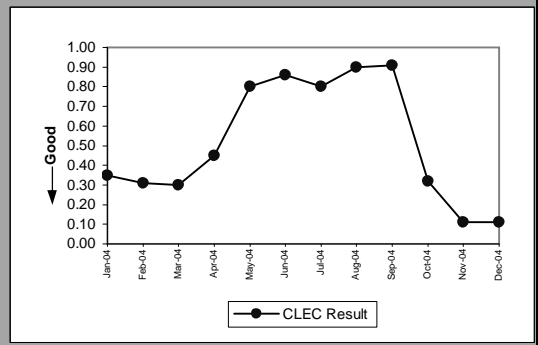
| Pre-Order Response Times (Get CSR) (Avg Sec) IMA Response (PO-1) A-5(b) (Diagnostic) | | | | | |
|--|-----------|-------------|-------------|--------------|--|
| Date | Numerator | Denominator | CLEC Result | Standard Dev | |
| Jan-04 | 7747.73 | 1142 | 6.78 | 0.68 | |
| Feb-04 | 6444.08 | 1075 | 5.99 | 0.78 | |
| Mar-04 | 7389.5 | 1257 | 5.88 | 1.01 | |
| Apr-04 | 8691.89 | 1072 | 8.11 | 3.14 | |
| May-04 | 12688.43 | 1096 | 11.58 | 2.31 | |
| Jun-04 | 13285.41 | 1150 | 11.55 | 1.97 | |
| Jul-04 | 12478.65 | 1075 | 11.61 | 1.04 | |
| Aug-04 | 12457.21 | 1070 | 11.64 | 1.64 | |
| Sep-04 | 12611.59 | 1097 | 11.50 | 1.64 | |
| Oct-04 | 6081.52 | 1072 | 5.67 | 4.17 | |
| Nov-04 | 3919.22 | 1129 | 3.47 | 2.14 | |
| Dec-04 | 3383.13 | 996 | 3.40 | 2.53 | |



| Pre-Order Response Times (Get CSR) (Avg Sec) IMA Aggregate (PO-1) A-5 Total (Benchmark) | | | | | |
|---|-----------|-------------|-------------|--------------|--|
| Date | Numerator | Denominator | CLEC Result | Standard Dev | |
| Jan-04 | 8142.9 | 1142 | 7.13 | 7.13 | |
| Feb-04 | 6775.35 | 1075 | 6.30 | | |
| Mar-04 | 7766.53 | 1257 | 6.18 | | |
| Apr-04 | 9095.55 | 1072 | 8.48 | | |
| May-04 | 13273.92 | 1096 | 12.11 | | |
| Jun-04 | 14068.91 | 1151 | 12.22 | | |
| Jul-04 | 13057.44 | 1075 | 12.15 | | |
| Aug-04 | 13178.14 | 1070 | 12.32 | | |
| Sep-04 | 13196.91 | 1097 | 12.03 | | |
| Oct-04 | 6351.8 | 1072 | 5.93 | | |
| Nov-04 | 4034.59 | 1129 | 3.57 | | |
| Dec-04 | 3484.66 | 996 | 3.50 | | |

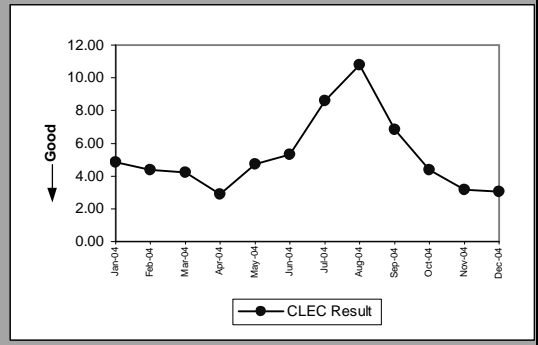


| Pre-Order Response Times (TN Reservation) (Avg Sec) IMA Request (PO-1) A-6(a) (Diagnostic) | | | | | |
|--|-----------|-------------|-------------|--------------|--|
| Date | Numerator | Denominator | CLEC Result | Standard Dev | |
| Jan-04 | 630.18 | 1814 | 0.35 | 0.07 | |
| Feb-04 | 516.9 | 1666 | 0.31 | 0.06 | |
| Mar-04 | 593.01 | 1975 | 0.30 | 0.04 | |
| Apr-04 | 734.42 | 1633 | 0.45 | 1.32 | |
| May-04 | 1309.97 | 1641 | 0.80 | 2.27 | |
| Jun-04 | 1489.72 | 1732 | 0.86 | 2.34 | |
| Jul-04 | 1265 | 1587 | 0.80 | 2.43 | |
| Aug-04 | 1512.39 | 1687 | 0.90 | 2.58 | |
| Sep-04 | 1544.12 | 1695 | 0.91 | 2.50 | |
| Oct-04 | 529.21 | 1678 | 0.32 | 1.30 | |
| Nov-04 | 197.09 | 1767 | 0.11 | 0.01 | |
| Dec-04 | 172.48 | 1553 | 0.11 | 0.01 | |

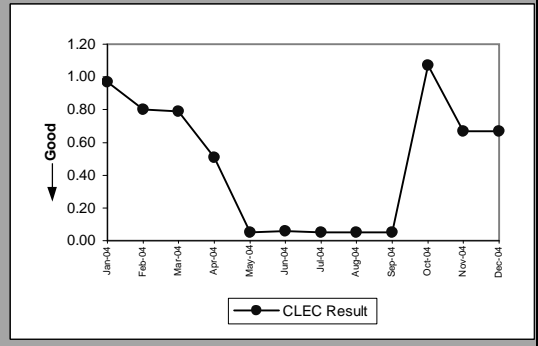


PO-1 - Pre-Order/Order Response Times

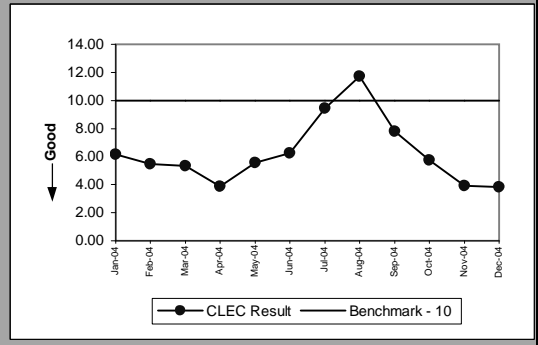
| Pre-Order Response Times (TN Reservation) (Avg Sec) IMA Response (PO-1) A-6(b) (Diagnostic) | | | | | |
|---|-----------|-------------|-------------|--------------|--|
| Date | Numerator | Denominator | CLEC Result | Standard Dev | |
| Jan-04 | 8775.82 | 1814 | 4.84 | 1.97 | |
| Feb-04 | 7301.66 | 1666 | 4.38 | 1.32 | |
| Mar-04 | 8383.57 | 1975 | 4.24 | 1.24 | |
| Apr-04 | 4758.74 | 1633 | 2.91 | 3.07 | |
| May-04 | 7745.23 | 1641 | 4.72 | 5.16 | |
| Jun-04 | 9229.51 | 1732 | 5.33 | 5.24 | |
| Jul-04 | 13626.55 | 1587 | 8.59 | 4.35 | |
| Aug-04 | 18161.14 | 1687 | 10.77 | 2.10 | |
| Sep-04 | 11603.9 | 1695 | 6.85 | 5.25 | |
| Oct-04 | 7318.12 | 1678 | 4.36 | 3.77 | |
| Nov-04 | 5569.48 | 1767 | 3.15 | 1.01 | |
| Dec-04 | 4725.63 | 1553 | 3.04 | 0.81 | |



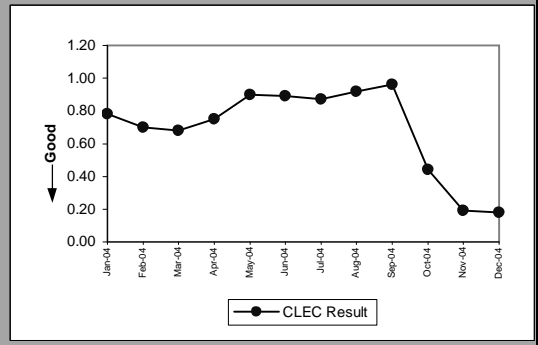
| Pre-Order Response Times (TN Reservation) (Avg Sec) IMA Accept (PO-1) A-6(c) (Diagnostic) | | | | | |
|---|-----------|-------------|-------------|--------------|--|
| Date | Numerator | Denominator | CLEC Result | Standard Dev | |
| Jan-04 | 1751.65 | 1814 | 0.97 | 0.53 | |
| Feb-04 | 1326.86 | 1666 | 0.80 | 0.11 | |
| Mar-04 | 1553.74 | 1975 | 0.79 | 0.13 | |
| Apr-04 | 833.33 | 1633 | 0.51 | 0.47 | |
| May-04 | 89.93 | 1641 | 0.05 | 0.23 | |
| Jun-04 | 97.79 | 1732 | 0.06 | 0.20 | |
| Jul-04 | 75.54 | 1587 | 0.05 | 0.20 | |
| Aug-04 | 86.28 | 1687 | 0.05 | 0.22 | |
| Sep-04 | 88.13 | 1695 | 0.05 | 0.18 | |
| Oct-04 | 1799.88 | 1678 | 1.07 | 0.97 | |
| Nov-04 | 1192.15 | 1767 | 0.67 | 0.16 | |
| Dec-04 | 1041.27 | 1553 | 0.67 | 0.12 | |



| Pre-Order Response Times (TN Reservation) (Avg Sec) IMA Aggregate (PO-1) A-6 Total (Benchmark) | | | | | |
|--|-----------|-------------|-------------|--------------|--|
| Date | Numerator | Denominator | CLEC Result | Standard Dev | |
| Jan-04 | 11157.65 | 1814 | 6.15 | 6.15 | |
| Feb-04 | 9145.42 | 1666 | 5.49 | 5.49 | |
| Mar-04 | 10530.32 | 1975 | 5.33 | 5.33 | |
| Apr-04 | 6326.49 | 1633 | 3.87 | 3.87 | |
| May-04 | 9145.13 | 1641 | 5.57 | 5.57 | |
| Jun-04 | 10817.02 | 1732 | 6.25 | 6.25 | |
| Jul-04 | 14967.09 | 1587 | 9.43 | 9.43 | |
| Aug-04 | 19759.81 | 1687 | 11.71 | 11.71 | |
| Sep-04 | 13236.15 | 1695 | 7.81 | 7.81 | |
| Oct-04 | 9647.21 | 1678 | 5.75 | 5.75 | |
| Nov-04 | 6958.72 | 1767 | 3.94 | 3.94 | |
| Dec-04 | 5939.38 | 1553 | 3.82 | 3.82 | |

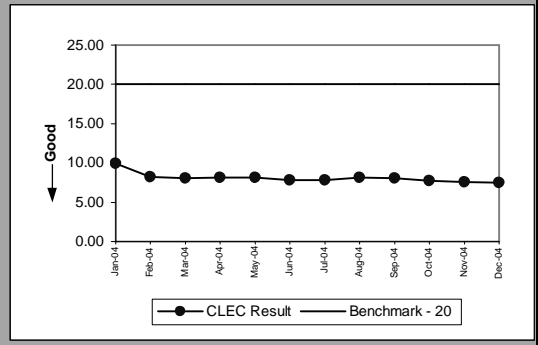


| Pre-Order Response Times (Loop Qualification Tools) (Avg Sec) IMA Request (PO-1) A-7(a) (Diagnostic) | | | | | |
|--|-----------|-------------|-------------|--------------|--|
| Date | Numerator | Denominator | CLEC Result | Standard Dev | |
| Jan-04 | 3944.78 | 5062 | 0.78 | 0.26 | |
| Feb-04 | 4162.63 | 5970 | 0.70 | 0.23 | |
| Mar-04 | 4709.88 | 6910 | 0.68 | 0.23 | |
| Apr-04 | 4459.19 | 5957 | 0.75 | 0.76 | |
| May-04 | 5018.18 | 5605 | 0.90 | 1.32 | |
| Jun-04 | 5228.64 | 5844 | 0.89 | 1.30 | |
| Jul-04 | 5321.58 | 6120 | 0.87 | 1.29 | |
| Aug-04 | 6002.01 | 6518 | 0.92 | 1.50 | |
| Sep-04 | 5834.28 | 6066 | 0.96 | 1.58 | |
| Oct-04 | 2854.38 | 6452 | 0.44 | 0.90 | |
| Nov-04 | 1315.45 | 7108 | 0.19 | 0.05 | |
| Dec-04 | 1096.31 | 5931 | 0.18 | 0.05 | |

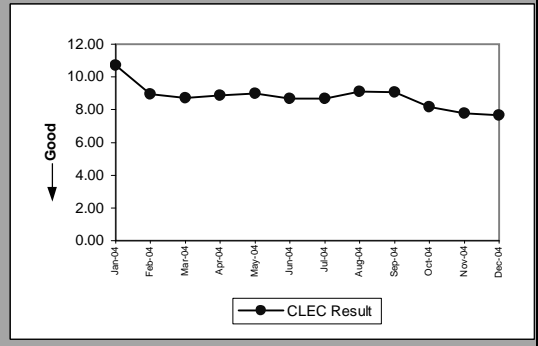


PO-1 - Pre-Order/Order Response Times

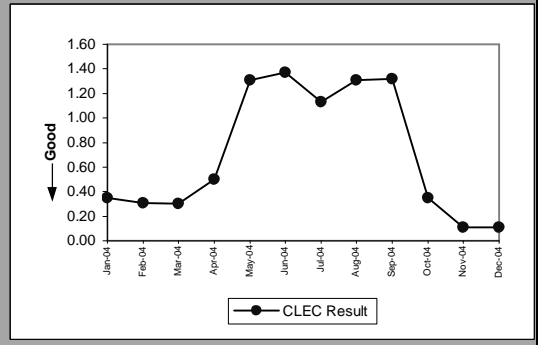
| Pre-Order Response Times (Loop Qualification Tools) (Avg Sec) IMA Response (PO-1) A-7(b)) (Benchmark) | | | | | | |
|---|-----------|-------------|-------------|--------------|--|--|
| Date | Numerator | Denominator | CLEC Result | Standard Dev | | |
| Jan-04 | 50237.09 | 5062 | 9.92 | 10.87 | | |
| Feb-04 | 49257.16 | 5970 | 8.25 | 9.79 | | |
| Mar-04 | 55568.15 | 6910 | 8.04 | 9.20 | | |
| Apr-04 | 48418.22 | 5957 | 8.13 | 9.34 | | |
| May-04 | 45431.32 | 5605 | 8.11 | 9.37 | | |
| Jun-04 | 45546.26 | 5844 | 7.79 | 8.80 | | |
| Jul-04 | 47786.88 | 6120 | 7.81 | 7.73 | | |
| Aug-04 | 53265.3 | 6518 | 8.17 | 7.95 | | |
| Sep-04 | 49040.98 | 6066 | 8.08 | 8.28 | | |
| Oct-04 | 49860.67 | 6452 | 7.73 | 7.80 | | |
| Nov-04 | 53890.28 | 7108 | 7.58 | 7.35 | | |
| Dec-04 | 44454.17 | 5931 | 7.50 | 7.79 | | |



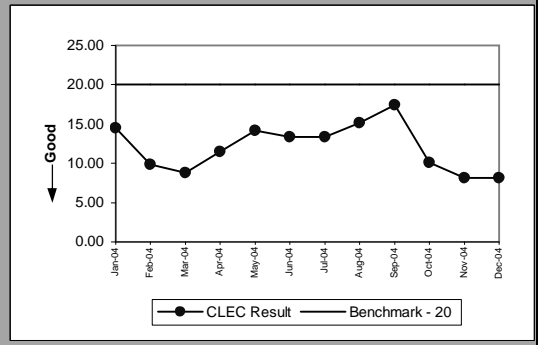
| Pre-Order Response Times (Loop Qualification Tools) (Avg Sec) IMA Aggregate (PO-1) A-7 Total) (Diagnostic) | | | | |
|--|-----------|-------------|-------------|--------------|
| Date | Numerator | Denominator | CLEC Result | Standard Dev |
| Jan-04 | 54181.87 | 5062 | 10.70 | |
| Feb-04 | 53419.79 | 5970 | 8.95 | |
| Mar-04 | 60278.03 | 6910 | 8.72 | |
| Apr-04 | 52877.41 | 5957 | 8.88 | |
| May-04 | 50449.5 | 5605 | 9.00 | |
| Jun-04 | 50774.9 | 5844 | 8.69 | |
| Jul-04 | 53108.46 | 6120 | 8.68 | |
| Aug-04 | 59267.31 | 6518 | 9.09 | |
| Sep-04 | 54875.26 | 6066 | 9.05 | |
| Oct-04 | 52715.05 | 6452 | 8.17 | |
| Nov-04 | 55205.73 | 7108 | 7.77 | |
| Dec-04 | 45550.48 | 5931 | 7.68 | |



| Pre-Order Response Times (Resale of Qwest DSL Qualification) (Avg Sec) IMA Request (PO-1) A-8(a)) (Diagnostic) | | | | | |
|--|-----------|-------------|-------------|--------------|--|
| Date | Numerator | Denominator | CLEC Result | Standard Dev | |
| Jan-04 | 215.6 | 616 | 0.35 | 0.10 | |
| Feb-04 | 167.71 | 541 | 0.31 | 0.04 | |
| Mar-04 | 185.7 | 619 | 0.30 | 0.04 | |
| Apr-04 | 273.5 | 547 | 0.50 | 1.71 | |
| May-04 | 741.46 | 566 | 1.31 | 3.24 | |
| Jun-04 | 757.61 | 553 | 1.37 | 3.22 | |
| Jul-04 | 655.4 | 580 | 1.13 | 3.15 | |
| Aug-04 | 772.9 | 590 | 1.31 | 3.26 | |
| Sep-04 | 724.68 | 549 | 1.32 | 3.11 | |
| Oct-04 | 192.5 | 550 | 0.35 | 1.45 | |
| Nov-04 | 66 | 600 | 0.11 | 0.01 | |
| Dec-04 | 55.44 | 504 | 0.11 | 0.01 | |

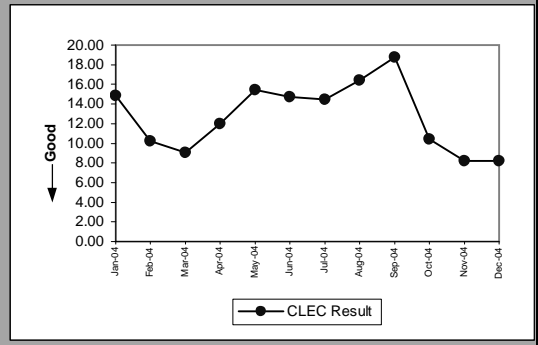


| Pre-Order Response Times (Resale of Qwest DSL Qualification) (Avg Sec) IMA Response (PO-1) A-8(b)) (Benchmark) | | | | | |
|--|-----------|-------------|-------------|--------------|--|
| Date | Numerator | Denominator | CLEC Result | Standard Dev | |
| Jan-04 | 8944.32 | 616 | 14.52 | 16.16 | |
| Feb-04 | 5350.49 | 541 | 9.89 | 13.33 | |
| Mar-04 | 5434.82 | 619 | 8.78 | 9.07 | |
| Apr-04 | 6285.03 | 547 | 11.49 | 11.62 | |
| May-04 | 8008.9 | 566 | 14.15 | 13.25 | |
| Jun-04 | 7399.14 | 553 | 13.38 | 11.45 | |
| Jul-04 | 7743 | 580 | 13.35 | 12.49 | |
| Aug-04 | 8914.9 | 590 | 15.11 | 15.31 | |
| Sep-04 | 9563.58 | 549 | 17.42 | 18.97 | |
| Oct-04 | 5555 | 550 | 10.10 | 12.29 | |
| Nov-04 | 4878 | 600 | 8.13 | 10.88 | |
| Dec-04 | 4092.48 | 504 | 8.12 | 8.39 | |

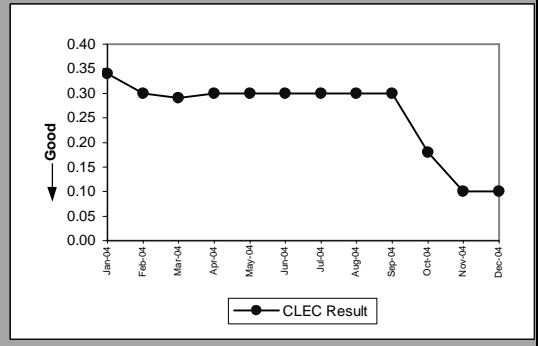


PO-1 - Pre-Order/Order Response Times

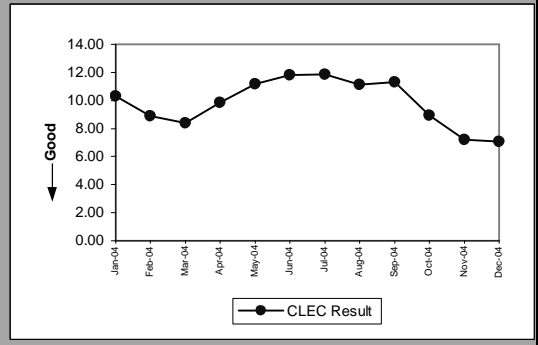
| Pre-Order Response Times (Resale of Qwest DSL Qualification) (Avg Sec) IMA Aggregate (PO-1) A-8 Total (Diagnostic) | | | | | |
|--|-----------|-------------|-------------|--------------|--|
| Date | Numerator | Denominator | CLEC Result | Standard Dev | |
| Jan-04 | 9159.92 | 616 | 14.87 | | |
| Feb-04 | 5518.2 | 541 | 10.20 | | |
| Mar-04 | 5620.52 | 619 | 9.08 | | |
| Apr-04 | 6558.53 | 547 | 11.99 | | |
| May-04 | 8750.36 | 566 | 15.46 | | |
| Jun-04 | 8156.75 | 553 | 14.75 | | |
| Jul-04 | 8398.4 | 580 | 14.48 | | |
| Aug-04 | 9687.8 | 590 | 16.42 | | |
| Sep-04 | 10288.26 | 549 | 18.74 | | |
| Oct-04 | 5747.5 | 550 | 10.45 | | |
| Nov-04 | 4944 | 600 | 8.24 | | |
| Dec-04 | 4147.92 | 504 | 8.23 | | |



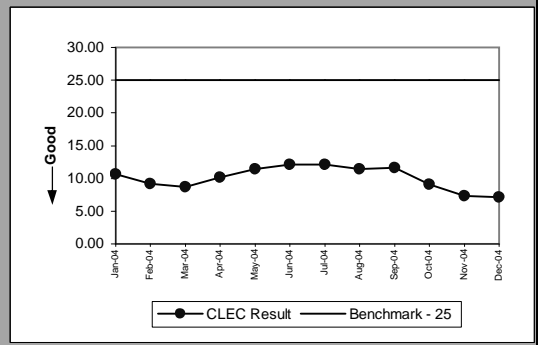
| Pre-Order Response Times (Connecting Facility Assignment) (Avg Sec) IMA Request (PO-1) A-9(a) (Diagnostic) | | | | | |
|--|-----------|-------------|-------------|--------------|--|
| Date | Numerator | Denominator | CLEC Result | Standard Dev | |
| Jan-04 | 287.56 | 843 | 0.34 | 0.05 | |
| Feb-04 | 224.86 | 751 | 0.30 | 0.04 | |
| Mar-04 | 259.27 | 882 | 0.29 | 0.03 | |
| Apr-04 | 227.61 | 756 | 0.30 | 0.01 | |
| May-04 | 221.45 | 729 | 0.30 | 0.03 | |
| Jun-04 | 227.31 | 751 | 0.30 | 0.01 | |
| Jul-04 | 177.48 | 593 | 0.30 | 0.02 | |
| Aug-04 | 231.65 | 769 | 0.30 | 0.02 | |
| Sep-04 | 237.43 | 783 | 0.30 | 0.01 | |
| Oct-04 | 148.17 | 803 | 0.18 | 0.10 | |
| Nov-04 | 78.51 | 774 | 0.10 | 0.00 | |
| Dec-04 | 72.24 | 711 | 0.10 | 0.00 | |



| Pre-Order Response Times (Connecting Facility Assignment) (Avg Sec) IMA Response (PO-1) A-9(b) (Diagnostic) | | | | | |
|---|-----------|-------------|-------------|--------------|--|
| Date | Numerator | Denominator | CLEC Result | Standard Dev | |
| Jan-04 | 8700.14 | 843 | 10.32 | 6.71 | |
| Feb-04 | 6692.48 | 751 | 8.91 | 4.41 | |
| Mar-04 | 7404.63 | 882 | 8.40 | 5.23 | |
| Apr-04 | 7458.57 | 756 | 9.87 | 5.78 | |
| May-04 | 8145.63 | 729 | 11.17 | 5.03 | |
| Jun-04 | 8868.02 | 751 | 11.81 | 5.86 | |
| Jul-04 | 7030.67 | 593 | 11.86 | 5.92 | |
| Aug-04 | 8549.8 | 769 | 11.12 | 4.74 | |
| Sep-04 | 8854.08 | 783 | 11.31 | 5.66 | |
| Oct-04 | 7169.64 | 803 | 8.93 | 5.65 | |
| Nov-04 | 5580.05 | 774 | 7.21 | 5.61 | |
| Dec-04 | 5022.95 | 711 | 7.06 | 4.45 | |

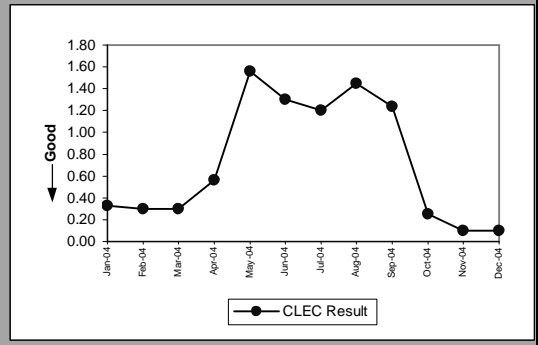


| Pre-Order Response Times (Connecting Facility Assignment) (Avg Sec) IMA Aggregate (PO-1) A-9 Total (Benchmark) | | | | | |
|--|-----------|-------------|-------------|--------------|--|
| Date | Numerator | Denominator | CLEC Result | Standard Dev | |
| Jan-04 | 8987.7 | 843 | 10.66 | | |
| Feb-04 | 6917.34 | 751 | 9.21 | | |
| Mar-04 | 7663.9 | 882 | 8.69 | | |
| Apr-04 | 7686.18 | 756 | 10.17 | | |
| May-04 | 8367.08 | 729 | 11.48 | | |
| Jun-04 | 9095.33 | 751 | 12.11 | | |
| Jul-04 | 7208.15 | 593 | 12.16 | | |
| Aug-04 | 8781.45 | 769 | 11.42 | | |
| Sep-04 | 9091.51 | 783 | 11.61 | | |
| Oct-04 | 7317.81 | 803 | 9.11 | | |
| Nov-04 | 5658.56 | 774 | 7.31 | | |
| Dec-04 | 5095.19 | 711 | 7.17 | | |

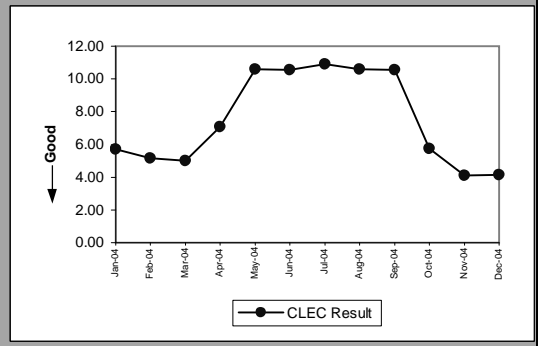


PO-1 - Pre-Order/Order Response Times

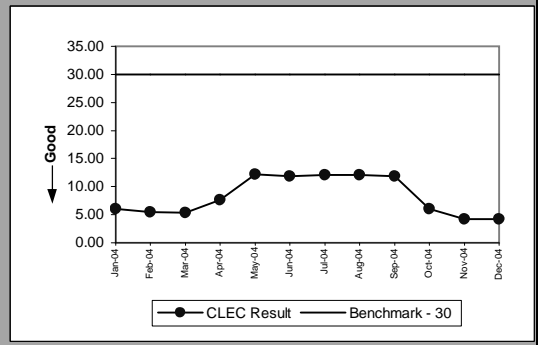
| Pre-Order Response Times (Meet Point Inquiry) (Avg Sec) IMA Request (PO-1) A-10(a) (Diagnostic) | | | | | |
|---|-----------|-------------|-------------|--------------|--|
| Date | Numerator | Denominator | CLEC Result | Standard Dev | |
| Jan-04 | 209.11 | 626 | 0.33 | 0.03 | |
| Feb-04 | 159.72 | 533 | 0.30 | 0.03 | |
| Mar-04 | 188.37 | 635 | 0.30 | 0.02 | |
| Apr-04 | 297.87 | 534 | 0.56 | 1.85 | |
| May-04 | 639.33 | 409 | 1.56 | 3.48 | |
| Jun-04 | 567.53 | 435 | 1.30 | 3.09 | |
| Jul-04 | 480.76 | 402 | 1.20 | 3.20 | |
| Aug-04 | 631.65 | 437 | 1.45 | 3.54 | |
| Sep-04 | 525.6 | 424 | 1.24 | 3.09 | |
| Oct-04 | 131.68 | 535 | 0.25 | 1.00 | |
| Nov-04 | 63.37 | 616 | 0.10 | 0.00 | |
| Dec-04 | 52.77 | 512 | 0.10 | 0.01 | |



| Pre-Order Response Times (Meet Point Inquiry) (Avg Sec) IMA Response (PO-1) A-10(b) (Diagnostic) | | | | | |
|--|-----------|-------------|-------------|--------------|--|
| Date | Numerator | Denominator | CLEC Result | Standard Dev | |
| Jan-04 | 3570.55 | 626 | 5.70 | 0.71 | |
| Feb-04 | 2742.84 | 533 | 5.15 | 0.99 | |
| Mar-04 | 3184.48 | 635 | 5.01 | 1.30 | |
| Apr-04 | 3782.33 | 534 | 7.08 | 3.10 | |
| May-04 | 4335.03 | 409 | 10.60 | 0.50 | |
| Jun-04 | 4596.32 | 435 | 10.57 | 0.49 | |
| Jul-04 | 4386.11 | 402 | 10.91 | 2.53 | |
| Aug-04 | 4624.74 | 437 | 10.58 | 0.68 | |
| Sep-04 | 4475.58 | 424 | 10.56 | 0.10 | |
| Oct-04 | 3072.86 | 535 | 5.74 | 2.95 | |
| Nov-04 | 2526.69 | 616 | 4.10 | 0.60 | |
| Dec-04 | 2128.74 | 513 | 4.15 | 0.61 | |

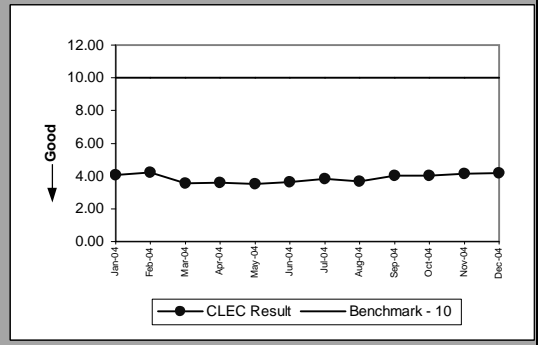


| Pre-Order Response Times (Meet Point Inquiry) (Avg Sec) IMA Aggregate (PO-1) A-10 Total (Benchmark) | | | | | |
|---|-----------|-------------|-------------|--------------|--|
| Date | Numerator | Denominator | CLEC Result | Standard Dev | |
| Jan-04 | 3779.66 | 626 | 6.04 | | |
| Feb-04 | 2902.56 | 533 | 5.45 | | |
| Mar-04 | 3372.85 | 635 | 5.31 | | |
| Apr-04 | 4080.2 | 534 | 7.64 | | |
| May-04 | 4974.36 | 409 | 12.16 | | |
| Jun-04 | 5163.85 | 435 | 11.87 | | |
| Jul-04 | 4866.87 | 402 | 12.11 | | |
| Aug-04 | 5256.39 | 437 | 12.03 | | |
| Sep-04 | 5001.18 | 424 | 11.80 | | |
| Oct-04 | 3204.54 | 535 | 5.99 | | |
| Nov-04 | 2590.06 | 616 | 4.20 | | |
| Dec-04 | 2181.51 | 512 | 4.26 | | |

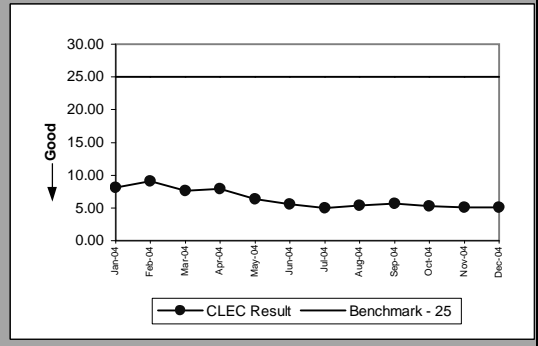


PO-1 - Pre-Order/Order Response Times

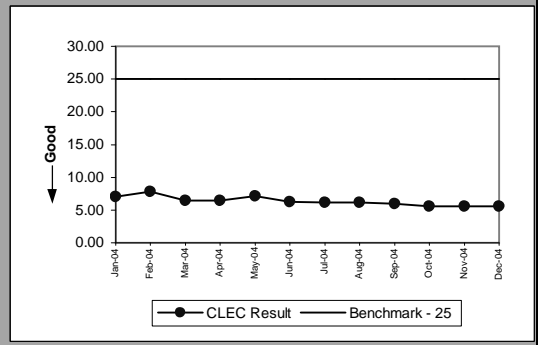
| Pre-Order Response Times (Appt. Scheduler) (Avg Sec) EDI Request/Response) (PO-1) B-1) (Benchmark) | | | | | |
|--|-----------|-------------|-------------|--------------|--|
| Date | Numerator | Denominator | CLEC Result | Standard Dev | |
| Jan-04 | 26564.58 | 6543 | 4.06 | 1.24 | |
| Feb-04 | 22898.19 | 5439 | 4.21 | 0.84 | |
| Mar-04 | 20132.05 | 5671 | 3.55 | 0.89 | |
| Apr-04 | 19421.5 | 5425 | 3.58 | 1.02 | |
| May-04 | 18003 | 5100 | 3.53 | 0.93 | |
| Jun-04 | 18676.84 | 5131 | 3.64 | 1.19 | |
| Jul-04 | 19958.13 | 5211 | 3.83 | 1.46 | |
| Aug-04 | 19028.95 | 5185 | 3.67 | 1.63 | |
| Sep-04 | 19929.32 | 4933 | 4.04 | 3.14 | |
| Oct-04 | 17439.49 | 4349 | 4.01 | 10.35 | |
| Nov-04 | 16111.13 | 3901 | 4.13 | 2.90 | |
| Dec-04 | 16470.89 | 3931 | 4.19 | 4.39 | |



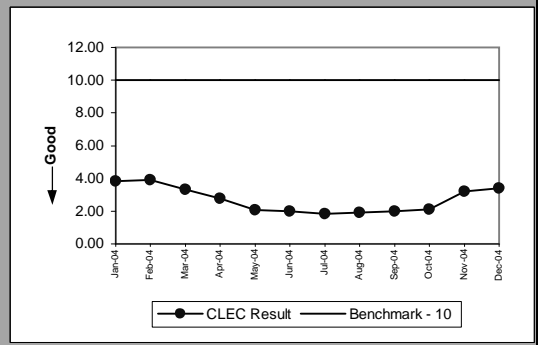
| Pre-Order Response Times (Service Availability) (Avg Sec) EDI Request/Response) (PO-1) B-2) (Benchmark) | | | | | |
|---|-----------|-------------|-------------|--------------|--|
| Date | Numerator | Denominator | CLEC Result | Standard Dev | |
| Jan-04 | 57710.44 | 7136 | 8.09 | 7.77 | |
| Feb-04 | 52643.99 | 5789 | 9.09 | 8.59 | |
| Mar-04 | 46628.05 | 6150 | 7.58 | 8.32 | |
| Apr-04 | 46872.38 | 5905 | 7.94 | 8.81 | |
| May-04 | 36261.07 | 5673 | 6.39 | 7.08 | |
| Jun-04 | 32548.64 | 5828 | 5.58 | 5.30 | |
| Jul-04 | 30313.26 | 6050 | 5.01 | 5.33 | |
| Aug-04 | 31648.58 | 5923 | 5.34 | 6.34 | |
| Sep-04 | 31344.26 | 5562 | 5.64 | 6.56 | |
| Oct-04 | 24461.56 | 4666 | 5.24 | 10.73 | |
| Nov-04 | 21417.76 | 4230 | 5.06 | 5.69 | |
| Dec-04 | 21619.99 | 4286 | 5.04 | 6.07 | |



| Pre-Order Response Times (Facility Check) (Avg Sec) EDI Request/Response) (PO-1) B-3) (Benchmark) | | | | | |
|---|-----------|-------------|-------------|--------------|--|
| Date | Numerator | Denominator | CLEC Result | Standard Dev | |
| Jan-04 | 3411.12 | 488 | 6.99 | 1.67 | |
| Feb-04 | 3537.93 | 453 | 7.81 | 5.30 | |
| Mar-04 | 3049.12 | 472 | 6.46 | 4.13 | |
| Apr-04 | 2887.07 | 449 | 6.43 | 1.61 | |
| May-04 | 3251.28 | 456 | 7.13 | 5.34 | |
| Jun-04 | 2962.5 | 474 | 6.25 | 1.87 | |
| Jul-04 | 3023.3 | 490 | 6.17 | 3.71 | |
| Aug-04 | 2901.6 | 468 | 6.20 | 2.58 | |
| Sep-04 | 2667.06 | 449 | 5.94 | 1.84 | |
| Oct-04 | 1706.92 | 307 | 5.56 | 1.00 | |
| Nov-04 | 1332.8 | 238 | 5.60 | 1.46 | |
| Dec-04 | 1343.1 | 242 | 5.55 | 2.52 | |

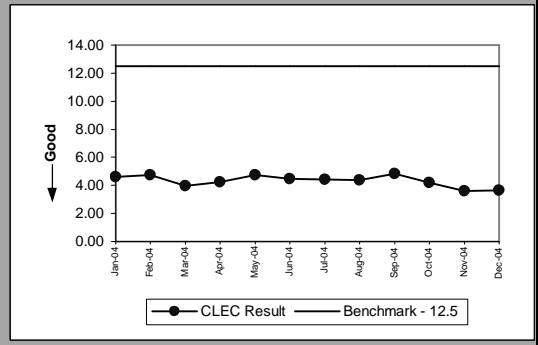


| Pre-Order Response Times (Address Validation) (Avg Sec) EDI Request/Response) (PO-1) B-4) (Benchmark) | | | | | |
|---|-----------|-------------|-------------|--------------|--|
| Date | Numerator | Denominator | CLEC Result | Standard Dev | |
| Jan-04 | 38256.41 | 9991 | 3.83 | 1.76 | |
| Feb-04 | 31594.81 | 8084 | 3.91 | 2.07 | |
| Mar-04 | 28129.37 | 8443 | 3.33 | 1.06 | |
| Apr-04 | 22558.24 | 8126 | 2.78 | 1.31 | |
| May-04 | 15826.95 | 7688 | 2.06 | 1.48 | |
| Jun-04 | 16126.56 | 8045 | 2.00 | 1.24 | |
| Jul-04 | 14317.19 | 7792 | 1.84 | 1.66 | |
| Aug-04 | 14758.4 | 7650 | 1.93 | 2.24 | |
| Sep-04 | 14446.29 | 7243 | 1.99 | 2.21 | |
| Oct-04 | 12873.91 | 6089 | 2.11 | 3.23 | |
| Nov-04 | 18722.33 | 5808 | 3.22 | 2.69 | |
| Dec-04 | 20399.14 | 5987 | 3.41 | 4.13 | |

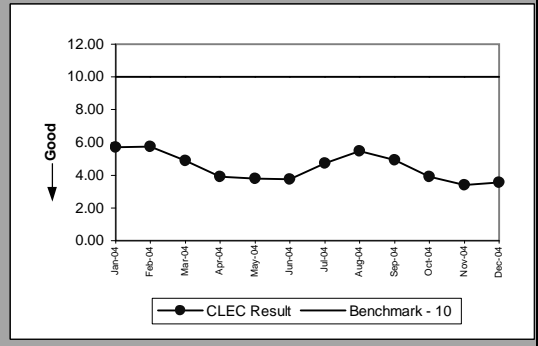


PO-1 - Pre-Order/Order Response Times

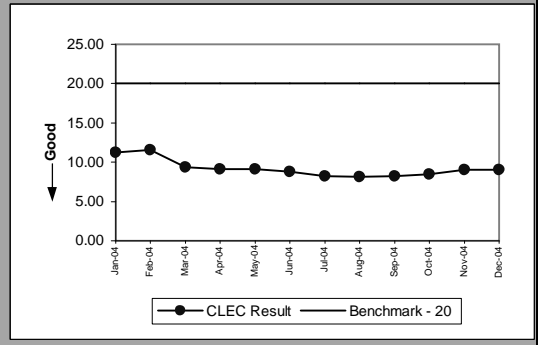
| Pre-Order Response Times (Get CSR) (Avg Sec) EDI Request/Response) (PO-1) B-5) (Benchmark) | | | | | |
|--|-----------|-------------|-------------|--------------|--|
| Date | Numerator | Denominator | CLEC Result | Standard Dev | |
| Jan-04 | 8923.88 | 1941 | 4.60 | 1.45 | |
| Feb-04 | 8657.69 | 1818 | 4.76 | 3.03 | |
| Mar-04 | 7550.21 | 1894 | 3.99 | 1.23 | |
| Apr-04 | 7618.34 | 1787 | 4.26 | 1.91 | |
| May-04 | 8726.66 | 1850 | 4.72 | 3.01 | |
| Jun-04 | 8503.52 | 1912 | 4.45 | 2.49 | |
| Jul-04 | 8673.86 | 1966 | 4.41 | 2.28 | |
| Aug-04 | 8476.29 | 1935 | 4.38 | 3.52 | |
| Sep-04 | 8855.73 | 1832 | 4.83 | 3.50 | |
| Oct-04 | 5280.86 | 1262 | 4.18 | 3.31 | |
| Nov-04 | 3456.41 | 956 | 3.62 | 1.73 | |
| Dec-04 | 3560.24 | 981 | 3.63 | 2.80 | |



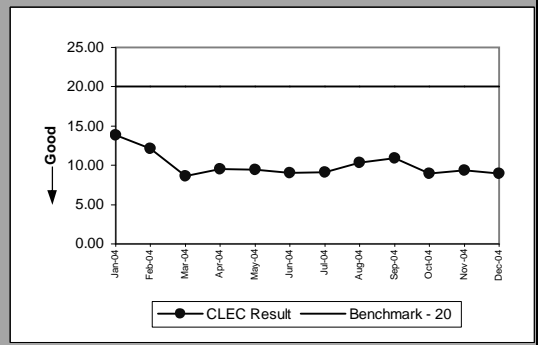
| Pre-Order Response Times (TN Reservation) (Avg Sec) EDI Request/Response) (PO-1) B-6) (Benchmark) | | | | | |
|---|-----------|-------------|-------------|--------------|--|
| Date | Numerator | Denominator | CLEC Result | Standard Dev | |
| Jan-04 | 20037.66 | 3507 | 5.71 | 2.54 | |
| Feb-04 | 15557.84 | 2703 | 5.76 | 1.32 | |
| Mar-04 | 14057.92 | 2872 | 4.89 | 1.36 | |
| Apr-04 | 11067.57 | 2824 | 3.92 | 1.37 | |
| May-04 | 9713.04 | 2557 | 3.80 | 0.76 | |
| Jun-04 | 10417.68 | 2764 | 3.77 | 0.88 | |
| Jul-04 | 12983.39 | 2751 | 4.72 | 2.41 | |
| Aug-04 | 14959.29 | 2740 | 5.46 | 2.93 | |
| Sep-04 | 12794.64 | 2598 | 4.92 | 3.35 | |
| Oct-04 | 8677.91 | 2226 | 3.90 | 10.48 | |
| Nov-04 | 6594.61 | 1934 | 3.41 | 2.41 | |
| Dec-04 | 6917.93 | 1944 | 3.56 | 3.68 | |



| Pre-Order Response Times (Loop Qualification Tools) (Avg Sec) EDI Request/Response) (PO-1) B-7) (Benchmark) | | | | | |
|---|-----------|-------------|-------------|--------------|--|
| Date | Numerator | Denominator | CLEC Result | Standard Dev | |
| Jan-04 | 57269.72 | 5096 | 11.24 | 17.37 | |
| Feb-04 | 18901.6 | 16396 | 11.53 | 11.19 | |
| Mar-04 | 174211.8 | 18621 | 9.36 | 9.88 | |
| Apr-04 | 144162.4 | 15738 | 9.16 | 9.63 | |
| May-04 | 160913 | 17663 | 9.11 | 9.81 | |
| Jun-04 | 168903.9 | 19149 | 8.82 | 8.78 | |
| Jul-04 | 171548.8 | 20855 | 8.23 | 7.27 | |
| Aug-04 | 164797.5 | 20154 | 8.18 | 8.26 | |
| Sep-04 | 166109.5 | 20194 | 8.23 | 7.52 | |
| Oct-04 | 140542.5 | 16607 | 8.46 | 23.85 | |
| Nov-04 | 63942.81 | 7071 | 9.04 | 8.53 | |
| Dec-04 | 66033.29 | 7317 | 9.02 | 9.22 | |

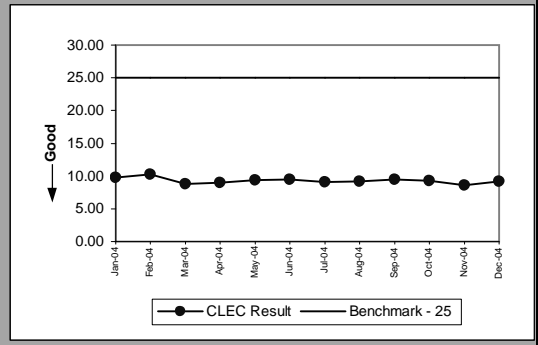


| Pre-Order Response Times (Resale of Qwest DSL Qualification) (Avg Sec) EDI Request/Response) (PO-1) B-8) (Benchmark) | | | | | |
|--|-----------|-------------|-------------|--------------|--|
| Date | Numerator | Denominator | CLEC Result | Standard Dev | |
| Jan-04 | 13638.24 | 984 | 13.86 | 16.83 | |
| Feb-04 | 10956.48 | 904 | 12.12 | 13.54 | |
| Mar-04 | 8245.17 | 951 | 8.67 | 9.01 | |
| Apr-04 | 8539.98 | 898 | 9.51 | 11.47 | |
| May-04 | 8807.1 | 930 | 9.47 | 11.76 | |
| Jun-04 | 8688 | 960 | 9.05 | 10.48 | |
| Jul-04 | 8999.9 | 989 | 9.10 | 11.80 | |
| Aug-04 | 10069.92 | 972 | 10.36 | 15.10 | |
| Sep-04 | 10053.86 | 919 | 10.94 | 16.40 | |
| Oct-04 | 5651.1 | 630 | 8.97 | 11.69 | |
| Nov-04 | 4464.52 | 478 | 9.34 | 9.99 | |
| Dec-04 | 4393.56 | 492 | 8.93 | 10.07 | |

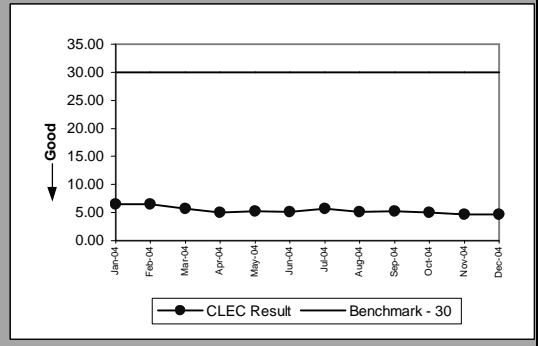


PO-1 - Pre-Order/Order Response Times

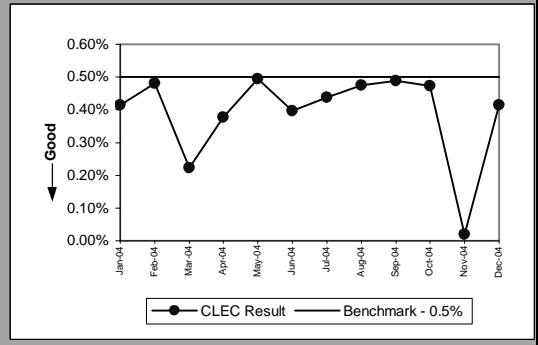
| Pre-Order Response Times (Connecting Facility Assignment) (Avg Sec) EDI Request/Response) (PO-1) B-9) (Benchmark) | | | | | |
|---|-----------|-------------|-------------|--------------|------|
| Date | Numerator | Denominator | CLEC Result | Standard Dev | |
| Jan-04 | | 9580.22 | 976 | 9.82 | 4.38 |
| Feb-04 | | 9207.96 | 896 | 10.28 | 5.99 |
| Mar-04 | | 8301.8 | 944 | 8.79 | 5.24 |
| Apr-04 | | 7924.19 | 885 | 8.95 | 5.41 |
| May-04 | | 8621.77 | 918 | 9.39 | 6.64 |
| Jun-04 | | 8997.39 | 952 | 9.45 | 7.23 |
| Jul-04 | | 8952.52 | 981 | 9.13 | 3.52 |
| Aug-04 | | 8821.76 | 962 | 9.17 | 6.06 |
| Sep-04 | | 8697.15 | 914 | 9.52 | 6.90 |
| Oct-04 | | 5741.46 | 618 | 9.29 | 6.99 |
| Nov-04 | | 4083.63 | 476 | 8.58 | 5.14 |
| Dec-04 | | 4514.51 | 489 | 9.23 | 8.19 |



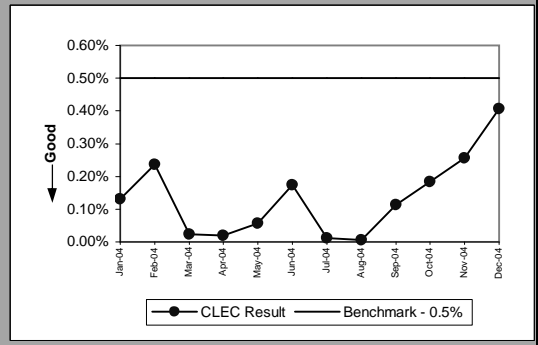
| Pre-Order Response Times (Meet Point Inquiry) (Avg Sec) EDI Request/Response) (PO-1) B-10) (Benchmark) | | | | | |
|--|-----------|-------------|-------------|--------------|------|
| Date | Numerator | Denominator | CLEC Result | Standard Dev | |
| Jan-04 | | 6233.76 | 958 | 6.51 | 2.98 |
| Feb-04 | | 5824.31 | 898 | 6.49 | 0.98 |
| Mar-04 | | 5383.97 | 949 | 5.67 | 1.10 |
| Apr-04 | | 4531.26 | 894 | 5.07 | 1.75 |
| May-04 | | 4864.79 | 929 | 5.24 | 1.37 |
| Jun-04 | | 4915.8 | 957 | 5.14 | 1.06 |
| Jul-04 | | 5538.77 | 979 | 5.66 | 2.36 |
| Aug-04 | | 4933.12 | 972 | 5.08 | 2.36 |
| Sep-04 | | 4850.63 | 921 | 5.27 | 3.06 |
| Oct-04 | | 3164.32 | 629 | 5.03 | 3.92 |
| Nov-04 | | 2244.71 | 479 | 4.69 | 0.95 |
| Dec-04 | | 2306.8 | 495 | 4.66 | 2.02 |



| Pre-Order Response Times (Timeout) (Percent) IMA Total) (PO-1C) -1) (Benchmark) | | | | | |
|---|-----------|-------------|-------------|--------------|-------|
| Date | Numerator | Denominator | CLEC Result | Standard Dev | |
| Jan-04 | | 121 | 29256 | 0.41% | 6.42% |
| Feb-04 | | 134 | 27936 | 0.48% | 6.91% |
| Mar-04 | | 72 | 32230 | 0.22% | 4.72% |
| Apr-04 | | 104 | 27594 | 0.38% | 6.13% |
| May-04 | | 132 | 26701 | 0.49% | 7.01% |
| Jun-04 | | 111 | 27982 | 0.40% | 6.29% |
| Jul-04 | | 115 | 26254 | 0.44% | 6.60% |
| Aug-04 | | 133 | 28050 | 0.47% | 6.87% |
| Sep-04 | | 134 | 27430 | 0.49% | 6.97% |
| Oct-04 | | 132 | 27970 | 0.47% | 6.85% |
| Nov-04 | | 6 | 29855 | 0.02% | 1.42% |
| Dec-04 | | 107 | 25792 | 0.42% | 6.43% |

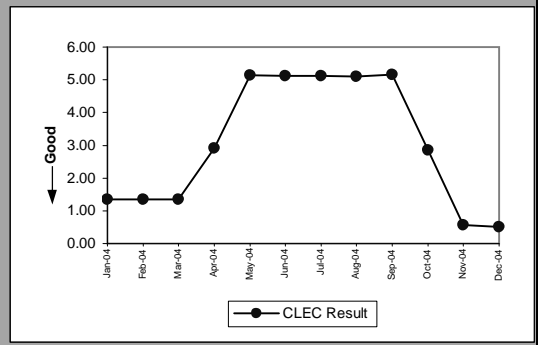


| Pre-Order Response Times (Timeout) (Percent) EDI Total) (PO-1C) -2) (Benchmark) | | | | | |
|---|-----------|-------------|-------------|--------------|-------|
| Date | Numerator | Denominator | CLEC Result | Standard Dev | |
| Jan-04 | | 49 | 37669 | 0.13% | 3.60% |
| Feb-04 | | 103 | 43483 | 0.24% | 4.86% |
| Mar-04 | | 11 | 46978 | 0.02% | 1.53% |
| Apr-04 | | 8 | 42939 | 0.02% | 1.37% |
| May-04 | | 25 | 43789 | 0.06% | 2.39% |
| Jun-04 | | 80 | 46252 | 0.17% | 4.16% |
| Jul-04 | | 6 | 48070 | 0.01% | 1.12% |
| Aug-04 | | 3 | 46964 | 0.01% | 0.80% |
| Sep-04 | | 52 | 45617 | 0.11% | 3.37% |
| Oct-04 | | 69 | 37452 | 0.18% | 4.29% |
| Nov-04 | | 66 | 25637 | 0.26% | 5.07% |
| Dec-04 | | 107 | 26271 | 0.41% | 6.37% |

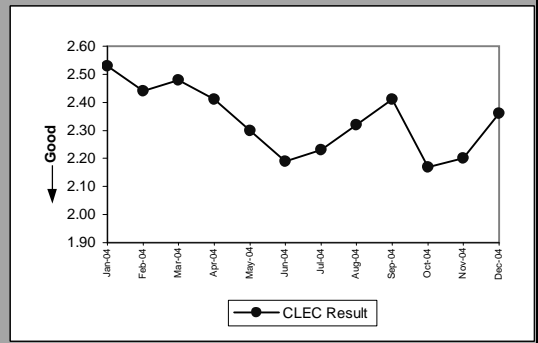


PO-1 - Pre-Order/Order Response Times

| Pre-Order Response Times (Rejected Query) (Avg Sec) IMA Total (PO-1D) -1) (Diagnostic) | | | | | | |
|--|-----------|-------------|-------------|--------------|--|------|
| Date | Numerator | Denominator | CLEC Result | Standard Dev | | |
| Jan-04 | 13086.9 | 9694 | 1.35 | | | 1.29 |
| Feb-04 | 11975.58 | 8937 | 1.34 | | | 1.21 |
| Mar-04 | 13104.45 | 9707 | 1.35 | | | 1.26 |
| Apr-04 | 24746.64 | 8504 | 2.91 | | | 3.86 |
| May-04 | 36231.86 | 7049 | 5.14 | | | 5.04 |
| Jun-04 | 41415.68 | 8089 | 5.12 | | | 5.06 |
| Jul-04 | 42004.48 | 8204 | 5.12 | | | 5.04 |
| Aug-04 | 40690.93 | 7963 | 5.11 | | | 5.04 |
| Sep-04 | 43106.64 | 8354 | 5.16 | | | 5.04 |
| Oct-04 | 22113.15 | 7759 | 2.85 | | | 4.18 |
| Nov-04 | 5064.64 | 9044 | 0.56 | | | 0.47 |
| Dec-04 | 3956.5 | 7913 | 0.50 | | | 0.29 |

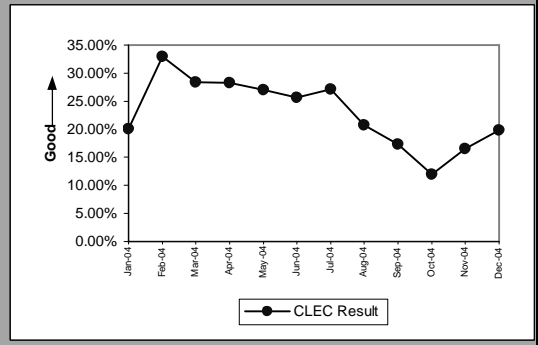


| Pre-Order Response Times (Rejected Query) (Avg Sec) EDI Total (PO-1D) -2) (Diagnostic) | | | | | | |
|--|-----------|-------------|-------------|--------------|--|------|
| Date | Numerator | Denominator | CLEC Result | Standard Dev | | |
| Jan-04 | 21401.27 | 8459 | 2.53 | | | 3.95 |
| Feb-04 | 18961.24 | 7771 | 2.44 | | | 3.46 |
| Mar-04 | 20405.44 | 8228 | 2.48 | | | 3.34 |
| Apr-04 | 18720.88 | 7768 | 2.41 | | | 3.03 |
| May-04 | 18466.7 | 8029 | 2.30 | | | 3.65 |
| Jun-04 | 18159.48 | 8292 | 2.19 | | | 3.00 |
| Jul-04 | 19010.75 | 8525 | 2.23 | | | 3.50 |
| Aug-04 | 19432.32 | 8376 | 2.32 | | | 4.68 |
| Sep-04 | 19019.72 | 7892 | 2.41 | | | 4.86 |
| Oct-04 | 15539.37 | 7161 | 2.17 | | | 4.52 |
| Nov-04 | 18154.4 | 8252 | 2.20 | | | 3.15 |
| Dec-04 | 20071.8 | 8505 | 2.36 | | | 4.46 |

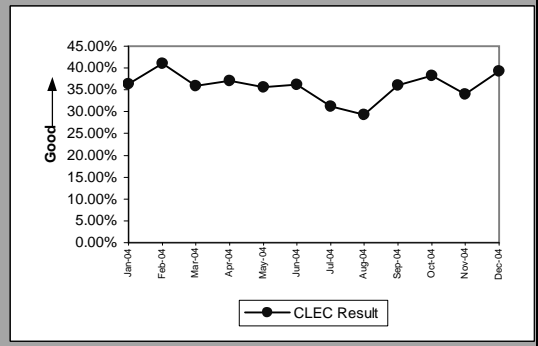


PO-2A-1 - Electronic Flow-through for LSRs received via IMA GUI (Percent)

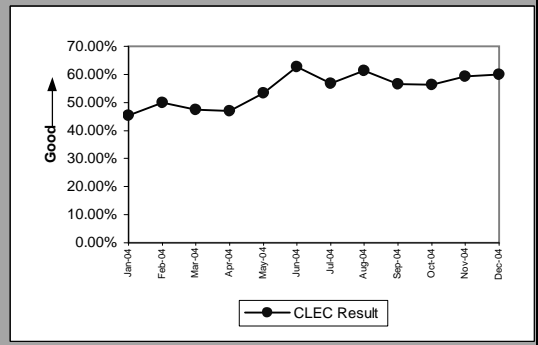
| Resale Aggregate W/O UNE-P-POTS (Diagnostic) | | | | | |
|--|----------|------------|-------------|--------------|--|
| Date | CLEC Num | CLEC Denom | CLEC Result | CLEC Std Dev | |
| Jan-04 | 522 | 2605 | 20.04% | 40.03% | |
| Feb-04 | 626 | 1899 | 32.96% | 47.01% | |
| Mar-04 | 568 | 2003 | 28.36% | 45.07% | |
| Apr-04 | 447 | 1580 | 28.29% | 45.04% | |
| May-04 | 468 | 1733 | 27.01% | 44.40% | |
| Jun-04 | 465 | 1811 | 25.68% | 43.68% | |
| Jul-04 | 466 | 1717 | 27.14% | 44.47% | |
| Aug-04 | 358 | 1721 | 20.80% | 40.59% | |
| Sep-04 | 390 | 2244 | 17.38% | 37.89% | |
| Oct-04 | 336 | 2799 | 12.00% | 32.50% | |
| Nov-04 | 370 | 2242 | 16.50% | 37.12% | |
| Dec-04 | 418 | 2105 | 19.86% | 39.89% | |



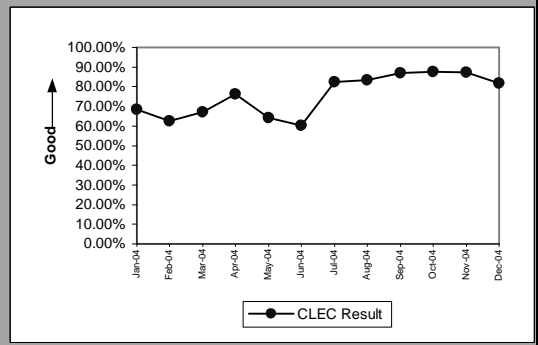
| Unbundled Loop Aggregate (Diagnostic) | | | | | |
|---------------------------------------|----------|------------|-------------|--------------|--|
| Date | CLEC Num | CLEC Denom | CLEC Result | CLEC Std Dev | |
| Jan-04 | 382 | 1052 | 36.31% | 48.09% | |
| Feb-04 | 406 | 989 | 41.05% | 49.19% | |
| Mar-04 | 373 | 1038 | 35.93% | 47.98% | |
| Apr-04 | 413 | 1115 | 37.04% | 48.29% | |
| May-04 | 342 | 961 | 35.59% | 47.88% | |
| Jun-04 | 372 | 1028 | 36.19% | 48.05% | |
| Jul-04 | 369 | 1182 | 31.22% | 46.34% | |
| Aug-04 | 398 | 1357 | 29.33% | 45.53% | |
| Sep-04 | 496 | 1376 | 36.05% | 48.01% | |
| Oct-04 | 501 | 1311 | 38.22% | 48.59% | |
| Nov-04 | 393 | 1154 | 34.06% | 47.39% | |
| Dec-04 | 431 | 1099 | 39.22% | 48.82% | |



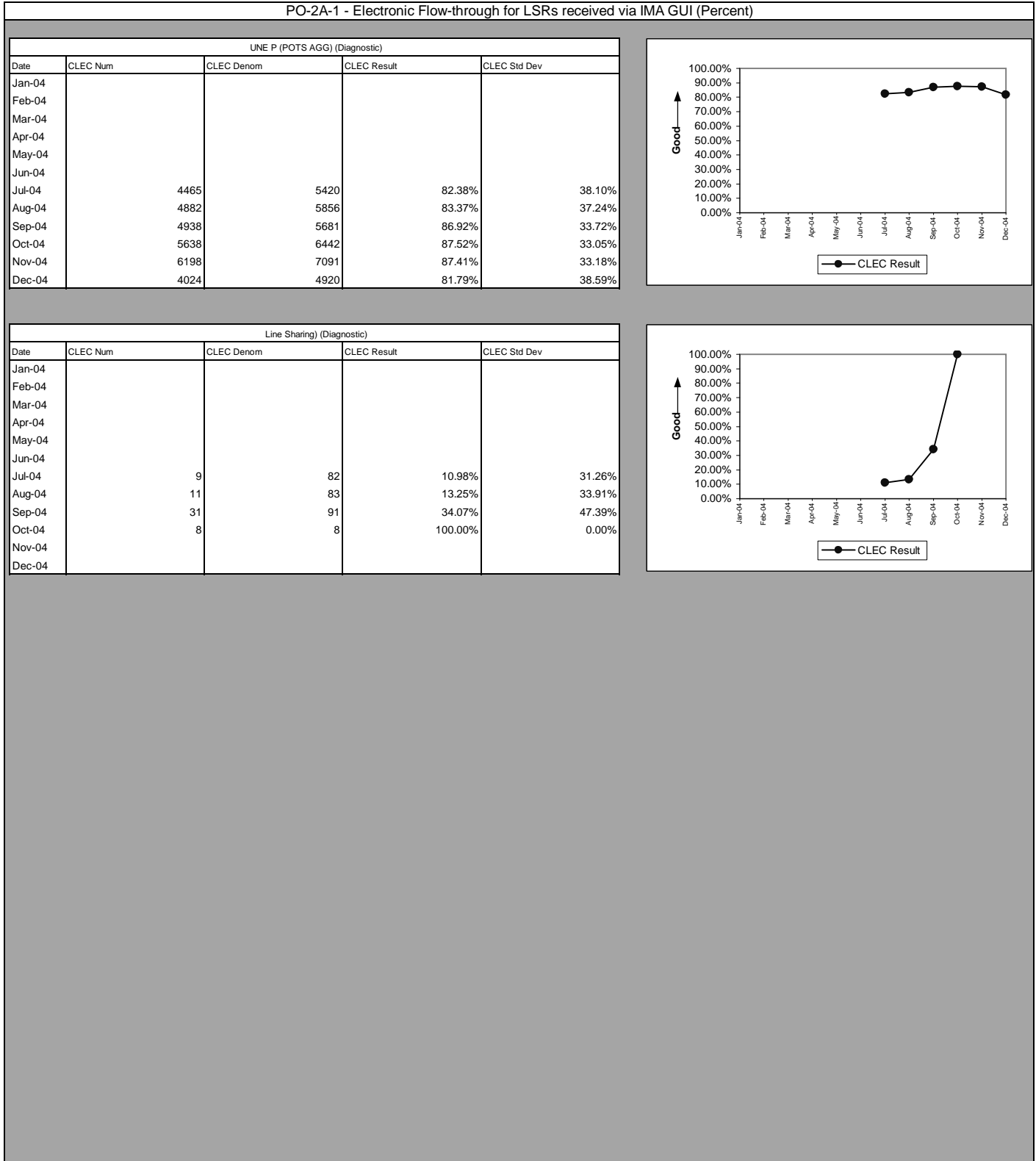
| LNP (Diagnostic) | | | | | |
|------------------|----------|------------|-------------|--------------|--|
| Date | CLEC Num | CLEC Denom | CLEC Result | CLEC Std Dev | |
| Jan-04 | 166 | 365 | 45.48% | 49.80% | |
| Feb-04 | 172 | 344 | 50.00% | 50.00% | |
| Mar-04 | 231 | 486 | 47.53% | 49.94% | |
| Apr-04 | 188 | 401 | 46.88% | 49.90% | |
| May-04 | 226 | 424 | 53.30% | 49.89% | |
| Jun-04 | 351 | 559 | 62.79% | 48.34% | |
| Jul-04 | 260 | 458 | 56.77% | 49.54% | |
| Aug-04 | 400 | 651 | 61.44% | 48.67% | |
| Sep-04 | 349 | 617 | 56.56% | 49.57% | |
| Oct-04 | 289 | 513 | 56.34% | 49.60% | |
| Nov-04 | 314 | 529 | 59.36% | 49.12% | |
| Dec-04 | 330 | 551 | 59.89% | 49.01% | |



| UNE - P (POTS) (Diagnostic) | | | | | |
|-----------------------------|----------|------------|-------------|--------------|--|
| Date | CLEC Num | CLEC Denom | CLEC Result | CLEC Std Dev | |
| Jan-04 | 5324 | 7781 | 68.42% | 46.48% | |
| Feb-04 | 3868 | 6175 | 62.64% | 48.38% | |
| Mar-04 | 5018 | 7491 | 66.99% | 47.03% | |
| Apr-04 | 5822 | 7642 | 76.18% | 42.60% | |
| May-04 | 5765 | 8991 | 64.12% | 47.96% | |
| Jun-04 | 4412 | 7315 | 60.31% | 48.92% | |
| Jul-04 | 4455 | 5404 | 82.44% | 38.05% | |
| Aug-04 | 4874 | 5839 | 83.47% | 37.14% | |
| Sep-04 | 4933 | 5674 | 86.94% | 33.70% | |
| Oct-04 | 5622 | 6420 | 87.57% | 32.99% | |
| Nov-04 | 6191 | 7084 | 87.39% | 33.19% | |
| Dec-04 | 4020 | 4915 | 81.79% | 38.59% | |



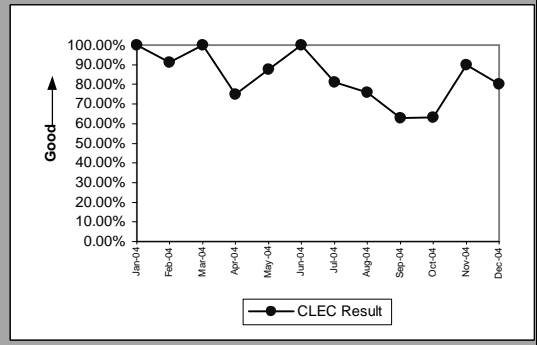
PO-2 UNE-P(POTS) will display two graphs. The first graph is UNE-P (POTS) without Centrex21 and the second graph is UNE-P (POTS AGG) with Centrex21.



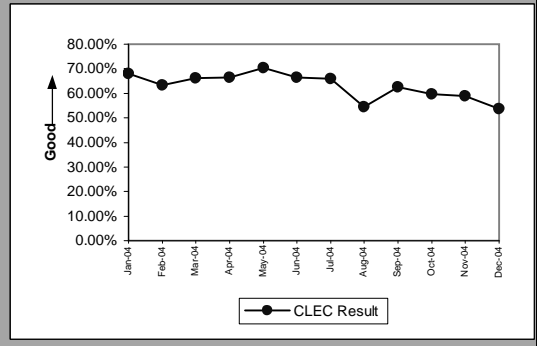
PO-2 UNE-P(POTS) will display two graphs. The first graph is UNE-P (POTS) without Centrex21 and the second graph is UNE-P (POTS AGG) with Centrex21.

PO-2A-2 - Electronic Flow-through for LSRs received via IMA EDI (Percent)

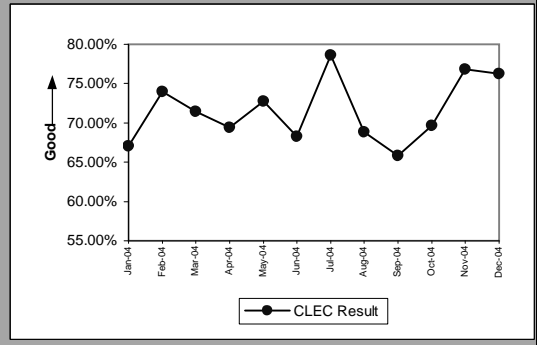
| Resale Aggregate W/O UNE-P-POTS (Diagnostic) | | | | | |
|--|----------|------------|-------------|--------------|--|
| Date | CLEC Num | CLEC Denom | CLEC Result | CLEC Std Dev | |
| Jan-04 | 17 | 17 | 100.00% | 0.00% | |
| Feb-04 | 21 | 23 | 91.30% | 28.18% | |
| Mar-04 | 7 | 7 | 100.00% | 0.00% | |
| Apr-04 | 9 | 12 | 75.00% | 43.30% | |
| May-04 | 7 | 8 | 87.50% | 33.07% | |
| Jun-04 | 5 | 5 | 100.00% | 0.00% | |
| Jul-04 | 13 | 16 | 81.25% | 39.03% | |
| Aug-04 | 22 | 29 | 75.86% | 42.79% | |
| Sep-04 | 22 | 35 | 62.86% | 48.32% | |
| Oct-04 | 12 | 19 | 63.16% | 48.24% | |
| Nov-04 | 18 | 20 | 90.00% | 30.00% | |
| Dec-04 | 16 | 20 | 80.00% | 40.00% | |



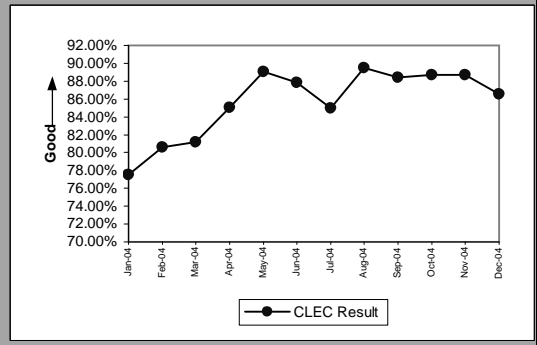
| Unbundled Loop Aggregate (Diagnostic) | | | | | |
|---------------------------------------|----------|------------|-------------|--------------|--|
| Date | CLEC Num | CLEC Denom | CLEC Result | CLEC Std Dev | |
| Jan-04 | 580 | 852 | 68.08% | 46.62% | |
| Feb-04 | 592 | 933 | 63.45% | 48.16% | |
| Mar-04 | 730 | 1102 | 66.24% | 47.29% | |
| Apr-04 | 641 | 965 | 66.42% | 47.23% | |
| May-04 | 745 | 1059 | 70.35% | 45.67% | |
| Jun-04 | 745 | 1119 | 66.58% | 47.17% | |
| Jul-04 | 894 | 1356 | 65.93% | 47.39% | |
| Aug-04 | 625 | 1149 | 54.40% | 49.81% | |
| Sep-04 | 847 | 1357 | 62.42% | 48.43% | |
| Oct-04 | 924 | 1551 | 59.57% | 49.07% | |
| Nov-04 | 827 | 1406 | 58.82% | 49.22% | |
| Dec-04 | 677 | 1264 | 53.56% | 49.87% | |



| LNP (Diagnostic) | | | | | |
|------------------|----------|------------|-------------|--------------|--|
| Date | CLEC Num | CLEC Denom | CLEC Result | CLEC Std Dev | |
| Jan-04 | 246 | 367 | 67.03% | 47.01% | |
| Feb-04 | 383 | 518 | 73.94% | 43.90% | |
| Mar-04 | 564 | 789 | 71.48% | 45.15% | |
| Apr-04 | 361 | 520 | 69.42% | 46.07% | |
| May-04 | 264 | 363 | 72.73% | 44.54% | |
| Jun-04 | 394 | 577 | 68.28% | 46.54% | |
| Jul-04 | 426 | 542 | 78.60% | 41.01% | |
| Aug-04 | 362 | 526 | 68.82% | 46.32% | |
| Sep-04 | 372 | 565 | 65.84% | 47.42% | |
| Oct-04 | 390 | 560 | 69.64% | 45.98% | |
| Nov-04 | 505 | 657 | 76.86% | 42.17% | |
| Dec-04 | 526 | 690 | 76.23% | 42.57% | |



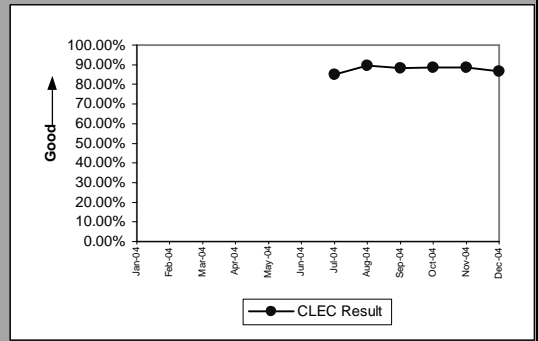
| UNE - P (POTS) (Diagnostic) | | | | | |
|-----------------------------|----------|------------|-------------|--------------|--|
| Date | CLEC Num | CLEC Denom | CLEC Result | CLEC Std Dev | |
| Jan-04 | 8601 | 11097 | 77.51% | 41.75% | |
| Feb-04 | 11555 | 14338 | 80.59% | 39.55% | |
| Mar-04 | 17048 | 20992 | 81.21% | 39.06% | |
| Apr-04 | 18567 | 21826 | 85.07% | 35.64% | |
| May-04 | 19711 | 22134 | 89.05% | 31.22% | |
| Jun-04 | 19133 | 21782 | 87.84% | 32.68% | |
| Jul-04 | 13825 | 16268 | 84.98% | 35.72% | |
| Aug-04 | 7984 | 8919 | 89.52% | 30.63% | |
| Sep-04 | 5794 | 6552 | 88.43% | 31.99% | |
| Oct-04 | 6162 | 6947 | 88.70% | 31.66% | |
| Nov-04 | 5227 | 5891 | 88.73% | 31.62% | |
| Dec-04 | 4369 | 5049 | 86.53% | 34.14% | |



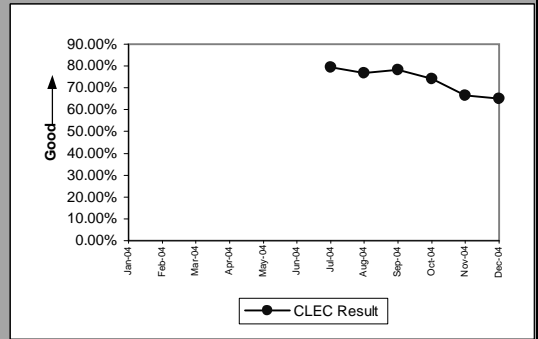
PO-2 UNE-P(POTS) will display two graphs. The first graph is UNE-P (POTS) without Centrex21 and the second graph is UNE-P (POTS AGG) with Centrex21.

PO-2A-2 - Electronic Flow-through for LSRs received via IMA EDI (Percent)

| UNE P (POTS AGG) (Diagnostic) | | | | |
|-------------------------------|----------|------------|-------------|--------------|
| Date | CLEC Num | CLEC Denom | CLEC Result | CLEC Std Dev |
| Jan-04 | | | | |
| Feb-04 | | | | |
| Mar-04 | | | | |
| Apr-04 | | | | |
| May-04 | | | | |
| Jun-04 | | | | |
| Jul-04 | 13825 | 16268 | 84.98% | 35.72% |
| Aug-04 | 7984 | 8919 | 89.52% | 30.63% |
| Sep-04 | 5794 | 6552 | 88.43% | 31.99% |
| Oct-04 | 6162 | 6947 | 88.70% | 31.66% |
| Nov-04 | 5227 | 5891 | 88.73% | 31.62% |
| Dec-04 | 4369 | 5049 | 86.53% | 34.14% |



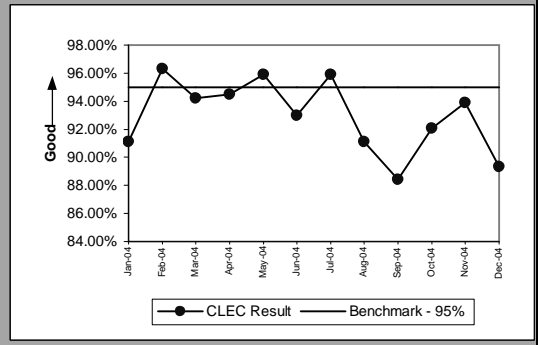
| Line Sharing (Diagnostic) | | | | |
|---------------------------|----------|------------|-------------|--------------|
| Date | CLEC Num | CLEC Denom | CLEC Result | CLEC Std Dev |
| Jan-04 | | | | |
| Feb-04 | | | | |
| Mar-04 | | | | |
| Apr-04 | | | | |
| May-04 | | | | |
| Jun-04 | | | | |
| Jul-04 | 530 | 667 | 79.46% | 40.40% |
| Aug-04 | 581 | 757 | 76.75% | 42.24% |
| Sep-04 | 678 | 865 | 78.38% | 41.16% |
| Oct-04 | 40 | 54 | 74.07% | 43.82% |
| Nov-04 | 14 | 21 | 66.67% | 47.14% |
| Dec-04 | 13 | 20 | 65.00% | 47.70% |



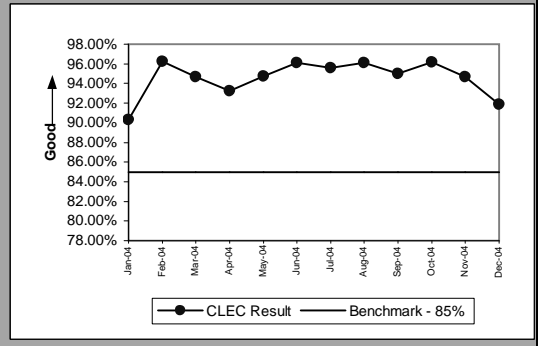
PO-2 UNE-P(POTS) will display two graphs. The first graph is UNE-P (POTS) without Centrex21 and the second graph is UNE-P (POTS AGG) with Centrex21.

PO-2B-1 - Electronic Flow-through for All Eligible LSRs received via IMA GUI (Percent)

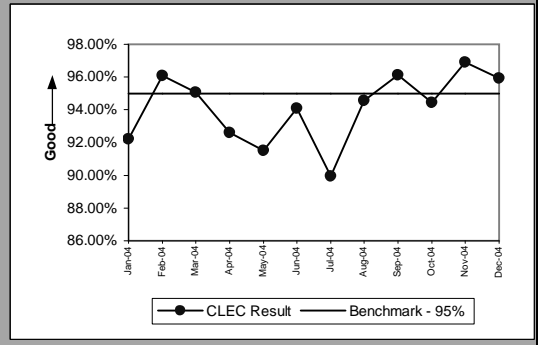
| Resale Aggregate W/O UNE-P(POTS) (Benchmark) | | | | | |
|--|----------|------------|-------------|--------------|--|
| Date | CLEC Num | CLEC Denom | CLEC Result | CLEC Std Dev | |
| Jan-04 | 522 | 573 | 91.10% | 28.48% | |
| Feb-04 | 626 | 650 | 96.31% | 18.86% | |
| Mar-04 | 568 | 603 | 94.20% | 23.38% | |
| Apr-04 | 447 | 473 | 94.50% | 22.79% | |
| May-04 | 468 | 488 | 95.90% | 19.83% | |
| Jun-04 | 465 | 500 | 93.00% | 25.51% | |
| Jul-04 | 466 | 486 | 95.88% | 19.86% | |
| Aug-04 | 358 | 393 | 91.09% | 28.48% | |
| Sep-04 | 390 | 441 | 88.44% | 31.98% | |
| Oct-04 | 336 | 365 | 92.05% | 27.04% | |
| Nov-04 | 370 | 394 | 93.91% | 23.92% | |
| Dec-04 | 418 | 468 | 89.32% | 30.89% | |



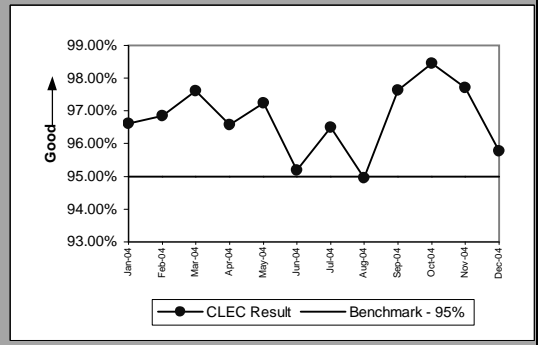
| Unbundled Loop Aggregate (Benchmark) | | | | | |
|--------------------------------------|----------|------------|-------------|--------------|--|
| Date | CLEC Num | CLEC Denom | CLEC Result | CLEC Std Dev | |
| Jan-04 | 382 | 423 | 90.31% | 29.59% | |
| Feb-04 | 406 | 422 | 96.21% | 19.10% | |
| Mar-04 | 373 | 394 | 94.67% | 22.46% | |
| Apr-04 | 413 | 443 | 93.23% | 25.13% | |
| May-04 | 342 | 361 | 94.74% | 22.33% | |
| Jun-04 | 372 | 387 | 96.12% | 19.30% | |
| Jul-04 | 369 | 386 | 95.60% | 20.52% | |
| Aug-04 | 398 | 414 | 96.14% | 19.28% | |
| Sep-04 | 496 | 522 | 95.02% | 21.75% | |
| Oct-04 | 501 | 521 | 96.16% | 19.21% | |
| Nov-04 | 393 | 415 | 94.70% | 22.41% | |
| Dec-04 | 431 | 469 | 91.90% | 27.29% | |



| LNP (Benchmark) | | | | | |
|-----------------|----------|------------|-------------|--------------|--|
| Date | CLEC Num | CLEC Denom | CLEC Result | CLEC Std Dev | |
| Jan-04 | 166 | 180 | 92.22% | 26.78% | |
| Feb-04 | 172 | 179 | 96.09% | 19.38% | |
| Mar-04 | 231 | 243 | 95.06% | 21.67% | |
| Apr-04 | 188 | 203 | 92.61% | 26.16% | |
| May-04 | 226 | 247 | 91.50% | 27.89% | |
| Jun-04 | 351 | 373 | 94.10% | 23.56% | |
| Jul-04 | 260 | 289 | 89.97% | 30.05% | |
| Aug-04 | 400 | 423 | 94.56% | 22.68% | |
| Sep-04 | 349 | 363 | 96.14% | 19.26% | |
| Oct-04 | 289 | 306 | 94.44% | 22.91% | |
| Nov-04 | 314 | 324 | 96.91% | 17.30% | |
| Dec-04 | 330 | 344 | 95.93% | 19.76% | |



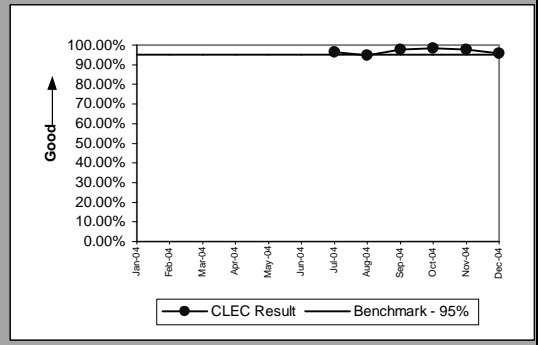
| UNE - P (POTS) (Benchmark) | | | | | |
|----------------------------|----------|------------|-------------|--------------|--|
| Date | CLEC Num | CLEC Denom | CLEC Result | CLEC Std Dev | |
| Jan-04 | 5324 | 5511 | 96.61% | 18.11% | |
| Feb-04 | 3868 | 3994 | 96.85% | 17.48% | |
| Mar-04 | 5018 | 5141 | 97.61% | 15.28% | |
| Apr-04 | 5822 | 6028 | 96.58% | 18.17% | |
| May-04 | 5765 | 5929 | 97.23% | 16.40% | |
| Jun-04 | 4412 | 4635 | 95.19% | 21.40% | |
| Jul-04 | 4455 | 4617 | 96.49% | 18.40% | |
| Aug-04 | 4874 | 5133 | 94.95% | 21.89% | |
| Sep-04 | 4933 | 5053 | 97.63% | 15.23% | |
| Oct-04 | 5622 | 5710 | 98.46% | 12.32% | |
| Nov-04 | 6191 | 6336 | 97.71% | 14.95% | |
| Dec-04 | 4020 | 4197 | 95.78% | 20.10% | |



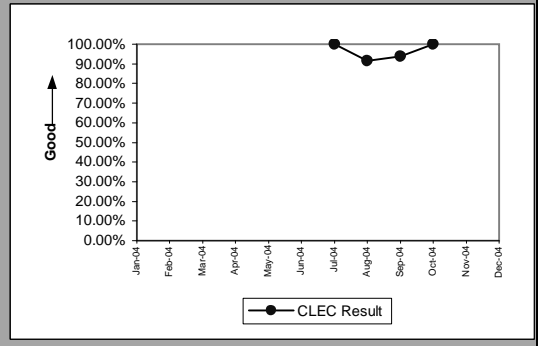
PO-2 UNE-P(POTS) will display two graphs. The first graph is UNE-P (POTS) without Centrex21 and the second graph is UNE-P (POTS AGG) with Centrex21.

PO-2B-1 - Electronic Flow-through for All Eligible LSRs received via IMA GUI (Percent)

| UNE P (POTS AGG) (Benchmark) | | | | |
|------------------------------|----------|------------|-------------|--------------|
| Date | CLEC Num | CLEC Denom | CLEC Result | CLEC Std Dev |
| Jan-04 | | | | |
| Feb-04 | | | | |
| Mar-04 | | | | |
| Apr-04 | | | | |
| May-04 | | | | |
| Jun-04 | | | | |
| Jul-04 | 4466 | 4629 | 96.48% | 18.43% |
| Aug-04 | 4882 | 5144 | 94.91% | 21.99% |
| Sep-04 | 4938 | 5059 | 97.61% | 15.28% |
| Oct-04 | 5638 | 5728 | 98.43% | 12.44% |
| Nov-04 | 6198 | 6343 | 97.71% | 14.95% |
| Dec-04 | 4024 | 4202 | 95.76% | 20.14% |



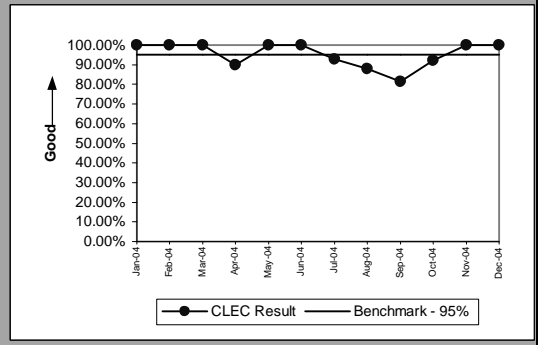
| Line Sharing (Diagnostic) | | | | |
|---------------------------|----------|------------|-------------|--------------|
| Date | CLEC Num | CLEC Denom | CLEC Result | CLEC Std Dev |
| Jan-04 | | | | |
| Feb-04 | | | | |
| Mar-04 | | | | |
| Apr-04 | | | | |
| May-04 | | | | |
| Jun-04 | | | | |
| Jul-04 | 9 | 9 | 100.00% | 0.00% |
| Aug-04 | 11 | 12 | 91.67% | 27.64% |
| Sep-04 | 31 | 33 | 93.94% | 23.86% |
| Oct-04 | 8 | 8 | 100.00% | 0.00% |
| Nov-04 | | | | |
| Dec-04 | | | | |



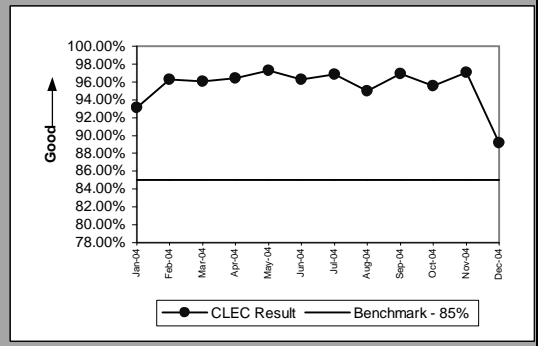
PO-2 UNE-P(POTS) will display two graphs. The first graph is UNE-P (POTS) without Centrex21 and the second graph is UNE-P (POTS AGG) with Centrex21.

PO-2B-2 - Electronic Flow-through for All Eligible LSRs received via IMA EDI (Percent)

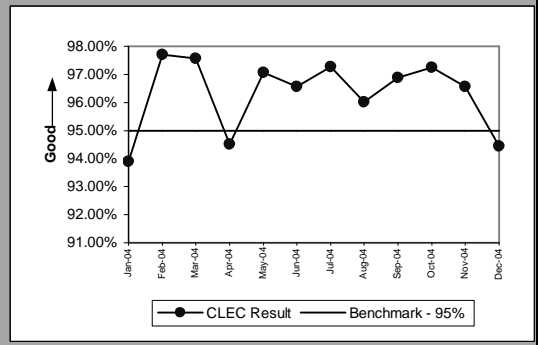
| Resale Aggregate W/O UNE-P(POTS) (Benchmark) | | | | | |
|--|----------|------------|-------------|--------------|--|
| Date | CLEC Num | CLEC Denom | CLEC Result | CLEC Std Dev | |
| Jan-04 | 17 | 17 | 100.00% | 0.00% | |
| Feb-04 | 21 | 21 | 100.00% | 0.00% | |
| Mar-04 | 7 | 7 | 100.00% | 0.00% | |
| Apr-04 | 9 | 10 | 90.00% | 30.00% | |
| May-04 | 7 | 7 | 100.00% | 0.00% | |
| Jun-04 | 5 | 5 | 100.00% | 0.00% | |
| Jul-04 | 13 | 14 | 92.86% | 25.75% | |
| Aug-04 | 22 | 25 | 88.00% | 32.50% | |
| Sep-04 | 22 | 27 | 81.48% | 38.84% | |
| Oct-04 | 12 | 13 | 92.31% | 26.65% | |
| Nov-04 | 18 | 18 | 100.00% | 0.00% | |
| Dec-04 | 16 | 16 | 100.00% | 0.00% | |



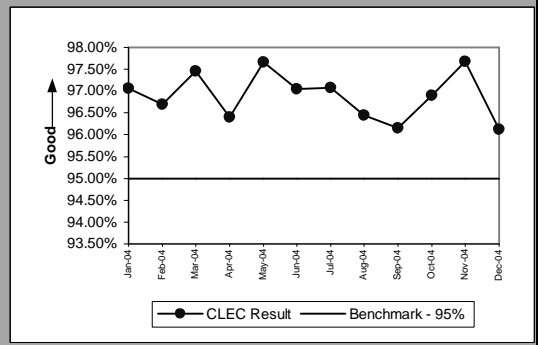
| Unbundled Loop Aggregate (Benchmark) | | | | | |
|--------------------------------------|----------|------------|-------------|--------------|--|
| Date | CLEC Num | CLEC Denom | CLEC Result | CLEC Std Dev | |
| Jan-04 | 580 | 623 | 93.10% | 25.35% | |
| Feb-04 | 592 | 615 | 96.26% | 18.97% | |
| Mar-04 | 730 | 760 | 96.05% | 19.47% | |
| Apr-04 | 641 | 665 | 96.39% | 18.65% | |
| May-04 | 745 | 766 | 97.26% | 16.33% | |
| Jun-04 | 745 | 774 | 96.25% | 18.99% | |
| Jul-04 | 894 | 923 | 96.86% | 17.44% | |
| Aug-04 | 625 | 658 | 94.98% | 21.83% | |
| Sep-04 | 847 | 874 | 96.91% | 17.30% | |
| Oct-04 | 924 | 967 | 95.55% | 20.61% | |
| Nov-04 | 827 | 852 | 97.07% | 16.88% | |
| Dec-04 | 677 | 759 | 89.20% | 31.04% | |



| LNP (Benchmark) | | | | | |
|-----------------|----------|------------|-------------|--------------|--|
| Date | CLEC Num | CLEC Denom | CLEC Result | CLEC Std Dev | |
| Jan-04 | 246 | 262 | 93.89% | 23.95% | |
| Feb-04 | 383 | 392 | 97.70% | 14.98% | |
| Mar-04 | 564 | 578 | 97.58% | 15.37% | |
| Apr-04 | 361 | 382 | 94.50% | 22.79% | |
| May-04 | 264 | 272 | 97.06% | 16.90% | |
| Jun-04 | 394 | 408 | 96.57% | 18.20% | |
| Jul-04 | 426 | 438 | 97.26% | 16.32% | |
| Aug-04 | 362 | 377 | 96.02% | 19.55% | |
| Sep-04 | 372 | 384 | 96.88% | 17.40% | |
| Oct-04 | 390 | 401 | 97.26% | 16.33% | |
| Nov-04 | 505 | 523 | 96.56% | 18.23% | |
| Dec-04 | 526 | 557 | 94.43% | 22.93% | |



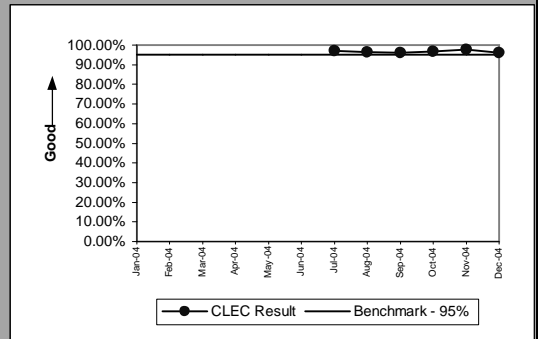
| UNE - P (POTS) (Benchmark) | | | | | |
|----------------------------|----------|------------|-------------|--------------|--|
| Date | CLEC Num | CLEC Denom | CLEC Result | CLEC Std Dev | |
| Jan-04 | 8601 | 8862 | 97.05% | 16.91% | |
| Feb-04 | 11555 | 11949 | 96.70% | 17.86% | |
| Mar-04 | 17048 | 17493 | 97.46% | 15.75% | |
| Apr-04 | 18567 | 19261 | 96.40% | 18.64% | |
| May-04 | 19711 | 20184 | 97.66% | 15.13% | |
| Jun-04 | 19133 | 19714 | 97.05% | 16.91% | |
| Jul-04 | 13825 | 14242 | 97.07% | 16.86% | |
| Aug-04 | 7984 | 8278 | 96.45% | 18.51% | |
| Sep-04 | 5794 | 6026 | 96.15% | 19.24% | |
| Oct-04 | 6162 | 6359 | 96.90% | 17.33% | |
| Nov-04 | 5227 | 5351 | 97.68% | 15.05% | |
| Dec-04 | 4369 | 4545 | 96.13% | 19.29% | |



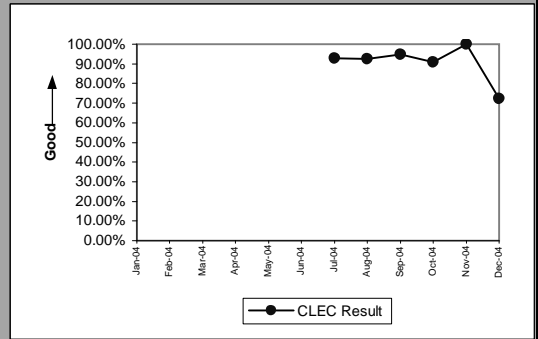
PO-2 UNE-P(POTS) will display two graphs. The first graph is UNE-P (POTS) without Centrex21 and the second graph is UNE-P (POTS AGG) with Centrex21.

PO-2B-2 - Electronic Flow-through for All Eligible LSRs received via IMA EDI (Percent)

| UNE P (POTS AGG) (Benchmark) | | | | |
|------------------------------|----------|------------|-------------|--------------|
| Date | CLEC Num | CLEC Denom | CLEC Result | CLEC Std Dev |
| Jan-04 | | | | |
| Feb-04 | | | | |
| Mar-04 | | | | |
| Apr-04 | | | | |
| May-04 | | | | |
| Jun-04 | | | | |
| Jul-04 | 13825 | 14242 | 97.07% | 16.86% |
| Aug-04 | 7984 | 8278 | 96.45% | 18.51% |
| Sep-04 | 5794 | 6026 | 96.15% | 19.24% |
| Oct-04 | 6162 | 6359 | 96.90% | 17.33% |
| Nov-04 | 5227 | 5351 | 97.68% | 15.05% |
| Dec-04 | 4369 | 4545 | 96.13% | 19.29% |



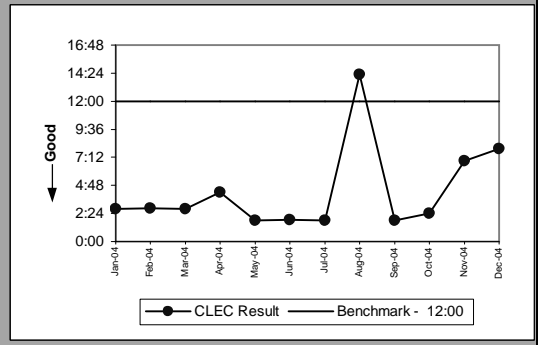
| Line Sharing (Diagnostic) | | | | |
|---------------------------|----------|------------|-------------|--------------|
| Date | CLEC Num | CLEC Denom | CLEC Result | CLEC Std Dev |
| Jan-04 | | | | |
| Feb-04 | | | | |
| Mar-04 | | | | |
| Apr-04 | | | | |
| May-04 | | | | |
| Jun-04 | | | | |
| Jul-04 | 530 | 570 | 92.98% | 25.54% |
| Aug-04 | 581 | 629 | 92.37% | 26.55% |
| Sep-04 | 678 | 715 | 94.83% | 22.15% |
| Oct-04 | 40 | 44 | 90.91% | 28.75% |
| Nov-04 | 14 | 14 | 100.00% | 0.00% |
| Dec-04 | 13 | 18 | 72.22% | 44.79% |



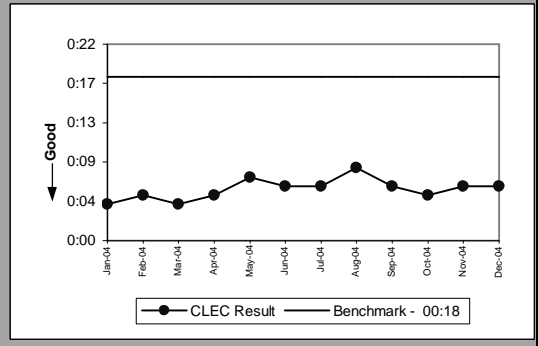
PO-2 UNE-P(POTS) will display two graphs. The first graph is UNE-P (POTS) without Centrex21 and the second graph is UNE-P (POTS AGG) with Centrex21.

PO-3 - LSR Rejection Notice Interval

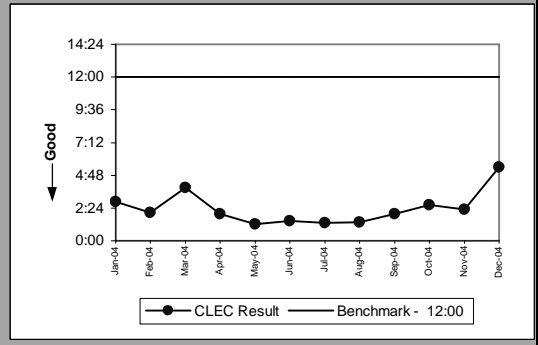
| LSR Rejection Notice Interval for IMA - Rejected Manually (Hours:Minutes (PO-3A-1)) (Benchmark) | | | | | | |
|---|-----------|-------------|-------------|--------------|--------|--|
| Date | Numerator | Denominator | CLEC Result | Standard Dev | | |
| Jan-04 | | 1002:51 | 362 | 2:46 | 4:13 | |
| Feb-04 | | 653:17 | 231 | 2:50 | 4:18 | |
| Mar-04 | | 899:45 | 323 | 2:47 | 2:48 | |
| Apr-04 | | 1492:16 | 354 | 4:13 | 33:30 | |
| May-04 | | 698:32 | 390 | 1:47 | 5:09 | |
| Jun-04 | | 602:28 | 329 | 1:50 | 2:32 | |
| Jul-04 | | 443:16 | 246 | 1:48 | 2:19 | |
| Aug-04 | | 3465:36 | 243 | 14:16 | 140:07 | |
| Sep-04 | | 423:44 | 238 | 1:47 | 1:57 | |
| Oct-04 | | 505:56 | 208 | 2:26 | 3:42 | |
| Nov-04 | | 1541:41 | 224 | 6:53 | 46:52 | |
| Dec-04 | | 1443:05 | 182 | 7:56 | 44:53 | |



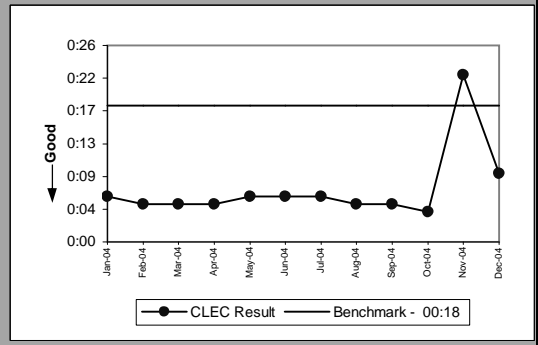
| LSR Rejection Notice Interval for IMA - Auto-Rejected (Minutes:Seconds (PO-3A-2)) (Benchmark) | | | | | | |
|---|-----------|-------------|-------------|--------------|------|--|
| Date | Numerator | Denominator | CLEC Result | Standard Dev | | |
| Jan-04 | | 2339:23 | 29665 | 0:04 | 0:08 | |
| Feb-04 | | 2584:56 | 28964 | 0:05 | 0:20 | |
| Mar-04 | | 2479:28 | 32605 | 0:04 | 0:06 | |
| Apr-04 | | 2900:12 | 31611 | 0:05 | 0:11 | |
| May-04 | | 3351:46 | 28450 | 0:07 | 0:13 | |
| Jun-04 | | 3393:46 | 30184 | 0:06 | 0:12 | |
| Jul-04 | | 2775:15 | 26334 | 0:06 | 0:16 | |
| Aug-04 | | 3905:43 | 27270 | 0:08 | 0:46 | |
| Sep-04 | | 2657:30 | 25710 | 0:06 | 0:12 | |
| Oct-04 | | 1975:20 | 19892 | 0:05 | 0:13 | |
| Nov-04 | | 2753:28 | 24341 | 0:06 | 0:13 | |
| Dec-04 | | 3060:05 | 26855 | 0:06 | 0:23 | |



| LSR Rejection Notice Interval for EDI - Rejected Manually (Hours:Minutes (PO-3B-1)) (Benchmark) | | | | | | |
|---|-----------|-------------|-------------|--------------|-------|--|
| Date | Numerator | Denominator | CLEC Result | Standard Dev | | |
| Jan-04 | | 1106:54 | 386 | 2:52 | 19:48 | |
| Feb-04 | | 876:41 | 424 | 2:04 | 1:49 | |
| Mar-04 | | 1863:07 | 479 | 3:53 | 36:35 | |
| Apr-04 | | 837:40 | 424 | 1:59 | 1:48 | |
| May-04 | | 559:08 | 462 | 1:13 | 1:53 | |
| Jun-04 | | 880:41 | 613 | 1:26 | 1:57 | |
| Jul-04 | | 575:17 | 438 | 1:19 | 1:27 | |
| Aug-04 | | 481:59 | 352 | 1:22 | 1:15 | |
| Sep-04 | | 557:54 | 282 | 1:59 | 1:56 | |
| Oct-04 | | 709:51 | 269 | 2:38 | 2:36 | |
| Nov-04 | | 577:15 | 249 | 2:19 | 2:29 | |
| Dec-04 | | 1213:32 | 224 | 5:25 | 33:21 | |

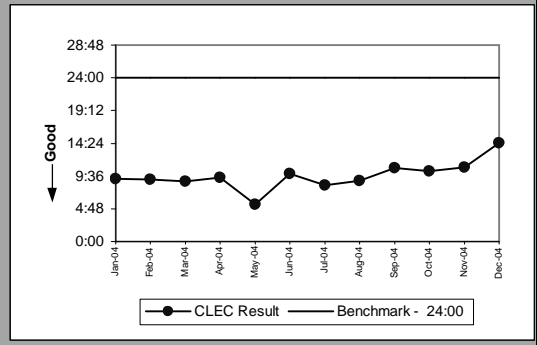


| LSR Rejection Notice Interval for EDI - Auto-Rejected (Minutes:Seconds (PO-3B-2)) (Benchmark) | | | | | | |
|---|-----------|-------------|-------------|--------------|------|--|
| Date | Numerator | Denominator | CLEC Result | Standard Dev | | |
| Jan-04 | | 5822:35 | 51314 | 0:06 | 0:15 | |
| Feb-04 | | 4061:29 | 43100 | 0:05 | 0:09 | |
| Mar-04 | | 4289:19 | 49566 | 0:05 | 0:06 | |
| Apr-04 | | 3818:35 | 42385 | 0:05 | 0:05 | |
| May-04 | | 4148:56 | 37952 | 0:06 | 0:11 | |
| Jun-04 | | 4586:01 | 43471 | 0:06 | 0:09 | |
| Jul-04 | | 3469:15 | 34129 | 0:06 | 0:07 | |
| Aug-04 | | 2955:15 | 32022 | 0:05 | 0:14 | |
| Sep-04 | | 2434:17 | 27122 | 0:05 | 0:07 | |
| Oct-04 | | 1817:45 | 23462 | 0:04 | 0:06 | |
| Nov-04 | | 19137:13 | 51824 | 0:22 | 0:19 | |
| Dec-04 | | 4965:21 | 30816 | 0:09 | 0:13 | |



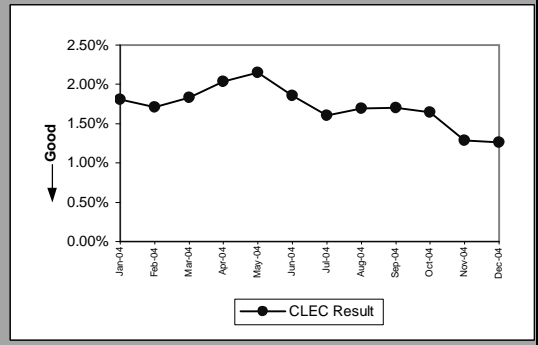
PO-3 - LSR Rejection Notice Interval

| LSR Rejection Notice Interval for Manual and IIS) (Hours:Minutes) (PO-3C) (Benchmark) | | | | | | |
|---|-----------|-------------|-------------|--|--------------|--|
| Date | Numerator | Denominator | CLEC Result | | Standard Dev | |
| Jan-04 | 596:32 | 65 | 9:11 | | 7:49 | |
| Feb-04 | 617:27 | 68 | 9:05 | | 8:19 | |
| Mar-04 | 601:57 | 68 | 8:51 | | 7:34 | |
| Apr-04 | 301:32 | 32 | 9:25 | | 6:47 | |
| May-04 | 204:59 | 38 | 5:24 | | 6:07 | |
| Jun-04 | 1422:45 | 143 | 9:57 | | 10:00 | |
| Jul-04 | 653:45 | 79 | 8:17 | | 11:08 | |
| Aug-04 | 914:06 | 103 | 8:52 | | 9:46 | |
| Sep-04 | 538:39 | 50 | 10:46 | | 13:55 | |
| Oct-04 | 452:18 | 44 | 10:17 | | 8:20 | |
| Nov-04 | 521:08 | 48 | 10:51 | | 10:34 | |
| Dec-04 | 390:56 | 27 | 14:29 | | 17:57 | |

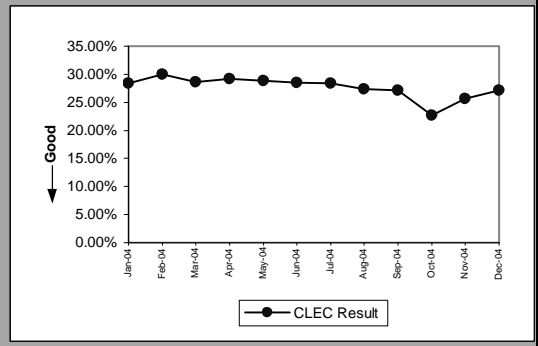


PO-4 - LSRs Rejected

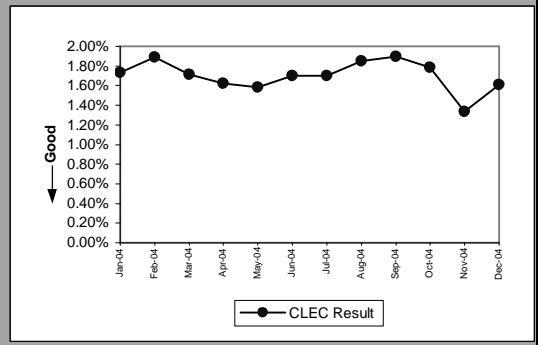
| LSRs Rejected for IMA - Rejected Manually) (Percent) (PO-4A-1)) (Diagnostic) | | | | | |
|---|-----------|-------------|-------------|--------------|--|
| Date | Numerator | Denominator | CLEC Result | Standard Dev | |
| Jan-04 | 1887 | 104419 | 1.81% | 13.32% | |
| Feb-04 | 1649 | 96638 | 1.71% | 12.95% | |
| Mar-04 | 2091 | 113985 | 1.83% | 13.42% | |
| Apr-04 | 2208 | 108339 | 2.04% | 14.13% | |
| May-04 | 2123 | 98826 | 2.15% | 14.50% | |
| Jun-04 | 1972 | 105986 | 1.86% | 13.51% | |
| Jul-04 | 1482 | 92607 | 1.60% | 12.55% | |
| Aug-04 | 1682 | 99501 | 1.69% | 12.89% | |
| Sep-04 | 1612 | 94752 | 1.70% | 12.93% | |
| Oct-04 | 1437 | 87491 | 1.64% | 12.71% | |
| Nov-04 | 1223 | 94947 | 1.29% | 11.28% | |
| Dec-04 | 1251 | 98819 | 1.27% | 11.18% | |



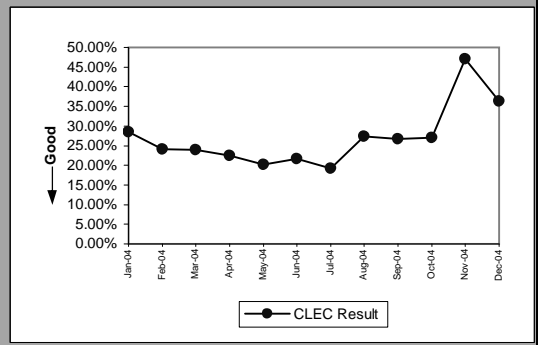
| LSRs Rejected for IMA - Auto-Rejected) (Percent) (PO-4A-2)) (Diagnostic) | | | | | |
|---|-----------|-------------|-------------|--------------|--|
| Date | Numerator | Denominator | CLEC Result | Standard Dev | |
| Jan-04 | 29665 | 104419 | 28.41% | 45.10% | |
| Feb-04 | 28964 | 96638 | 29.97% | 45.81% | |
| Mar-04 | 32605 | 113985 | 28.60% | 45.19% | |
| Apr-04 | 31611 | 108339 | 29.18% | 45.46% | |
| May-04 | 28450 | 98826 | 28.79% | 45.28% | |
| Jun-04 | 30184 | 105986 | 28.48% | 45.13% | |
| Jul-04 | 26334 | 92607 | 28.44% | 45.11% | |
| Aug-04 | 27270 | 99501 | 27.41% | 44.60% | |
| Sep-04 | 25710 | 94752 | 27.13% | 44.47% | |
| Oct-04 | 19892 | 87491 | 22.74% | 41.91% | |
| Nov-04 | 24341 | 94947 | 25.64% | 43.66% | |
| Dec-04 | 26855 | 98819 | 27.18% | 44.49% | |



| LSRs Rejected for EDI - Rejected Manually) (Percent) (PO-4B-1)) (Diagnostic) | | | | | |
|---|-----------|-------------|-------------|--------------|--|
| Date | Numerator | Denominator | CLEC Result | Standard Dev | |
| Jan-04 | 3113 | 179855 | 1.73% | 13.04% | |
| Feb-04 | 3369 | 178425 | 1.89% | 13.61% | |
| Mar-04 | 3543 | 206492 | 1.72% | 12.99% | |
| Apr-04 | 3069 | 189247 | 1.62% | 12.63% | |
| May-04 | 2969 | 187306 | 1.59% | 12.49% | |
| Jun-04 | 3419 | 200759 | 1.70% | 12.94% | |
| Jul-04 | 3015 | 177061 | 1.70% | 12.94% | |
| Aug-04 | 2165 | 117080 | 1.85% | 13.47% | |
| Sep-04 | 1924 | 101346 | 1.90% | 13.65% | |
| Oct-04 | 1546 | 86723 | 1.78% | 13.23% | |
| Nov-04 | 1471 | 109923 | 1.34% | 11.49% | |
| Dec-04 | 1367 | 84804 | 1.61% | 12.59% | |

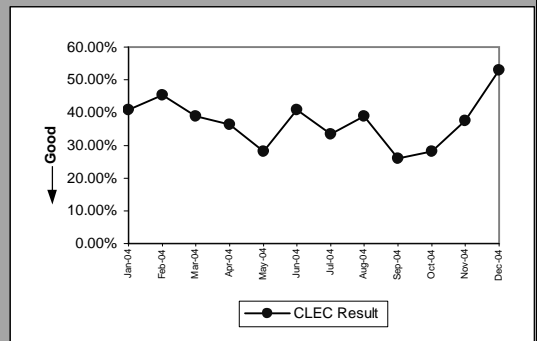


| LSRs Rejected for EDI - Auto-Rejected) (Percent) (PO-4B-2)) (Diagnostic) | | | | | |
|---|-----------|-------------|-------------|--------------|--|
| Date | Numerator | Denominator | CLEC Result | Standard Dev | |
| Jan-04 | 51314 | 179855 | 28.53% | 45.16% | |
| Feb-04 | 43100 | 178425 | 24.16% | 42.80% | |
| Mar-04 | 49566 | 206492 | 24.00% | 42.71% | |
| Apr-04 | 42385 | 189247 | 22.40% | 41.69% | |
| May-04 | 37952 | 187306 | 20.26% | 40.20% | |
| Jun-04 | 43471 | 200759 | 21.65% | 41.19% | |
| Jul-04 | 34129 | 177061 | 19.28% | 39.45% | |
| Aug-04 | 32022 | 117080 | 27.35% | 44.58% | |
| Sep-04 | 27122 | 101346 | 26.76% | 44.27% | |
| Oct-04 | 23462 | 86723 | 27.05% | 44.42% | |
| Nov-04 | 51824 | 109923 | 47.15% | 49.92% | |
| Dec-04 | 30816 | 84804 | 36.34% | 48.10% | |



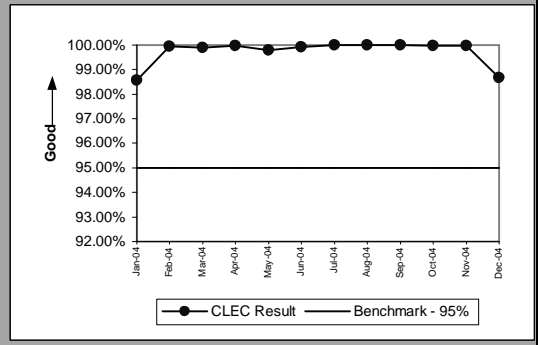
PO-4 - LSRs Rejected

| LSRs Received via Facsimile) (Percent) (PO-4C)) (Diagnostic) | | | | | |
|--|-----------|-------------|-------------|--------------|--|
| Date | Numerator | Denominator | CLEC Result | Standard Dev | |
| Jan-04 | 65 | 159 | 40.88% | 49.16% | |
| Feb-04 | 68 | 150 | 45.33% | 49.78% | |
| Mar-04 | 68 | 175 | 38.86% | 48.74% | |
| Apr-04 | 32 | 88 | 36.36% | 48.10% | |
| May-04 | 38 | 135 | 28.15% | 44.97% | |
| Jun-04 | 143 | 350 | 40.86% | 49.16% | |
| Jul-04 | 79 | 237 | 33.33% | 47.14% | |
| Aug-04 | 103 | 265 | 38.87% | 48.75% | |
| Sep-04 | 50 | 192 | 26.04% | 43.89% | |
| Oct-04 | 44 | 156 | 28.21% | 45.00% | |
| Nov-04 | 48 | 128 | 37.50% | 48.41% | |
| Dec-04 | 27 | 51 | 52.94% | 49.91% | |

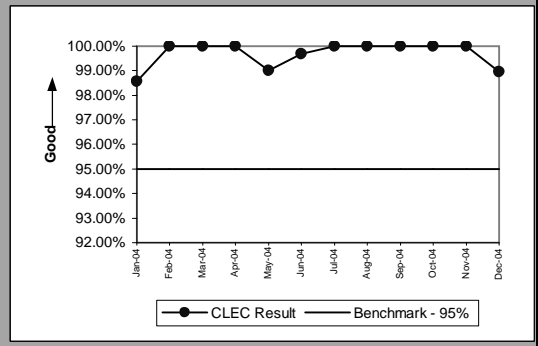


PO-5A-1 - FOCs On Time for Fully Electronic LSRs Received via IMA GUI (Percent)

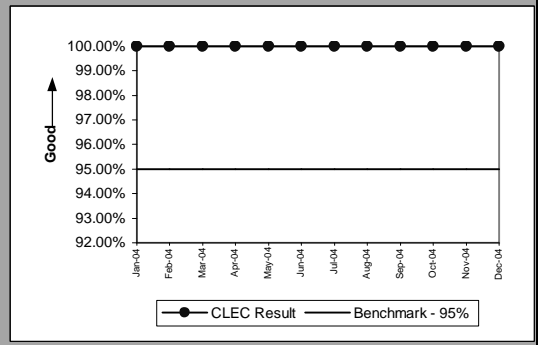
| Resale Aggregate (PO-5A-1) (a) (Benchmark) | | | | | |
|--|-----------|-------------|-------------|--------------|--|
| Date | Numerator | Denominator | CLEC Result | Standard Dev | |
| Jan-04 | 5314 | 5391 | 98.57% | 11.87% | |
| Feb-04 | 4181 | 4183 | 99.95% | 2.19% | |
| Mar-04 | 5343 | 5349 | 99.89% | 3.35% | |
| Apr-04 | 5928 | 5929 | 99.98% | 1.30% | |
| May-04 | 6044 | 6056 | 99.80% | 4.45% | |
| Jun-04 | 4587 | 4591 | 99.91% | 2.95% | |
| Jul-04 | 4808 | 4808 | 100.00% | 0.00% | |
| Aug-04 | 5071 | 5071 | 100.00% | 0.00% | |
| Sep-04 | 5190 | 5190 | 100.00% | 0.00% | |
| Oct-04 | 5770 | 5771 | 99.98% | 1.32% | |
| Nov-04 | 6351 | 6352 | 99.98% | 1.25% | |
| Dec-04 | 4187 | 4243 | 98.68% | 11.41% | |



| Unbundled Loop Aggregate (PO-5A-1) (b) (Benchmark) | | | | | |
|--|-----------|-------------|-------------|--------------|--|
| Date | Numerator | Denominator | CLEC Result | Standard Dev | |
| Jan-04 | 343 | 348 | 98.56% | 11.90% | |
| Feb-04 | 366 | 366 | 100.00% | 0.00% | |
| Mar-04 | 331 | 331 | 100.00% | 0.00% | |
| Apr-04 | 386 | 386 | 100.00% | 0.00% | |
| May-04 | 303 | 306 | 99.02% | 9.85% | |
| Jun-04 | 320 | 321 | 99.69% | 5.57% | |
| Jul-04 | 327 | 327 | 100.00% | 0.00% | |
| Aug-04 | 350 | 350 | 100.00% | 0.00% | |
| Sep-04 | 384 | 384 | 100.00% | 0.00% | |
| Oct-04 | 452 | 452 | 100.00% | 0.00% | |
| Nov-04 | 352 | 352 | 100.00% | 0.00% | |
| Dec-04 | 383 | 387 | 98.97% | 10.11% | |

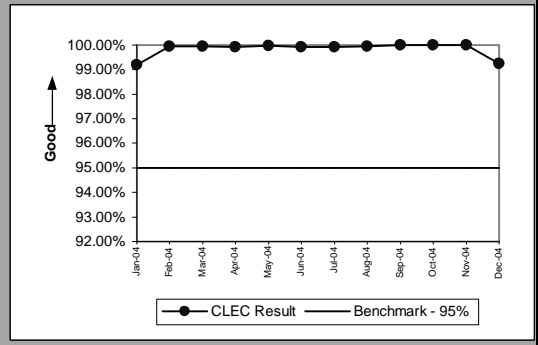


| LNP (PO-5A-1) (c) (Benchmark) | | | | | |
|-------------------------------|-----------|-------------|-------------|--------------|--|
| Date | Numerator | Denominator | CLEC Result | Standard Dev | |
| Jan-04 | 151 | 151 | 100.00% | 0.00% | |
| Feb-04 | 168 | 168 | 100.00% | 0.00% | |
| Mar-04 | 215 | 215 | 100.00% | 0.00% | |
| Apr-04 | 177 | 177 | 100.00% | 0.00% | |
| May-04 | 219 | 219 | 100.00% | 0.00% | |
| Jun-04 | 335 | 335 | 100.00% | 0.00% | |
| Jul-04 | 250 | 250 | 100.00% | 0.00% | |
| Aug-04 | 390 | 390 | 100.00% | 0.00% | |
| Sep-04 | 333 | 333 | 100.00% | 0.00% | |
| Oct-04 | 278 | 278 | 100.00% | 0.00% | |
| Nov-04 | 301 | 301 | 100.00% | 0.00% | |
| Dec-04 | 317 | 317 | 100.00% | 0.00% | |

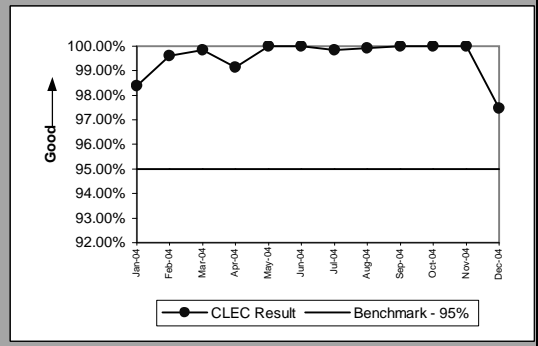


PO-5A-2 - FOCs On Time for Fully Electronic LSRs Received via IMA EDI (Percent)

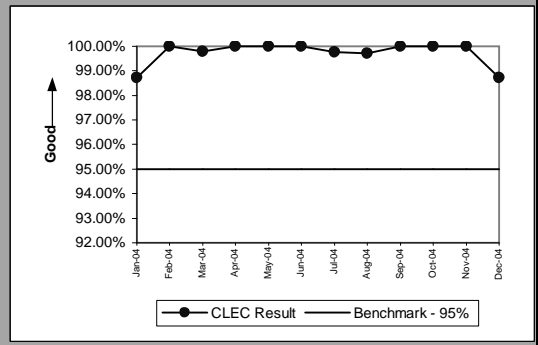
| Resale Aggregate (PO-5A-2) (a) (Benchmark) | | | | | |
|--|-----------|-------------|-------------|--------------|--|
| Date | Numerator | Denominator | CLEC Result | Standard Dev | |
| Jan-04 | 8488 | 8558 | 99.18% | 9.01% | |
| Feb-04 | 11476 | 11483 | 99.94% | 2.47% | |
| Mar-04 | 16903 | 16911 | 99.95% | 2.17% | |
| Apr-04 | 18424 | 18439 | 99.92% | 2.85% | |
| May-04 | 19558 | 19563 | 99.97% | 1.60% | |
| Jun-04 | 18944 | 18961 | 99.91% | 2.99% | |
| Jul-04 | 13690 | 13699 | 99.93% | 2.56% | |
| Aug-04 | 7909 | 7914 | 99.94% | 2.51% | |
| Sep-04 | 5745 | 5745 | 100.00% | 0.00% | |
| Oct-04 | 6084 | 6084 | 100.00% | 0.00% | |
| Nov-04 | 5175 | 5175 | 100.00% | 0.00% | |
| Dec-04 | 4297 | 4330 | 99.24% | 8.70% | |



| Unbundled Loop Aggregate (PO-5A-2) (b) (Benchmark) | | | | | |
|--|-----------|-------------|-------------|--------------|--|
| Date | Numerator | Denominator | CLEC Result | Standard Dev | |
| Jan-04 | 487 | 495 | 98.38% | 12.61% | |
| Feb-04 | 502 | 504 | 99.60% | 6.29% | |
| Mar-04 | 630 | 631 | 99.84% | 3.98% | |
| Apr-04 | 573 | 578 | 99.13% | 9.26% | |
| May-04 | 686 | 686 | 100.00% | 0.00% | |
| Jun-04 | 662 | 662 | 100.00% | 0.00% | |
| Jul-04 | 1327 | 1329 | 99.85% | 3.88% | |
| Aug-04 | 1128 | 1129 | 99.91% | 2.97% | |
| Sep-04 | 1292 | 1292 | 100.00% | 0.00% | |
| Oct-04 | 642 | 642 | 100.00% | 0.00% | |
| Nov-04 | 564 | 564 | 100.00% | 0.00% | |
| Dec-04 | 500 | 513 | 97.47% | 15.72% | |

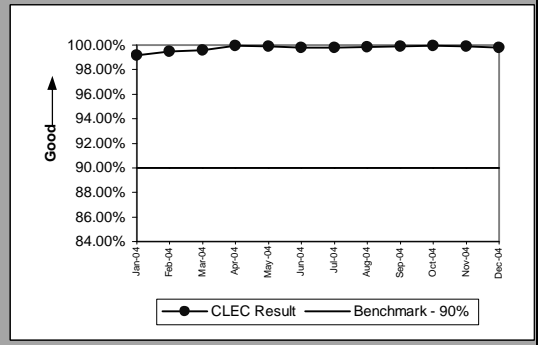


| LNP (PO-5A-2) (c) (Benchmark) | | | | | |
|-------------------------------|-----------|-------------|-------------|--------------|--|
| Date | Numerator | Denominator | CLEC Result | Standard Dev | |
| Jan-04 | 230 | 233 | 98.71% | 11.27% | |
| Feb-04 | 364 | 364 | 100.00% | 0.00% | |
| Mar-04 | 486 | 487 | 99.79% | 4.53% | |
| Apr-04 | 308 | 308 | 100.00% | 0.00% | |
| May-04 | 239 | 239 | 100.00% | 0.00% | |
| Jun-04 | 363 | 363 | 100.00% | 0.00% | |
| Jul-04 | 405 | 406 | 99.75% | 4.96% | |
| Aug-04 | 341 | 342 | 99.71% | 5.40% | |
| Sep-04 | 348 | 348 | 100.00% | 0.00% | |
| Oct-04 | 357 | 357 | 100.00% | 0.00% | |
| Nov-04 | 467 | 467 | 100.00% | 0.00% | |
| Dec-04 | 466 | 472 | 98.73% | 11.20% | |

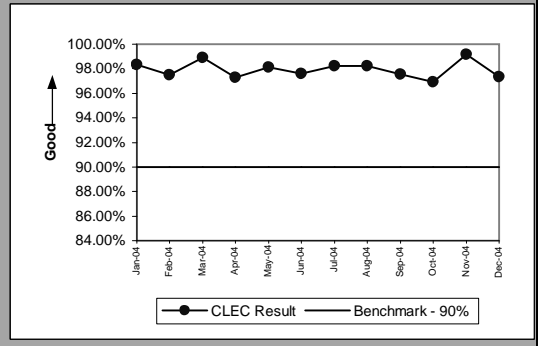


PO-5B-1 - FOCs On Time for Electronic/Manual LSRs Received via IMA GUI (Percent)

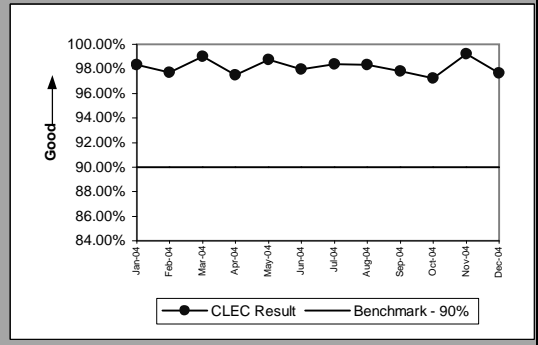
| Resale Aggregate (PO-5B-1) (a) (Benchmark) | | | | | |
|--|-----------|-------------|-------------|--------------|--|
| Date | Numerator | Denominator | CLEC Result | Standard Dev | |
| Jan-04 | 4218 | 4253 | 99.18% | 9.03% | |
| Feb-04 | 3324 | 3341 | 99.49% | 7.12% | |
| Mar-04 | 3826 | 3843 | 99.56% | 6.64% | |
| Apr-04 | 2827 | 2829 | 99.93% | 2.66% | |
| May-04 | 3563 | 3567 | 99.89% | 3.35% | |
| Jun-04 | 3745 | 3752 | 99.81% | 4.32% | |
| Jul-04 | 2052 | 2056 | 99.81% | 4.41% | |
| Aug-04 | 2201 | 2204 | 99.86% | 3.69% | |
| Sep-04 | 2446 | 2448 | 99.92% | 2.86% | |
| Oct-04 | 3095 | 3097 | 99.94% | 2.54% | |
| Nov-04 | 2693 | 2696 | 99.89% | 3.33% | |
| Dec-04 | 2404 | 2409 | 99.79% | 4.55% | |



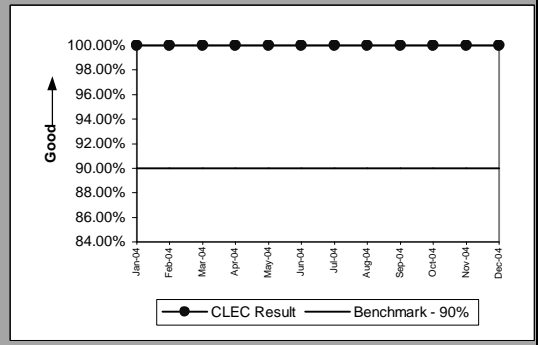
| Unbundled Loop Aggregate (PO-5B-1) (b) (Benchmark) | | | | | |
|--|-----------|-------------|-------------|--------------|--|
| Date | Numerator | Denominator | CLEC Result | Standard Dev | |
| Jan-04 | 710 | 722 | 98.34% | 12.78% | |
| Feb-04 | 660 | 677 | 97.49% | 15.65% | |
| Mar-04 | 720 | 728 | 98.90% | 10.43% | |
| Apr-04 | 717 | 737 | 97.29% | 16.25% | |
| May-04 | 626 | 638 | 98.12% | 13.58% | |
| Jun-04 | 694 | 711 | 97.61% | 15.28% | |
| Jul-04 | 839 | 854 | 98.24% | 13.14% | |
| Aug-04 | 990 | 1008 | 98.21% | 13.24% | |
| Sep-04 | 959 | 983 | 97.56% | 15.43% | |
| Oct-04 | 755 | 779 | 96.92% | 17.28% | |
| Nov-04 | 696 | 702 | 99.15% | 9.21% | |
| Dec-04 | 618 | 635 | 97.32% | 16.14% | |



| Unbundled Loop AGG-EELs (PO-5B-1) (b) (Benchmark) | | | | | |
|---|-----------|-------------|-------------|--------------|--|
| Date | Numerator | Denominator | CLEC Result | Standard Dev | |
| Jan-04 | 710 | 722 | 98.34% | 12.78% | |
| Feb-04 | 728 | 745 | 97.72% | 14.93% | |
| Mar-04 | 818 | 826 | 99.03% | 9.79% | |
| Apr-04 | 854 | 876 | 97.49% | 15.65% | |
| May-04 | 1033 | 1046 | 98.76% | 11.08% | |
| Jun-04 | 819 | 836 | 97.97% | 14.11% | |
| Jul-04 | 925 | 940 | 98.40% | 12.53% | |
| Aug-04 | 1067 | 1085 | 98.34% | 12.77% | |
| Sep-04 | 1072 | 1096 | 97.81% | 14.64% | |
| Oct-04 | 847 | 871 | 97.24% | 16.37% | |
| Nov-04 | 780 | 786 | 99.24% | 8.70% | |
| Dec-04 | 710 | 727 | 97.66% | 15.11% | |



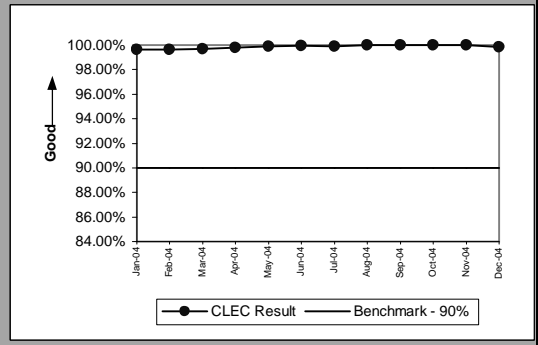
| LNP (PO-5B-1) (c) (Benchmark) | | | | | |
|-------------------------------|-----------|-------------|-------------|--------------|--|
| Date | Numerator | Denominator | CLEC Result | Standard Dev | |
| Jan-04 | 167 | 167 | 100.00% | 0.00% | |
| Feb-04 | 145 | 145 | 100.00% | 0.00% | |
| Mar-04 | 216 | 216 | 100.00% | 0.00% | |
| Apr-04 | 189 | 189 | 100.00% | 0.00% | |
| May-04 | 170 | 170 | 100.00% | 0.00% | |
| Jun-04 | 177 | 177 | 100.00% | 0.00% | |
| Jul-04 | 169 | 169 | 100.00% | 0.00% | |
| Aug-04 | 235 | 235 | 100.00% | 0.00% | |
| Sep-04 | 238 | 238 | 100.00% | 0.00% | |
| Oct-04 | 201 | 201 | 100.00% | 0.00% | |
| Nov-04 | 194 | 194 | 100.00% | 0.00% | |
| Dec-04 | 195 | 195 | 100.00% | 0.00% | |



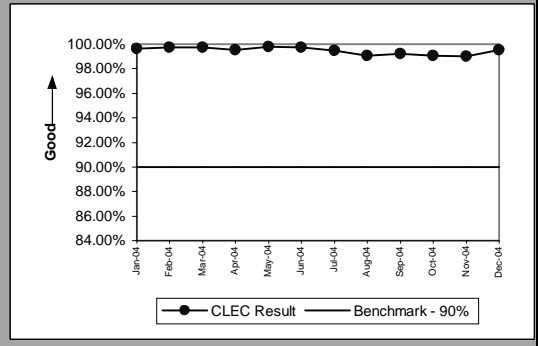
PO-5B-1(b) has the potential to display two graphs. The first graph is UBL loops without EELs and the second graph is UBL loops with EELs.

PO-5B-2 - FOCs On Time for Electronic/Manual LSRs Received via IMA EDI (Percent)

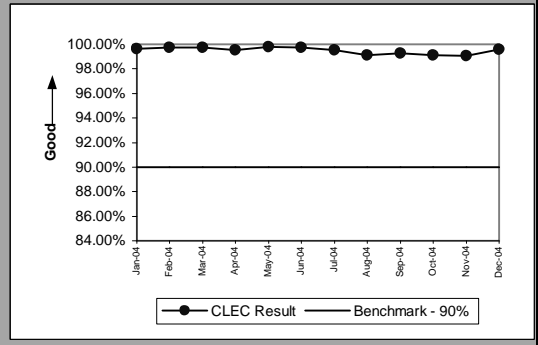
| Resale Aggregate (PO-5B-2) (a) (Benchmark) | | | | | |
|--|-----------|-------------|-------------|--------------|--|
| Date | Numerator | Denominator | CLEC Result | Standard Dev | |
| Jan-04 | 2335 | 2343 | 99.66% | 5.83% | |
| Feb-04 | 2676 | 2686 | 99.63% | 6.09% | |
| Mar-04 | 3853 | 3865 | 99.69% | 5.56% | |
| Apr-04 | 3101 | 3107 | 99.81% | 4.39% | |
| May-04 | 2329 | 2331 | 99.91% | 2.93% | |
| Jun-04 | 2596 | 2598 | 99.92% | 2.77% | |
| Jul-04 | 2349 | 2352 | 99.87% | 3.57% | |
| Aug-04 | 896 | 896 | 100.00% | 0.00% | |
| Sep-04 | 722 | 722 | 100.00% | 0.00% | |
| Oct-04 | 746 | 746 | 100.00% | 0.00% | |
| Nov-04 | 629 | 629 | 100.00% | 0.00% | |
| Dec-04 | 585 | 586 | 99.83% | 4.13% | |



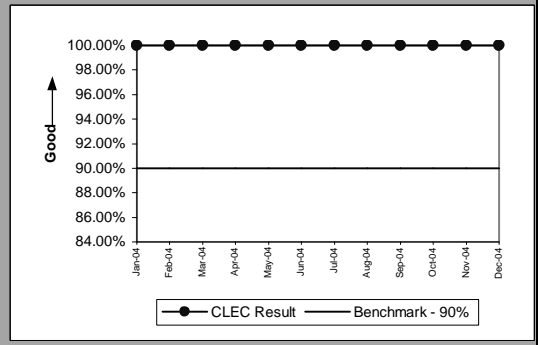
| Unbundled Loop Aggregate (PO-5B-2) (b) (Benchmark) | | | | | |
|--|-----------|-------------|-------------|--------------|--|
| Date | Numerator | Denominator | CLEC Result | Standard Dev | |
| Jan-04 | 1424 | 1429 | 99.65% | 5.90% | |
| Feb-04 | 1242 | 1245 | 99.76% | 4.90% | |
| Mar-04 | 1252 | 1255 | 99.76% | 4.88% | |
| Apr-04 | 1012 | 1017 | 99.51% | 6.99% | |
| May-04 | 1050 | 1052 | 99.81% | 4.36% | |
| Jun-04 | 1187 | 1190 | 99.75% | 5.01% | |
| Jul-04 | 586 | 589 | 99.49% | 7.12% | |
| Aug-04 | 631 | 637 | 99.06% | 9.66% | |
| Sep-04 | 778 | 784 | 99.23% | 8.71% | |
| Oct-04 | 747 | 754 | 99.07% | 9.59% | |
| Nov-04 | 691 | 698 | 99.00% | 9.96% | |
| Dec-04 | 628 | 631 | 99.52% | 6.88% | |



| Unbundled Loop AGG-EELs (PO-5B-2) (b) (Benchmark) | | | | | |
|---|-----------|-------------|-------------|--------------|--|
| Date | Numerator | Denominator | CLEC Result | Standard Dev | |
| Jan-04 | 1424 | 1429 | 99.65% | 5.90% | |
| Feb-04 | 1242 | 1245 | 99.76% | 4.90% | |
| Mar-04 | 1252 | 1255 | 99.76% | 4.88% | |
| Apr-04 | 1012 | 1017 | 99.51% | 6.99% | |
| May-04 | 1050 | 1052 | 99.81% | 4.36% | |
| Jun-04 | 1189 | 1192 | 99.75% | 5.01% | |
| Jul-04 | 619 | 622 | 99.52% | 6.93% | |
| Aug-04 | 668 | 674 | 99.11% | 9.39% | |
| Sep-04 | 842 | 848 | 99.29% | 8.38% | |
| Oct-04 | 799 | 806 | 99.13% | 9.28% | |
| Nov-04 | 736 | 743 | 99.06% | 9.66% | |
| Dec-04 | 677 | 680 | 99.56% | 6.63% | |



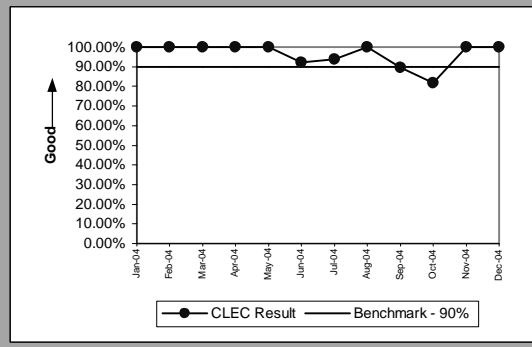
| LNP (PO-5B-2) (c) (Benchmark) | | | | | |
|-------------------------------|-----------|-------------|-------------|--------------|--|
| Date | Numerator | Denominator | CLEC Result | Standard Dev | |
| Jan-04 | 109 | 109 | 100.00% | 0.00% | |
| Feb-04 | 122 | 122 | 100.00% | 0.00% | |
| Mar-04 | 204 | 204 | 100.00% | 0.00% | |
| Apr-04 | 143 | 143 | 100.00% | 0.00% | |
| May-04 | 93 | 93 | 100.00% | 0.00% | |
| Jun-04 | 173 | 173 | 100.00% | 0.00% | |
| Jul-04 | 105 | 105 | 100.00% | 0.00% | |
| Aug-04 | 146 | 146 | 100.00% | 0.00% | |
| Sep-04 | 181 | 181 | 100.00% | 0.00% | |
| Oct-04 | 160 | 160 | 100.00% | 0.00% | |
| Nov-04 | 142 | 142 | 100.00% | 0.00% | |
| Dec-04 | 154 | 154 | 100.00% | 0.00% | |



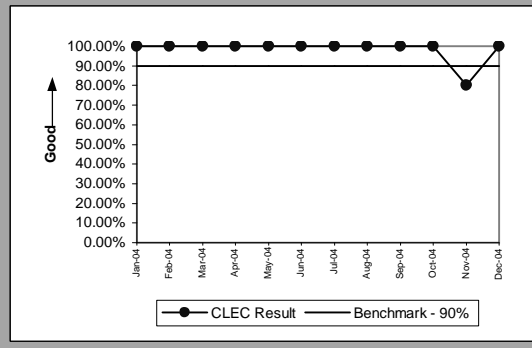
PO-5B-2(b) has the potential to display two graphs. The first graph is UBL loops without EELs and the second graph is UBL loops with EELs.

PO-5C - FOCs on Time for Manual (Percent)

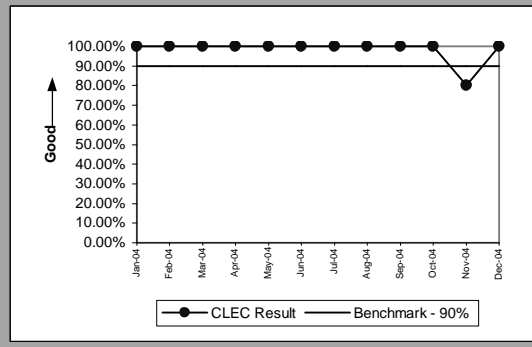
| Resale Aggregate (PO-5C) -(a) (Benchmark) | | | | | |
|---|-----------|-------------|-------------|--------------|--|
| Date | Numerator | Denominator | CLEC Result | Standard Dev | |
| Jan-04 | 12 | 12 | 100.00% | 0.00% | |
| Feb-04 | 6 | 6 | 100.00% | 0.00% | |
| Mar-04 | 11 | 11 | 100.00% | 0.00% | |
| Apr-04 | 11 | 11 | 100.00% | 0.00% | |
| May-04 | 4 | 4 | 100.00% | 0.00% | |
| Jun-04 | 12 | 13 | 92.31% | 26.65% | |
| Jul-04 | 15 | 16 | 93.75% | 24.21% | |
| Aug-04 | 24 | 24 | 100.00% | 0.00% | |
| Sep-04 | 17 | 19 | 89.47% | 30.69% | |
| Oct-04 | 9 | 11 | 81.82% | 38.57% | |
| Nov-04 | 15 | 15 | 100.00% | 0.00% | |
| Dec-04 | 11 | 11 | 100.00% | 0.00% | |



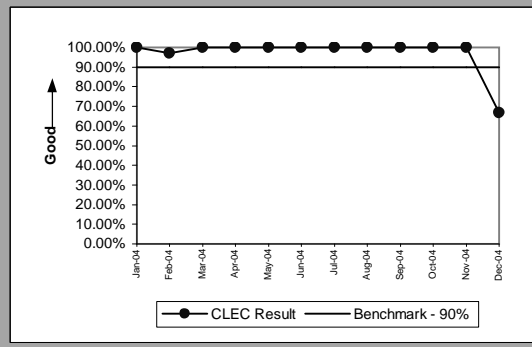
| Unbundled Loop Aggregate (PO-5C) -(b) (Benchmark) | | | | | |
|---|-----------|-------------|-------------|--------------|--|
| Date | Numerator | Denominator | CLEC Result | Standard Dev | |
| Jan-04 | 26 | 26 | 100.00% | 0.00% | |
| Feb-04 | 2 | 2 | 100.00% | 0.00% | |
| Mar-04 | 11 | 11 | 100.00% | 0.00% | |
| Apr-04 | 9 | 9 | 100.00% | 0.00% | |
| May-04 | 7 | 7 | 100.00% | 0.00% | |
| Jun-04 | 5 | 5 | 100.00% | 0.00% | |
| Jul-04 | 5 | 5 | 100.00% | 0.00% | |
| Aug-04 | 4 | 4 | 100.00% | 0.00% | |
| Sep-04 | 1 | 1 | 100.00% | 0.00% | |
| Oct-04 | 3 | 3 | 100.00% | 0.00% | |
| Nov-04 | 4 | 5 | 80.00% | 40.00% | |
| Dec-04 | 4 | 4 | 100.00% | 0.00% | |



| Unbundled Loop AGG-EELs (PO-5C) -(b) (Benchmark) | | | | | |
|--|-----------|-------------|-------------|--------------|--|
| Date | Numerator | Denominator | CLEC Result | Standard Dev | |
| Jan-04 | 26 | 26 | 100.00% | 0.00% | |
| Feb-04 | 2 | 2 | 100.00% | 0.00% | |
| Mar-04 | 11 | 11 | 100.00% | 0.00% | |
| Apr-04 | 9 | 9 | 100.00% | 0.00% | |
| May-04 | 7 | 7 | 100.00% | 0.00% | |
| Jun-04 | 5 | 5 | 100.00% | 0.00% | |
| Jul-04 | 5 | 5 | 100.00% | 0.00% | |
| Aug-04 | 4 | 4 | 100.00% | 0.00% | |
| Sep-04 | 1 | 1 | 100.00% | 0.00% | |
| Oct-04 | 3 | 3 | 100.00% | 0.00% | |
| Nov-04 | 4 | 5 | 80.00% | 40.00% | |
| Dec-04 | 4 | 4 | 100.00% | 0.00% | |



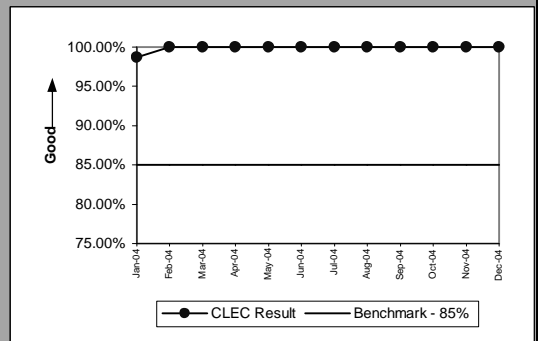
| LNP (PO-5C) -(c) (Benchmark) | | | | | |
|------------------------------|-----------|-------------|-------------|--------------|--|
| Date | Numerator | Denominator | CLEC Result | Standard Dev | |
| Jan-04 | 52 | 52 | 100.00% | 0.00% | |
| Feb-04 | 69 | 71 | 97.18% | 16.55% | |
| Mar-04 | 72 | 72 | 100.00% | 0.00% | |
| Apr-04 | 36 | 36 | 100.00% | 0.00% | |
| May-04 | 66 | 66 | 100.00% | 0.00% | |
| Jun-04 | 164 | 164 | 100.00% | 0.00% | |
| Jul-04 | 130 | 130 | 100.00% | 0.00% | |
| Aug-04 | 133 | 133 | 100.00% | 0.00% | |
| Sep-04 | 122 | 122 | 100.00% | 0.00% | |
| Oct-04 | 96 | 96 | 100.00% | 0.00% | |
| Nov-04 | 59 | 59 | 100.00% | 0.00% | |
| Dec-04 | 6 | 9 | 66.67% | 47.14% | |



PO-5C(b) has the potential to display two graphs. The first graph is UBL loops without EELs and the second graph is UBL loops with EELs.

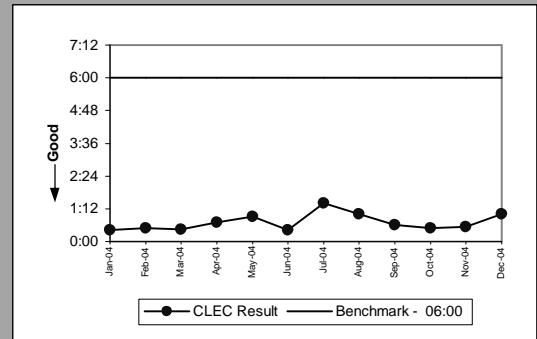
PO-5D - FOCs on Time (Percent)

| LIS Trunk (PO-5D) (Benchmark) | | | | | |
|-------------------------------|-----------|-------------|-------------|--------------|--|
| Date | Numerator | Denominator | CLEC Result | Standard Dev | |
| Jan-04 | 74 | 75 | 98.67% | 11.47% | |
| Feb-04 | 49 | 49 | 100.00% | 0.00% | |
| Mar-04 | 116 | 116 | 100.00% | 0.00% | |
| Apr-04 | 89 | 89 | 100.00% | 0.00% | |
| May-04 | 90 | 90 | 100.00% | 0.00% | |
| Jun-04 | 76 | 76 | 100.00% | 0.00% | |
| Jul-04 | 100 | 100 | 100.00% | 0.00% | |
| Aug-04 | 92 | 92 | 100.00% | 0.00% | |
| Sep-04 | 41 | 41 | 100.00% | 0.00% | |
| Oct-04 | 58 | 58 | 100.00% | 0.00% | |
| Nov-04 | 55 | 55 | 100.00% | 0.00% | |
| Dec-04 | 90 | 90 | 100.00% | 0.00% | |

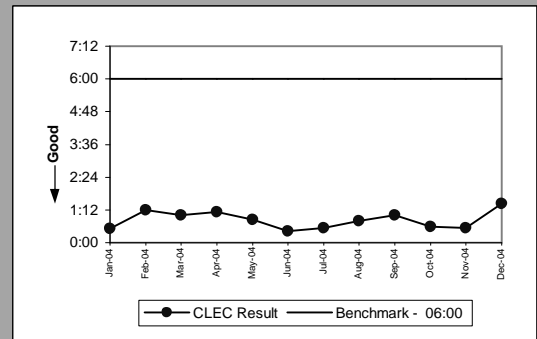


PO-6 - Work Completion Notification Timeliness

| Notices Made Available via IMA - GUI) All) (Hours:Minutes) (PO-6A)) (Benchmark) | | | | |
|--|-----------|-------------|-------------|------|
| Date | Numerator | Denominator | CLEC Result | |
| Jan-04 | | 3884:48 | 9236 | 0:25 |
| Feb-04 | | 3821:23 | 7557 | 0:30 |
| Mar-04 | | 3812:41 | 8592 | 0:27 |
| Apr-04 | | 6138:17 | 8849 | 0:42 |
| May-04 | | 7515:59 | 8182 | 0:55 |
| Jun-04 | | 3623:52 | 8376 | 0:26 |
| Jul-04 | | 10091:54 | 7189 | 1:24 |
| Aug-04 | | 7688:39 | 7580 | 1:01 |
| Sep-04 | | 4886:15 | 7914 | 0:37 |
| Oct-04 | | 4093:27 | 8609 | 0:29 |
| Nov-04 | | 4798:59 | 8794 | 0:33 |
| Dec-04 | | 7365:34 | 7295 | 1:01 |

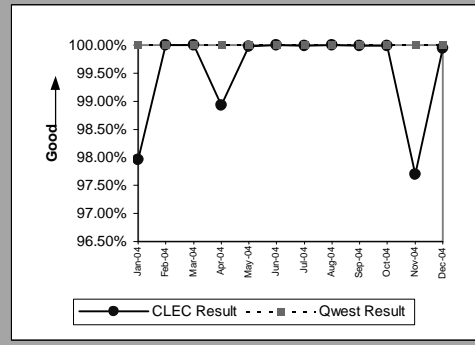


| Notices Transmitted via IMA - EDI) All) (Hours:Minutes) (PO-6B)) (Benchmark) | | | | |
|---|-----------|-------------|-------------|------|
| Date | Numerator | Denominator | CLEC Result | |
| Jan-04 | | 5421:54 | 10639 | 0:31 |
| Feb-04 | | 15903:54 | 13268 | 1:12 |
| Mar-04 | | 20891:23 | 20709 | 1:01 |
| Apr-04 | | 23436:16 | 21105 | 1:07 |
| May-04 | | 17087:04 | 20496 | 0:50 |
| Jun-04 | | 9581:35 | 21900 | 0:26 |
| Jul-04 | | 8958:44 | 16491 | 0:33 |
| Aug-04 | | 8163:33 | 10235 | 0:48 |
| Sep-04 | | 7730:05 | 7745 | 1:00 |
| Oct-04 | | 3587:00 | 6127 | 0:35 |
| Nov-04 | | 3618:44 | 6491 | 0:33 |
| Dec-04 | | 7146:54 | 4998 | 1:26 |

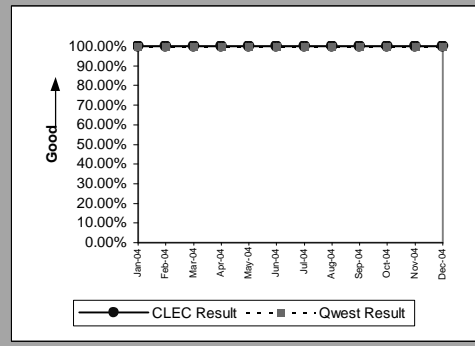


PO-7 - Billing Completion Notification Timeliness

| Notices Made Available via IMA - GUI / Billing System Posting Completions) All) (Percent) (PO-7A) .C) (Parity) | | | | | | | | | |
|--|-----------|-------------|-------------|--------------|-----------|-------------|--------------|-----------|------------|
| Date | Numerator | Denominator | CLEC Result | CLEC Std Dev | Qwest Num | Qwest Denom | Qwest Result | Mod Z Scr | Parity Scr |
| Jan-04 | 10969 | 11197 | 97.96% | 14.12% | 328482 | 328482 | 100.00% | N/A | N/A |
| Feb-04 | 9540 | 9540 | 100.00% | 0.00% | 336861 | 336861 | 100.00% | N/A | N/A |
| Mar-04 | 10834 | 10834 | 100.00% | 0.00% | 366542 | 366542 | 100.00% | N/A | N/A |
| Apr-04 | 10842 | 10960 | 98.92% | 10.32% | 334133 | 334133 | 100.00% | N/A | N/A |
| May-04 | 10010 | 10012 | 99.98% | 1.41% | 317219 | 317219 | 100.00% | N/A | N/A |
| Jun-04 | 10452 | 10452 | 100.00% | 0.00% | 317799 | 317799 | 100.00% | N/A | N/A |
| Jul-04 | 9123 | 9124 | 99.99% | 1.05% | 317838 | 317838 | 100.00% | N/A | N/A |
| Aug-04 | 9488 | 9488 | 100.00% | 0.00% | 304445 | 304445 | 100.00% | N/A | N/A |
| Sep-04 | 9998 | 9999 | 99.99% | 1.00% | 328288 | 328288 | 100.00% | N/A | N/A |
| Oct-04 | 9469 | 9470 | 99.99% | 1.03% | 279103 | 279103 | 100.00% | N/A | N/A |
| Nov-04 | 12044 | 12328 | 97.70% | 15.00% | 263106 | 263106 | 100.00% | N/A | N/A |
| Dec-04 | 9341 | 9346 | 99.95% | 2.31% | 292289 | 292289 | 100.00% | N/A | N/A |

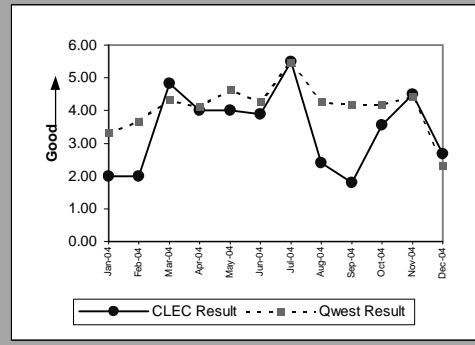


| Notices Transmitted via IMA - EDI / Billing System Posting Completions) All) (Percent) (PO-7B) .C) (Parity) | | | | | | | | | |
|---|-----------|-------------|-------------|--------------|-----------|-------------|--------------|-----------|------------|
| Date | Numerator | Denominator | CLEC Result | CLEC Std Dev | Qwest Num | Qwest Denom | Qwest Result | Mod Z Scr | Parity Scr |
| Jan-04 | 519 | 519 | 100.00% | 0.00% | 328482 | 328482 | 100.00% | N/A | N/A |
| Feb-04 | 867 | 867 | 100.00% | 0.00% | 336861 | 336861 | 100.00% | N/A | N/A |
| Mar-04 | 6080 | 6080 | 100.00% | 0.00% | 366542 | 366542 | 100.00% | N/A | N/A |
| Apr-04 | 3886 | 3886 | 100.00% | 0.00% | 334133 | 334133 | 100.00% | N/A | N/A |
| May-04 | 338 | 338 | 100.00% | 0.00% | 317219 | 317219 | 100.00% | N/A | N/A |
| Jun-04 | 326 | 326 | 100.00% | 0.00% | 317799 | 317799 | 100.00% | N/A | N/A |
| Jul-04 | 387 | 387 | 100.00% | 0.00% | 317838 | 317838 | 100.00% | N/A | N/A |
| Aug-04 | 427 | 427 | 100.00% | 0.00% | 304445 | 304445 | 100.00% | N/A | N/A |
| Sep-04 | 408 | 408 | 100.00% | 0.00% | 328288 | 328288 | 100.00% | N/A | N/A |
| Oct-04 | 265 | 265 | 100.00% | 0.00% | 279103 | 279103 | 100.00% | N/A | N/A |
| Nov-04 | 227 | 227 | 100.00% | 0.00% | 263106 | 263106 | 100.00% | N/A | N/A |
| Dec-04 | 154 | 154 | 100.00% | 0.00% | 292289 | 292289 | 100.00% | N/A | N/A |

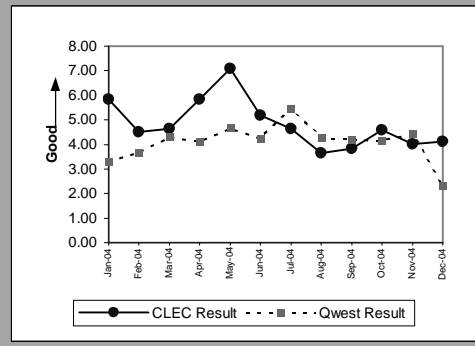


PO-8 - Jeopardy Notice Interval

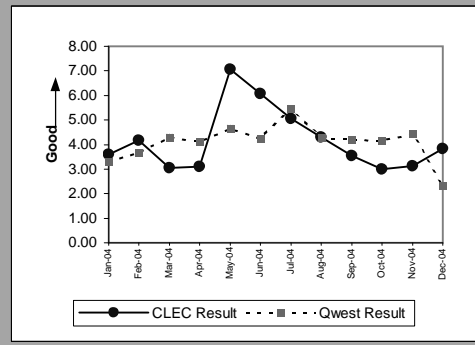
| Non-Designed Services (Average Days) (PO-8) A) (Parity) | | | | | | | | | |
|---|----------|------------|-------------|--------------|-----------|-------------|--------------|-----------|--------------|
| Date | CLEC Num | CLEC Denom | CLEC Result | CLEC Std Dev | Qwest Num | Qwest Denom | Qwest Result | Mod Z Scr | Parity Score |
| Jan-04 | 16 | 8 | 2.00 | 1.07 | 189 | 57 | 3.32 | 1.09 | -0.33 |
| Feb-04 | 12 | 6 | 2.00 | 1.10 | 209 | 57 | 3.67 | 0.86 | -0.48 |
| Mar-04 | 29 | 6 | 4.83 | 4.54 | 224 | 52 | 4.31 | -0.3 | -1.18 |
| Apr-04 | 36 | 9 | 4.00 | 2.35 | 156 | 38 | 4.11 | -0.13 | -1.08 |
| May-04 | 20 | 5 | 4.00 | 2.74 | 191 | 41 | 4.66 | -0.12 | -1.07 |
| Jun-04 | 31 | 8 | 3.88 | 2.70 | 290 | 68 | 4.26 | 0.03 | -0.98 |
| Jul-04 | 33 | 6 | 5.50 | 3.51 | 301 | 55 | 5.47 | -0.01 | -1.01 |
| Aug-04 | 12 | 5 | 2.40 | 1.82 | 252 | 59 | 4.27 | 0.98 | -0.41 |
| Sep-04 | 9 | 5 | 1.80 | 1.10 | 243 | 58 | 4.19 | 1.25 | -0.24 |
| Oct-04 | 32 | 9 | 3.56 | 2.46 | 272 | 65 | 4.18 | 0.25 | -0.85 |
| Nov-04 | 36 | 8 | 4.50 | 3.46 | 208 | 47 | 4.43 | -0.04 | -1.02 |
| Dec-04 | 24 | 9 | 2.67 | 1.00 | 111 | 48 | 2.31 | -0.23 | -1.14 |



| Unbundled Loops and Number Portability (Average Days) (PO-8) B) (Parity) | | | | | | | | | |
|--|----------|------------|-------------|--------------|-----------|-------------|--------------|-----------|--------------|
| Date | CLEC Num | CLEC Denom | CLEC Result | CLEC Std Dev | Qwest Num | Qwest Denom | Qwest Result | Mod Z Scr | Parity Score |
| Jan-04 | 560 | 96 | 5.83 | 4.56 | 189 | 57 | 3.32 | -3.69 | -3.24 |
| Feb-04 | 333 | 74 | 4.50 | 1.64 | 209 | 57 | 3.67 | -0.88 | -1.54 |
| Mar-04 | 344 | 74 | 4.65 | 2.76 | 224 | 52 | 4.31 | -0.46 | -1.28 |
| Apr-04 | 456 | 78 | 5.85 | 5.25 | 156 | 38 | 4.11 | -2.03 | -2.23 |
| May-04 | 524 | 74 | 7.08 | 8.20 | 191 | 41 | 4.66 | -1.81 | -2.1 |
| Jun-04 | 368 | 71 | 5.18 | 3.93 | 290 | 68 | 4.26 | -1.17 | -1.71 |
| Jul-04 | 297 | 64 | 4.64 | 5.79 | 301 | 55 | 5.47 | 0.8 | -0.51 |
| Aug-04 | 379 | 104 | 3.64 | 1.64 | 252 | 59 | 4.27 | 0.87 | -0.47 |
| Sep-04 | 337 | 88 | 3.83 | 1.95 | 243 | 58 | 4.19 | 0.44 | -0.73 |
| Oct-04 | 578 | 126 | 4.59 | 4.01 | 272 | 65 | 4.18 | -0.51 | -1.31 |
| Nov-04 | 382 | 95 | 4.02 | 3.33 | 208 | 47 | 4.43 | 0.54 | -0.67 |
| Dec-04 | 341 | 83 | 4.11 | 5.17 | 111 | 48 | 2.31 | -2.37 | -2.44 |

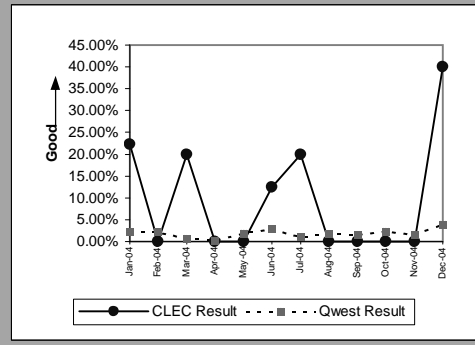


| UNE - P (POTS) (Average Days) (PO-8) D) (Parity) | | | | | | | | | |
|--|----------|------------|-------------|--------------|-----------|-------------|--------------|-----------|--------------|
| Date | CLEC Num | CLEC Denom | CLEC Result | CLEC Std Dev | Qwest Num | Qwest Denom | Qwest Result | Mod Z Scr | Parity Score |
| Jan-04 | 36 | 10 | 3.60 | 2.37 | 189 | 57 | 3.32 | -0.2 | -1.12 |
| Feb-04 | 46 | 11 | 4.18 | 3.03 | 209 | 57 | 3.67 | -0.29 | -1.18 |
| Mar-04 | 52 | 17 | 3.06 | 1.82 | 224 | 52 | 4.31 | 1.1 | -0.33 |
| Apr-04 | 34 | 11 | 3.09 | 1.51 | 156 | 38 | 4.11 | 0.74 | -0.55 |
| May-04 | 106 | 15 | 7.07 | 14.01 | 191 | 41 | 4.66 | -1.16 | -1.7 |
| Jun-04 | 146 | 24 | 6.08 | 5.50 | 290 | 68 | 4.26 | -1.66 | -2.01 |
| Jul-04 | 101 | 20 | 5.05 | 3.78 | 301 | 55 | 5.47 | 0.19 | -0.88 |
| Aug-04 | 73 | 17 | 4.29 | 2.02 | 252 | 59 | 4.27 | -0.02 | -1.01 |
| Sep-04 | 110 | 31 | 3.55 | 3.35 | 243 | 58 | 4.19 | 0.68 | -0.58 |
| Oct-04 | 45 | 15 | 3.00 | 1.31 | 272 | 65 | 4.18 | 0.82 | -0.5 |
| Nov-04 | 69 | 22 | 3.14 | 2.01 | 208 | 47 | 4.43 | 1.14 | -0.31 |
| Dec-04 | 65 | 17 | 3.82 | 4.88 | 111 | 48 | 2.31 | -1.28 | -1.78 |

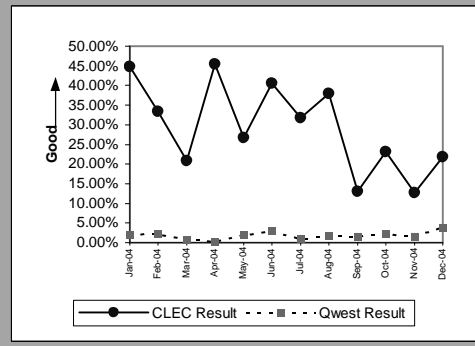


PO-9 - Timely Jeopardy Notices

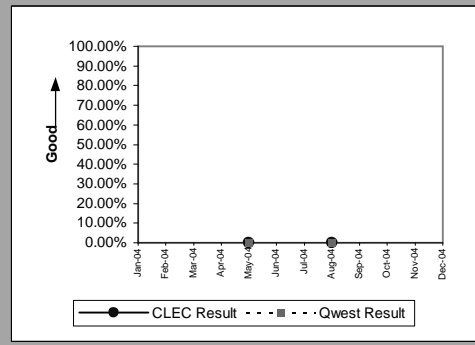
| Non-Designed Services (PO-9) A (Parity) | | | | | | | | | |
|---|----------|------------|-------------|--------------|-----------|-------------|--------------|-----------|--------------|
| Date | CLEC Num | CLEC Denom | CLEC Result | CLEC Std Dev | Qwest Num | Qwest Denom | Qwest Result | Mod Z Scr | Parity Score |
| Jan-04 | 2 | 9 | 22.22% | 41.57% | 12 | 548 | 2.19% | -4.07 | -3.48 |
| Feb-04 | 0 | 4 | 0.00% | 0.00% | 12 | 540 | 2.22% | 0.04 | -0.98 |
| Mar-04 | 1 | 5 | 20.00% | 40.00% | 5 | 679 | 0.74% | -5.02 | -4.05 |
| Apr-04 | 0 | 4 | 0.00% | 0.00% | 2 | 606 | 0.33% | -0.21 | -1.13 |
| May-04 | 0 | 6 | 0.00% | 0.00% | 10 | 527 | 1.90% | 0.07 | -0.96 |
| Jun-04 | 1 | 8 | 12.50% | 33.07% | 17 | 584 | 2.91% | -1.6 | -1.97 |
| Jul-04 | 1 | 5 | 20.00% | 40.00% | 6 | 622 | 0.96% | -4.34 | -3.64 |
| Aug-04 | 0 | 22 | 0.00% | 0.00% | 12 | 658 | 1.82% | 0.43 | -0.74 |
| Sep-04 | 0 | 8 | 0.00% | 0.00% | 12 | 720 | 1.67% | 0.1 | -0.94 |
| Oct-04 | 0 | 11 | 0.00% | 0.00% | 12 | 520 | 2.31% | 0.26 | -0.84 |
| Nov-04 | 0 | 9 | 0.00% | 0.00% | 8 | 502 | 1.59% | 0.1 | -0.94 |
| Dec-04 | 2 | 5 | 40.00% | 48.99% | 17 | 430 | 3.95% | -4.11 | -3.5 |



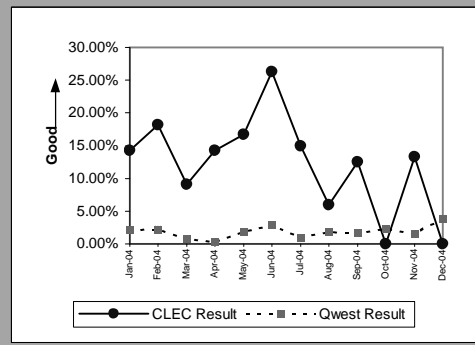
| Unbundled Loops and Number Portability (PO-9) B (Parity) | | | | | | | | | |
|--|----------|------------|-------------|--------------|-----------|-------------|--------------|-----------|--------------|
| Date | CLEC Num | CLEC Denom | CLEC Result | CLEC Std Dev | Qwest Num | Qwest Denom | Qwest Result | Mod Z Scr | Parity Score |
| Jan-04 | 13 | 29 | 44.83% | 49.73% | 12 | 548 | 2.19% | -15.29 | -10.3 |
| Feb-04 | 8 | 24 | 33.33% | 47.14% | 12 | 540 | 2.22% | -10.12 | -7.15 |
| Mar-04 | 5 | 24 | 20.83% | 40.61% | 5 | 679 | 0.74% | -11.32 | -7.88 |
| Apr-04 | 10 | 22 | 45.45% | 49.79% | 2 | 606 | 0.33% | -36.25 | -23.04 |
| May-04 | 8 | 30 | 26.67% | 44.22% | 10 | 527 | 1.90% | -9.67 | -6.88 |
| Jun-04 | 13 | 32 | 40.63% | 49.11% | 17 | 584 | 2.91% | -12.36 | -8.51 |
| Jul-04 | 14 | 44 | 31.82% | 46.58% | 6 | 622 | 0.96% | -20.24 | -13.3 |
| Aug-04 | 25 | 66 | 37.88% | 48.51% | 12 | 658 | 1.82% | -20.87 | -13.69 |
| Sep-04 | 14 | 108 | 12.96% | 33.59% | 12 | 720 | 1.67% | -8.55 | -6.2 |
| Oct-04 | 15 | 65 | 23.08% | 42.13% | 12 | 520 | 2.31% | -10.51 | -7.39 |
| Nov-04 | 8 | 63 | 12.70% | 33.30% | 8 | 502 | 1.59% | -6.63 | -5.03 |
| Dec-04 | 12 | 55 | 21.82% | 41.30% | 17 | 430 | 3.95% | -6.4 | -4.89 |



| LIS Trunk (PO-9) C (Parity) | | | | | | | | | |
|-----------------------------|----------|------------|-------------|--------------|-----------|-------------|--------------|-----------|--------------|
| Date | CLEC Num | CLEC Denom | CLEC Result | CLEC Std Dev | Qwest Num | Qwest Denom | Qwest Result | Mod Z Scr | Parity Score |
| Jan-04 | | | | | | | | | |
| Feb-04 | | | | | | | | | |
| Mar-04 | | | | | | | | | |
| Apr-04 | | | | | | | | | |
| May-04 | 0 | 1 | 0.00% | 0.00% | 0 | 8 | 0.00% | N/A | N/A |
| Jun-04 | | | | | | | | | |
| Jul-04 | | | | | | | | | |
| Aug-04 | 0 | 1 | 0.00% | 0.00% | 0 | 6 | 0.00% | N/A | N/A |
| Sep-04 | | | | | | | | | |
| Oct-04 | | | | | | | | | |
| Nov-04 | | | | | | | | | |
| Dec-04 | | | | | | | | | |

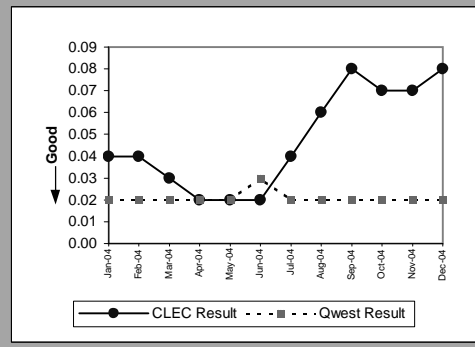


| UNE - P (POTS) (PO-9) D (Parity) | | | | | | | | | |
|----------------------------------|----------|------------|-------------|--------------|-----------|-------------|--------------|-----------|--------------|
| Date | CLEC Num | CLEC Denom | CLEC Result | CLEC Std Dev | Qwest Num | Qwest Denom | Qwest Result | Mod Z Scr | Parity Score |
| Jan-04 | 1 | 7 | 14.29% | 34.99% | 12 | 548 | 2.19% | -2.17 | -2.32 |
| Feb-04 | 2 | 11 | 18.18% | 38.57% | 12 | 540 | 2.22% | -3.55 | -3.16 |
| Mar-04 | 1 | 11 | 9.09% | 28.75% | 5 | 679 | 0.74% | -3.22 | -2.95 |
| Apr-04 | 1 | 7 | 14.29% | 34.99% | 2 | 606 | 0.33% | -6.4 | -4.89 |
| May-04 | 2 | 12 | 16.67% | 37.27% | 10 | 527 | 1.90% | -3.71 | -3.25 |
| Jun-04 | 5 | 19 | 26.32% | 44.03% | 17 | 584 | 2.91% | -5.97 | -4.63 |
| Jul-04 | 3 | 20 | 15.00% | 35.71% | 6 | 622 | 0.96% | -6.32 | -4.84 |
| Aug-04 | 3 | 50 | 6.00% | 23.75% | 12 | 658 | 1.82% | -2.13 | -2.29 |
| Sep-04 | 4 | 32 | 12.50% | 33.07% | 12 | 720 | 1.67% | -4.68 | -3.85 |
| Oct-04 | 0 | 7 | 0.00% | 0.00% | 12 | 520 | 2.31% | 0.14 | -0.91 |
| Nov-04 | 2 | 15 | 13.33% | 33.99% | 8 | 502 | 1.59% | -3.58 | -3.18 |
| Dec-04 | 0 | 15 | 0.00% | 0.00% | 17 | 430 | 3.95% | 0.62 | -0.62 |



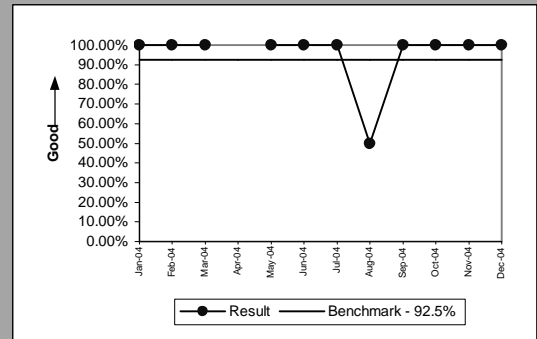
PO-15 - Number of Due Date Changes per Order

| All (PO-15) (Diagnostic) | | | | | | | | | |
|--------------------------|----------|------------|-------------|--------------|-----------|-------------|--------------|-----------|--------------|
| Date | CLEC Num | CLEC Denom | CLEC Result | CLEC Std Dev | Qwest Num | Qwest Denom | Qwest Result | Mod Z Scr | Parity Score |
| Jan-04 | 505 | 11750 | 0.04 | 0.22 | 1135 | 48688 | 0.02 | 10.61 | 5.45 |
| Feb-04 | 509 | 13801 | 0.04 | 0.20 | 1196 | 50425 | 0.02 | 7.93 | 3.82 |
| Mar-04 | 565 | 20021 | 0.03 | 0.18 | 1300 | 55465 | 0.02 | 3.32 | 1.02 |
| Apr-04 | 484 | 21322 | 0.02 | 0.15 | 1114 | 54688 | 0.02 | 1.79 | 0.09 |
| May-04 | 402 | 20280 | 0.02 | 0.15 | 1071 | 50306 | 0.02 | -1.09 | -1.66 |
| Jun-04 | 460 | 19731 | 0.02 | 0.16 | 1653 | 58488 | 0.03 | -2.92 | -2.77 |
| Jul-04 | 518 | 13937 | 0.04 | 0.20 | 1263 | 59861 | 0.02 | 10.17 | 5.18 |
| Aug-04 | 583 | 10280 | 0.06 | 0.24 | 978 | 59847 | 0.02 | 26.64 | 15.19 |
| Sep-04 | 747 | 9170 | 0.08 | 0.30 | 1037 | 60424 | 0.02 | 36.59 | 21.25 |
| Oct-04 | 751 | 11382 | 0.07 | 0.26 | 985 | 55810 | 0.02 | 31.46 | 18.12 |
| Nov-04 | 751 | 10118 | 0.07 | 0.29 | 1208 | 51352 | 0.02 | 23.8 | 13.47 |
| Dec-04 | 619 | 7842 | 0.08 | 0.29 | 980 | 50146 | 0.02 | 29.91 | 17.18 |



PO-16 - Timely Release Notifications

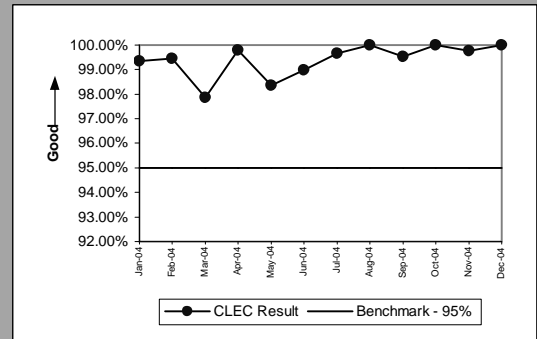
| (PO-16) (Percent) (Benchmark) | | | | |
|-------------------------------|-----------|-------------|---------|--|
| Date | Numerator | Denominator | Result | |
| Jan-04 | 1 | 1 | 100.00% | |
| Feb-04 | 4 | 4 | 100.00% | |
| Mar-04 | 7 | 7 | 100.00% | |
| Apr-04 | 0 | 0 | | |
| May-04 | 2 | 2 | 100.00% | |
| Jun-04 | 2 | 2 | 100.00% | |
| Jul-04 | 0 | 0 | 100.00% | |
| Aug-04 | 1 | 2 | 50.00% | |
| Sep-04 | 7 | 7 | 100.00% | |
| Oct-04 | 1 | 1 | 100.00% | |
| Nov-04 | 3 | 3 | 100.00% | |
| Dec-04 | 1 | 1 | 100.00% | |



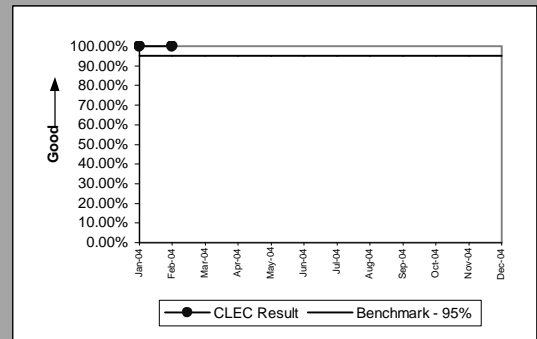
If the release notifications are less than 10 in the reporting month, the standard is 1 miss

PO-19 - Stand-Alone Test Environment (SATE) Accuracy

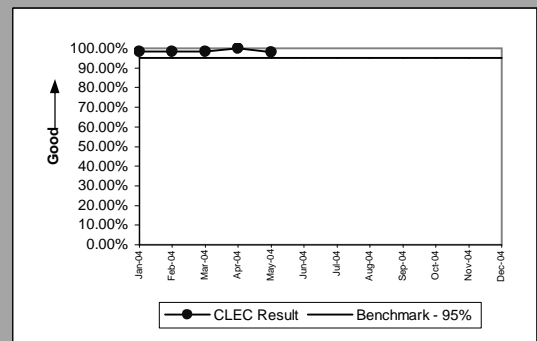
| (PO-19)) (Percent) (Benchmark) | | | | |
|---------------------------------|----------|------------|-------------|---------|
| Date | CLEC Num | CLEC Denom | CLEC Result | |
| Jan-04 | | 916 | 922 | 99.35% |
| Feb-04 | | 917 | 922 | 99.46% |
| Mar-04 | | 959 | 980 | 97.86% |
| Apr-04 | | 978 | 980 | 99.80% |
| May-04 | | 836 | 850 | 98.35% |
| Jun-04 | | 579 | 585 | 98.97% |
| Jul-04 | | 583 | 585 | 99.66% |
| Aug-04 | | 585 | 585 | 100.00% |
| Sep-04 | | 860 | 864 | 99.54% |
| Oct-04 | | 861 | 861 | 100.00% |
| Nov-04 | | 861 | 863 | 99.77% |
| Dec-04 | | 600 | 600 | 100.00% |



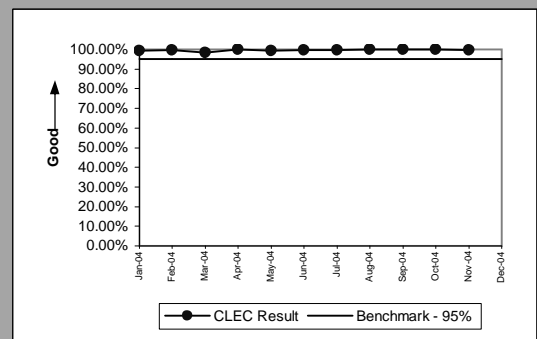
| (PO-19) A) Rel. 12.0) (Percent) (Benchmark) | | | | |
|---|----------|------------|-------------|---------|
| Date | CLEC Num | CLEC Denom | CLEC Result | |
| Jan-04 | | 240 | 240 | 100.00% |
| Feb-04 | | 240 | 240 | 100.00% |
| Mar-04 | | | | |
| Apr-04 | | | | |
| May-04 | | | | |
| Jun-04 | | | | |
| Jul-04 | | | | |
| Aug-04 | | | | |
| Sep-04 | | | | |
| Oct-04 | | | | |
| Nov-04 | | | | |
| Dec-04 | | | | |



| (PO-19) A) Rel. 13.0) (Percent) (Benchmark) | | | | |
|---|----------|------------|-------------|---------|
| Date | CLEC Num | CLEC Denom | CLEC Result | |
| Jan-04 | | 261 | 265 | 98.49% |
| Feb-04 | | 261 | 265 | 98.49% |
| Mar-04 | | 261 | 265 | 98.49% |
| Apr-04 | | 265 | 265 | 100.00% |
| May-04 | | 260 | 265 | 98.11% |
| Jun-04 | | | | |
| Jul-04 | | | | |
| Aug-04 | | | | |
| Sep-04 | | | | |
| Oct-04 | | | | |
| Nov-04 | | | | |
| Dec-04 | | | | |

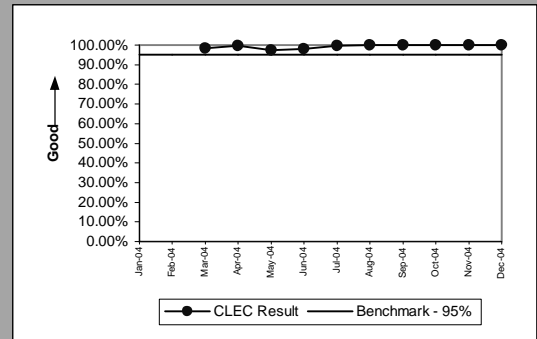


| (PO-19) A) Rel. 14.0) (Percent) (Benchmark) | | | | |
|---|----------|------------|-------------|---------|
| Date | CLEC Num | CLEC Denom | CLEC Result | |
| Jan-04 | | 260 | 262 | 99.24% |
| Feb-04 | | 261 | 262 | 99.62% |
| Mar-04 | | 259 | 263 | 98.48% |
| Apr-04 | | 263 | 263 | 100.00% |
| May-04 | | 261 | 263 | 99.24% |
| Jun-04 | | 262 | 263 | 99.62% |
| Jul-04 | | 262 | 263 | 99.62% |
| Aug-04 | | 263 | 263 | 100.00% |
| Sep-04 | | 263 | 263 | 100.00% |
| Oct-04 | | 263 | 263 | 100.00% |
| Nov-04 | | 262 | 263 | 99.62% |
| Dec-04 | | | | |

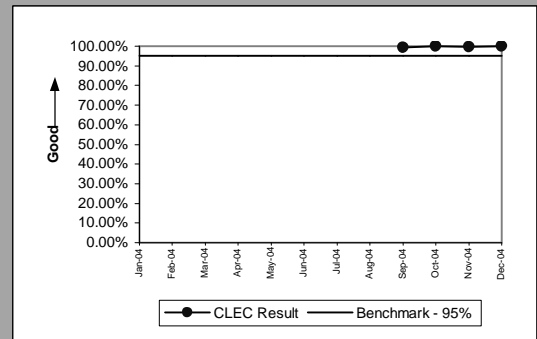


PO-19 - Stand-Alone Test Environment (SATE) Accuracy

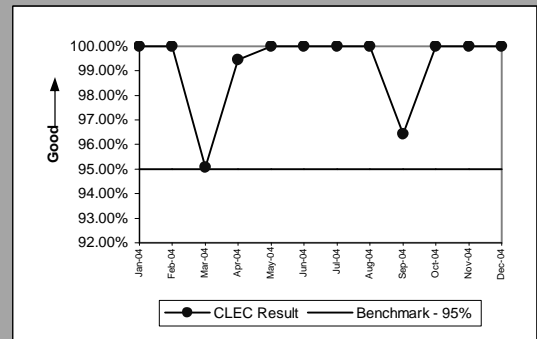
| (PO-19) A) Rel. 15.0) (Percent) (Benchmark) | | | |
|---|----------|------------|-------------|
| Date | CLEC Num | CLEC Denom | CLEC Result |
| Jan-04 | | | |
| Feb-04 | | | |
| Mar-04 | 265 | 269 | 98.51% |
| Apr-04 | 268 | 269 | 99.63% |
| May-04 | 262 | 269 | 97.40% |
| Jun-04 | 264 | 269 | 98.14% |
| Jul-04 | 268 | 269 | 99.63% |
| Aug-04 | 269 | 269 | 100.00% |
| Sep-04 | 269 | 269 | 100.00% |
| Oct-04 | 269 | 269 | 100.00% |
| Nov-04 | 269 | 269 | 100.00% |
| Dec-04 | 269 | 269 | 100.00% |



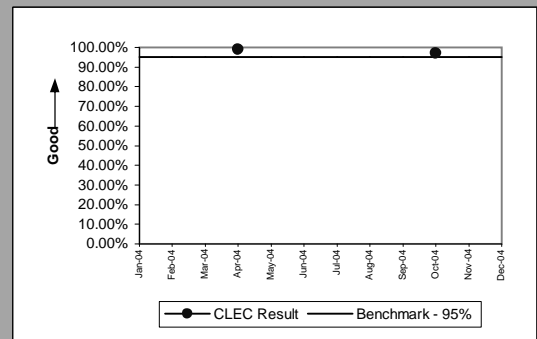
| (PO-19)) Rel. 16.0) (Percent) (Benchmark) | | | |
|--|----------|------------|-------------|
| Date | CLEC Num | CLEC Denom | CLEC Result |
| Jan-04 | | | |
| Feb-04 | | | |
| Mar-04 | | | |
| Apr-04 | | | |
| May-04 | | | |
| Jun-04 | | | |
| Jul-04 | | | |
| Aug-04 | | | |
| Sep-04 | 274 | 276 | 99.28% |
| Oct-04 | 276 | 276 | 100.00% |
| Nov-04 | 275 | 276 | 99.64% |
| Dec-04 | 276 | 276 | 100.00% |



| (PO-19) A) Rel. VICKI) (Percent) (Benchmark) | | | |
|--|----------|------------|-------------|
| Date | CLEC Num | CLEC Denom | CLEC Result |
| Jan-04 | 155 | 155 | 100.00% |
| Feb-04 | 155 | 155 | 100.00% |
| Mar-04 | 174 | 183 | 95.08% |
| Apr-04 | 182 | 183 | 99.45% |
| May-04 | 53 | 53 | 100.00% |
| Jun-04 | 53 | 53 | 100.00% |
| Jul-04 | 53 | 53 | 100.00% |
| Aug-04 | 53 | 53 | 100.00% |
| Sep-04 | 54 | 56 | 96.43% |
| Oct-04 | 53 | 53 | 100.00% |
| Nov-04 | 55 | 55 | 100.00% |
| Dec-04 | 55 | 55 | 100.00% |

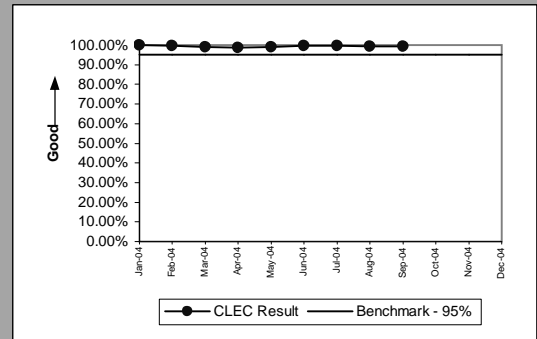


| (PO-19) B)) (Percent) (Benchmark) | | | |
|------------------------------------|----------|------------|-------------|
| Date | CLEC Num | CLEC Denom | CLEC Result |
| Jan-04 | | | |
| Feb-04 | | | |
| Mar-04 | | | |
| Apr-04 | 198 | 200 | 99.00% |
| May-04 | | | |
| Jun-04 | | | |
| Jul-04 | | | |
| Aug-04 | | | |
| Sep-04 | | | |
| Oct-04 | 194 | 200 | 97.00% |
| Nov-04 | | | |
| Dec-04 | | | |

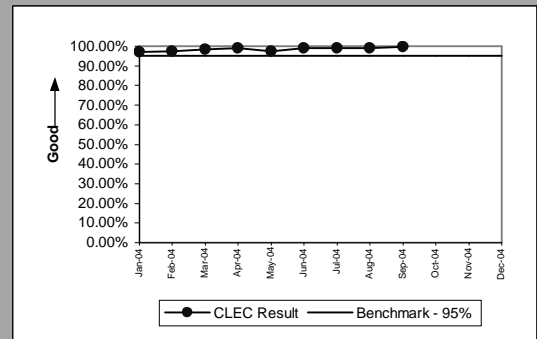


PO-20 Manual Service Order Accuracy

| Resale POTS and UNE-P (POTS) (Benchmark) | | | | |
|--|----------|------------|-------------|---------|
| Date | CLEC Num | CLEC Denom | CLEC Result | |
| Jan-04 | | 520 | 520 | 100.00% |
| Feb-04 | | 479 | 480 | 99.79% |
| Mar-04 | | 534 | 540 | 98.89% |
| Apr-04 | | 513 | 520 | 98.65% |
| May-04 | | 495 | 500 | 99.00% |
| Jun-04 | | 518 | 520 | 99.62% |
| Jul-04 | | 539 | 540 | 99.81% |
| Aug-04 | | 517 | 520 | 99.42% |
| Sep-04 | | 496 | 500 | 99.20% |
| Oct-04 | | | | |
| Nov-04 | | | | |
| Dec-04 | | | | |

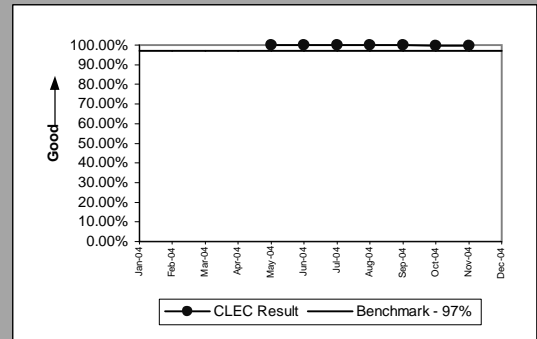


| Unbundled Loops (Analog & NL 2-wire) (Benchmark) | | | | |
|--|----------|------------|-------------|--------|
| Date | CLEC Num | CLEC Denom | CLEC Result | |
| Jan-04 | | 408 | 420 | 97.14% |
| Feb-04 | | 389 | 400 | 97.25% |
| Mar-04 | | 453 | 460 | 98.48% |
| Apr-04 | | 435 | 440 | 98.86% |
| May-04 | | 390 | 400 | 97.50% |
| Jun-04 | | 435 | 440 | 98.86% |
| Jul-04 | | 435 | 440 | 98.86% |
| Aug-04 | | 435 | 440 | 98.86% |
| Sep-04 | | 418 | 420 | 99.52% |
| Oct-04 | | | | |
| Nov-04 | | | | |
| Dec-04 | | | | |

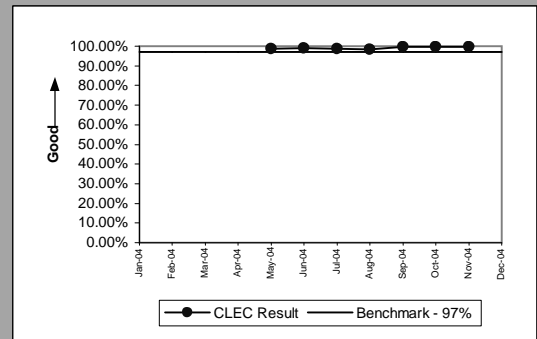


PO-20 (Expanded) Manual Service Order Accuracy (Phase 1)

| Unbundled Loops (Benchmark) | | | |
|-----------------------------|----------|------------|-------------|
| Date | CLEC Num | CLEC Denom | CLEC Result |
| Jan-04 | | | |
| Feb-04 | | | |
| Mar-04 | | | |
| Apr-04 | | | |
| May-04 | | 576 | 100.00% |
| Jun-04 | | 689 | 100.00% |
| Jul-04 | | 813 | 99.88% |
| Aug-04 | | 983 | 100.00% |
| Sep-04 | | 913 | 99.89% |
| Oct-04 | | 942 | 99.79% |
| Nov-04 | | 1050 | 99.72% |
| Dec-04 | | 1053 | |

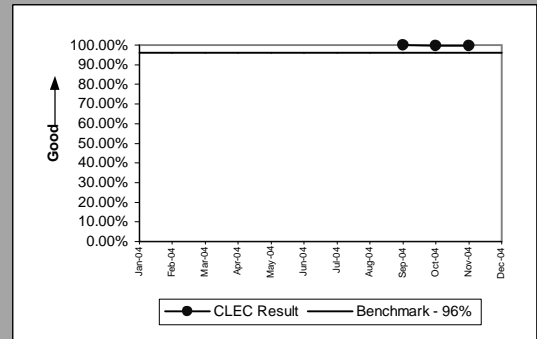


| Resale & UNE-P (POTS) (Benchmark) | | | |
|-----------------------------------|----------|------------|-------------|
| Date | CLEC Num | CLEC Denom | CLEC Result |
| Jan-04 | | | |
| Feb-04 | | | |
| Mar-04 | | | |
| Apr-04 | | | |
| May-04 | | 1499 | 98.68% |
| Jun-04 | | 1926 | 99.18% |
| Jul-04 | | 2015 | 98.63% |
| Aug-04 | | 1980 | 98.31% |
| Sep-04 | | 2266 | 99.60% |
| Oct-04 | | 2740 | 99.56% |
| Nov-04 | | 2666 | 99.55% |
| Dec-04 | | 2678 | |

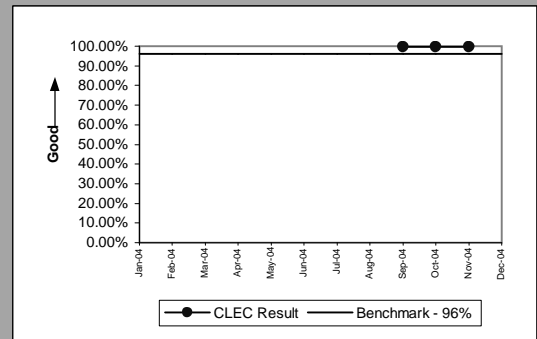


PO-20 (Expanded) Manual Service Order Accuracy (Phase 2)

| Unbundled Loops) (Benchmark) | | | |
|------------------------------|----------|------------|-------------|
| Date | CLEC Num | CLEC Denom | CLEC Result |
| Jan-04 | | | |
| Feb-04 | | | |
| Mar-04 | | | |
| Apr-04 | | | |
| May-04 | | | |
| Jun-04 | | | |
| Jul-04 | | | |
| Aug-04 | | | |
| Sep-04 | 913 | 914 | 99.89% |
| Oct-04 | 942 | 944 | 99.79% |
| Nov-04 | 1050 | 1053 | 99.72% |
| Dec-04 | | | |

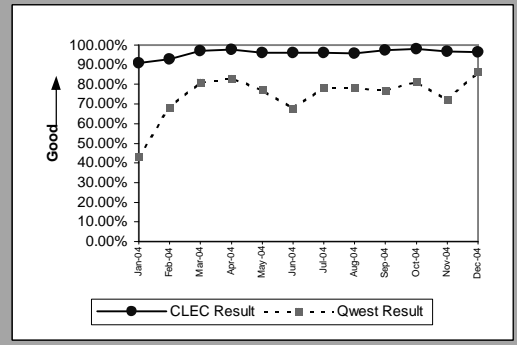


| Resale & UNE-P (POTS) (Benchmark) | | | |
|-----------------------------------|----------|------------|-------------|
| Date | CLEC Num | CLEC Denom | CLEC Result |
| Jan-04 | | | |
| Feb-04 | | | |
| Mar-04 | | | |
| Apr-04 | | | |
| May-04 | | | |
| Jun-04 | | | |
| Jul-04 | | | |
| Aug-04 | | | |
| Sep-04 | 2266 | 2275 | 99.60% |
| Oct-04 | 2740 | 2752 | 99.56% |
| Nov-04 | 2665 | 2678 | 99.51% |
| Dec-04 | | | |



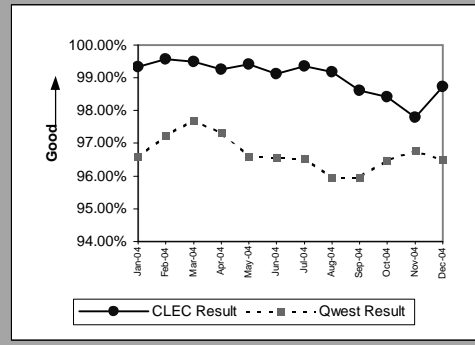
OP-2 - Calls Answered within Twenty Seconds - Interconnect Provisioning Center

| Calls Answered within Twenty Seconds - Interconnect Provisioning Center (Percent) (OP-2) (Parity) | | | | | | |
|---|----------|------------|-------------|-----------|-------------|--------------|
| Date | CLEC Num | CLEC Denom | CLEC Result | Qwest Num | Qwest Denom | Qwest Result |
| Jan-04 | 25305 | 27805 | 91.01% | 1479598 | 3423076 | 43.22% |
| Feb-04 | 27163 | 29265 | 92.82% | 2102532 | 3087161 | 68.11% |
| Mar-04 | 31509 | 32481 | 97.01% | 2595707 | 3201149 | 81.09% |
| Apr-04 | 26634 | 27225 | 97.83% | 2418419 | 2913320 | 83.01% |
| May-04 | 24129 | 25119 | 96.06% | 2093771 | 2711980 | 77.20% |
| Jun-04 | 26447 | 27500 | 96.17% | 2095478 | 3087970 | 67.86% |
| Jul-04 | 23766 | 24692 | 96.25% | 2271706 | 2908955 | 78.09% |
| Aug-04 | 23357 | 24370 | 95.84% | 2208178 | 2825014 | 78.17% |
| Sep-04 | 22116 | 22726 | 97.32% | 2121022 | 2764870 | 76.71% |
| Oct-04 | 22199 | 22648 | 98.02% | 2070335 | 2540565 | 81.49% |
| Nov-04 | 19611 | 20249 | 96.85% | 1744701 | 2420635 | 72.08% |
| Dec-04 | 18047 | 18709 | 96.46% | 1998521 | 2317687 | 86.23% |

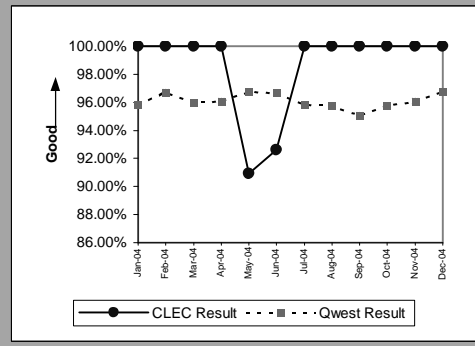


OP-3A - Installation Commitments Met (Percent) - Dispatches within MSAs

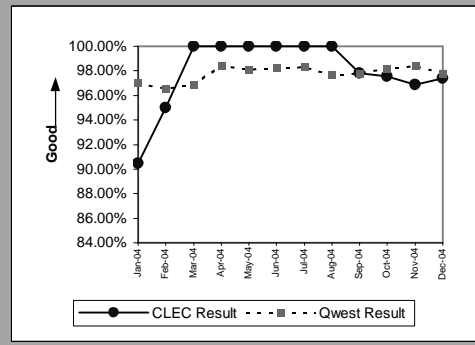
| Residence (Parity) | | | | | | | | | |
|--------------------|----------|------------|-------------|--------------|-----------|-------------|--------------|-----------|------------|
| Date | CLEC Num | CLEC Denom | CLEC Result | CLEC Std Dev | Qwest Num | Qwest Denom | Qwest Result | Mod Z Scr | Parity Scr |
| Jan-04 | 746 | 751 | 99.33% | 8.13% | 7102 | 7353 | 96.59% | -3.95 | -3.4 |
| Feb-04 | 680 | 683 | 99.56% | 6.61% | 7676 | 7895 | 97.23% | -3.56 | -3.17 |
| Mar-04 | 789 | 793 | 99.50% | 7.08% | 8885 | 9094 | 97.70% | -3.23 | -2.97 |
| Apr-04 | 538 | 542 | 99.26% | 8.56% | 8210 | 8436 | 97.32% | -2.71 | -2.65 |
| May-04 | 517 | 520 | 99.42% | 7.57% | 7572 | 7838 | 96.61% | -3.44 | -3.09 |
| Jun-04 | 447 | 451 | 99.11% | 9.38% | 8383 | 8682 | 96.56% | -2.9 | -2.77 |
| Jul-04 | 458 | 461 | 99.35% | 8.04% | 9740 | 10089 | 96.54% | -3.23 | -2.96 |
| Aug-04 | 484 | 488 | 99.18% | 9.02% | 9659 | 10066 | 95.96% | -3.53 | -3.15 |
| Sep-04 | 495 | 502 | 98.61% | 11.73% | 9689 | 10097 | 95.96% | -2.94 | -2.79 |
| Oct-04 | 561 | 570 | 98.42% | 12.47% | 8311 | 8614 | 96.48% | -2.43 | -2.48 |
| Nov-04 | 530 | 542 | 97.79% | 14.71% | 7285 | 7527 | 96.78% | -1.28 | -1.78 |
| Dec-04 | 391 | 396 | 98.74% | 11.17% | 7075 | 7331 | 96.51% | -2.35 | -2.43 |



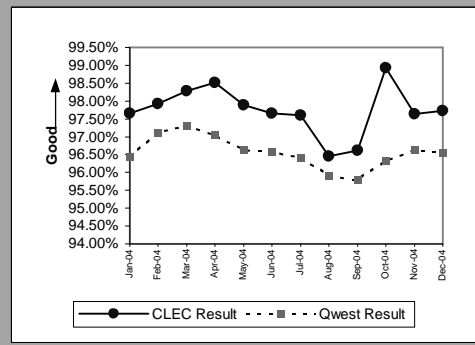
| Business (Parity) | | | | | | | | | |
|-------------------|----------|------------|-------------|--------------|-----------|-------------|--------------|-----------|------------|
| Date | CLEC Num | CLEC Denom | CLEC Result | CLEC Std Dev | Qwest Num | Qwest Denom | Qwest Result | Mod Z Scr | Parity Scr |
| Jan-04 | 5 | 5 | 100.00% | 0.00% | 1949 | 2033 | 95.87% | -0.46 | -1.28 |
| Feb-04 | 4 | 4 | 100.00% | 0.00% | 2079 | 2150 | 96.70% | -0.37 | -1.22 |
| Mar-04 | 3 | 3 | 100.00% | 0.00% | 2613 | 2722 | 96.00% | -0.35 | -1.21 |
| Apr-04 | 10 | 10 | 100.00% | 0.00% | 2270 | 2363 | 96.06% | -0.64 | -1.39 |
| May-04 | 10 | 11 | 90.91% | 28.75% | 2173 | 2246 | 96.75% | 0.92 | -0.44 |
| Jun-04 | 25 | 27 | 92.59% | 26.19% | 2384 | 2466 | 96.67% | 1.07 | -0.35 |
| Jul-04 | 6 | 6 | 100.00% | 0.00% | 2192 | 2287 | 95.85% | -0.51 | -1.31 |
| Aug-04 | 9 | 9 | 100.00% | 0.00% | 2126 | 2220 | 95.77% | -0.63 | -1.38 |
| Sep-04 | 4 | 4 | 100.00% | 0.00% | 2137 | 2248 | 95.06% | -0.46 | -1.28 |
| Oct-04 | 1 | 1 | 100.00% | 0.00% | 2241 | 2340 | 95.77% | -0.21 | -1.13 |
| Nov-04 | 10 | 10 | 100.00% | 0.00% | 2029 | 2112 | 96.07% | -0.64 | -1.39 |
| Dec-04 | 7 | 7 | 100.00% | 0.00% | 1761 | 1820 | 96.76% | -0.48 | -1.29 |



| Qwest DSL (Parity) | | | | | | | | | |
|--------------------|----------|------------|-------------|--------------|-----------|-------------|--------------|-----------|------------|
| Date | CLEC Num | CLEC Denom | CLEC Result | CLEC Std Dev | Qwest Num | Qwest Denom | Qwest Result | Mod Z Scr | Parity Scr |
| Jan-04 | 19 | 21 | 90.48% | 29.35% | 1429 | 1473 | 97.01% | 1.43 | -0.13 |
| Feb-04 | 19 | 20 | 95.00% | 21.79% | 1569 | 1625 | 96.55% | 0.43 | -0.74 |
| Mar-04 | 17 | 17 | 100.00% | 0.00% | 1483 | 1531 | 96.86% | -0.74 | -1.45 |
| Apr-04 | 23 | 23 | 100.00% | 0.00% | 2688 | 2731 | 98.43% | -0.6 | -1.37 |
| May-04 | 41 | 41 | 100.00% | 0.00% | 2784 | 2837 | 98.13% | -0.88 | -1.53 |
| Jun-04 | 38 | 38 | 100.00% | 0.00% | 3344 | 3404 | 98.24% | -0.82 | -1.5 |
| Jul-04 | 33 | 33 | 100.00% | 0.00% | 3253 | 3308 | 98.34% | -0.74 | -1.45 |
| Aug-04 | 33 | 33 | 100.00% | 0.00% | 3111 | 3185 | 97.68% | -0.88 | -1.54 |
| Sep-04 | 45 | 46 | 97.83% | 14.58% | 3367 | 3443 | 97.79% | -0.02 | -1.01 |
| Oct-04 | 40 | 41 | 97.56% | 15.43% | 3085 | 3143 | 98.15% | 0.35 | -0.79 |
| Nov-04 | 31 | 32 | 96.88% | 17.40% | 2833 | 2878 | 98.44% | 0.68 | -0.59 |
| Dec-04 | 37 | 38 | 97.37% | 16.01% | 2991 | 3058 | 97.81% | 0.27 | -0.84 |

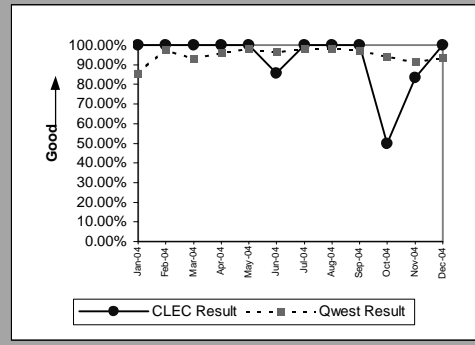


| UNE - P (POTS) (Parity) | | | | | | | | | |
|-------------------------|----------|------------|-------------|--------------|-----------|-------------|--------------|-----------|------------|
| Date | CLEC Num | CLEC Denom | CLEC Result | CLEC Std Dev | Qwest Num | Qwest Denom | Qwest Result | Mod Z Scr | Parity Scr |
| Jan-04 | 208 | 213 | 97.65% | 15.14% | 9051 | 9386 | 96.43% | -0.95 | -1.58 |
| Feb-04 | 235 | 240 | 97.92% | 14.28% | 9755 | 10045 | 97.11% | -0.73 | -1.45 |
| Mar-04 | 400 | 407 | 98.28% | 13.00% | 11498 | 11816 | 97.31% | -1.19 | -1.72 |
| Apr-04 | 530 | 538 | 98.51% | 12.10% | 10480 | 10799 | 97.05% | -1.96 | -2.19 |
| May-04 | 602 | 615 | 97.89% | 14.38% | 9745 | 10084 | 96.64% | -1.67 | -2.01 |
| Jun-04 | 747 | 765 | 97.65% | 15.16% | 10767 | 11148 | 96.58% | -1.57 | -1.95 |
| Jul-04 | 773 | 792 | 97.60% | 15.30% | 11932 | 12376 | 96.41% | -1.74 | -2.06 |
| Aug-04 | 733 | 760 | 96.45% | 18.51% | 11785 | 12286 | 95.92% | -0.71 | -1.43 |
| Sep-04 | 685 | 709 | 96.62% | 18.08% | 11826 | 12345 | 95.80% | -1.06 | -1.64 |
| Oct-04 | 551 | 557 | 98.92% | 10.32% | 10552 | 10954 | 96.33% | -3.17 | -2.93 |
| Nov-04 | 661 | 677 | 97.64% | 15.19% | 9314 | 9639 | 96.63% | -1.41 | -1.85 |
| Dec-04 | 471 | 482 | 97.72% | 14.93% | 8836 | 9151 | 96.56% | -1.36 | -1.83 |

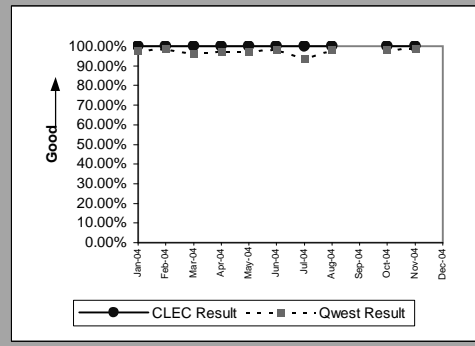


OP-3A - Installation Commitments Met (Percent) - Dispatches within MSAs

| UNE P (Centrex) (Parity) | | | | | | | | | |
|--------------------------|----------|------------|-------------|--------------|-----------|-------------|--------------|-----------|------------|
| Date | CLEC Num | CLEC Denom | CLEC Result | CLEC Std Dev | Qwest Num | Qwest Denom | Qwest Result | Mod Z Scr | Parity Scr |
| Jan-04 | 5 | 5 | 100.00% | 0.00% | 222 | 259 | 85.71% | -0.9 | -1.55 |
| Feb-04 | 4 | 4 | 100.00% | 0.00% | 201 | 206 | 97.57% | -0.31 | -1.19 |
| Mar-04 | 8 | 8 | 100.00% | 0.00% | 269 | 289 | 93.08% | -0.76 | -1.46 |
| Apr-04 | 5 | 5 | 100.00% | 0.00% | 267 | 278 | 96.04% | -0.45 | -1.27 |
| May-04 | 4 | 4 | 100.00% | 0.00% | 186 | 189 | 98.41% | -0.25 | -1.15 |
| Jun-04 | 6 | 7 | 85.71% | 34.99% | 285 | 296 | 96.28% | 1.1 | -0.33 |
| Jul-04 | 4 | 4 | 100.00% | 0.00% | 284 | 289 | 98.27% | -0.26 | -1.16 |
| Aug-04 | 4 | 4 | 100.00% | 0.00% | 229 | 233 | 98.28% | -0.26 | -1.16 |
| Sep-04 | 4 | 4 | 100.00% | 0.00% | 314 | 322 | 97.52% | -0.32 | -1.19 |
| Oct-04 | 1 | 2 | 50.00% | 50.00% | 285 | 303 | 94.06% | 1.56 | -0.05 |
| Nov-04 | 5 | 6 | 83.33% | 37.27% | 425 | 465 | 91.40% | 0.65 | -0.61 |
| Dec-04 | 2 | 2 | 100.00% | 0.00% | 188 | 201 | 93.53% | -0.37 | -1.22 |

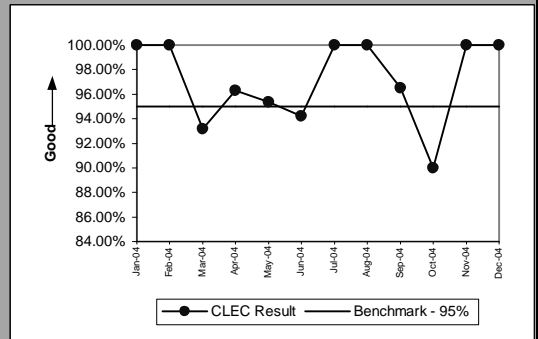


| UNE P (Centrex 21) (Parity) | | | | | | | | | |
|-----------------------------|----------|------------|-------------|--------------|-----------|-------------|--------------|-----------|------------|
| Date | CLEC Num | CLEC Denom | CLEC Result | CLEC Std Dev | Qwest Num | Qwest Denom | Qwest Result | Mod Z Scr | Parity Scr |
| Jan-04 | 1 | 1 | 100.00% | 0.00% | 84 | 86 | 97.67% | -0.15 | -1.09 |
| Feb-04 | 1 | 1 | 100.00% | 0.00% | 77 | 78 | 98.72% | -0.11 | -1.07 |
| Mar-04 | 1 | 1 | 100.00% | 0.00% | 100 | 104 | 96.15% | -0.2 | -1.12 |
| Apr-04 | 2 | 2 | 100.00% | 0.00% | 117 | 120 | 97.50% | -0.22 | -1.14 |
| May-04 | 6 | 6 | 100.00% | 0.00% | 73 | 75 | 97.33% | -0.39 | -1.24 |
| Jun-04 | 4 | 4 | 100.00% | 0.00% | 119 | 121 | 98.35% | -0.26 | -1.16 |
| Jul-04 | 1 | 1 | 100.00% | 0.00% | 102 | 109 | 93.58% | -0.26 | -1.16 |
| Aug-04 | 2 | 2 | 100.00% | 0.00% | 93 | 95 | 97.89% | -0.21 | -1.12 |
| Sep-04 | | | | | | | | | |
| Oct-04 | 2 | 2 | 100.00% | 0.00% | 66 | 67 | 98.51% | -0.17 | -1.1 |
| Nov-04 | 1 | 1 | 100.00% | 0.00% | 71 | 72 | 98.61% | -0.12 | -1.07 |
| Dec-04 | | | | | | | | | |



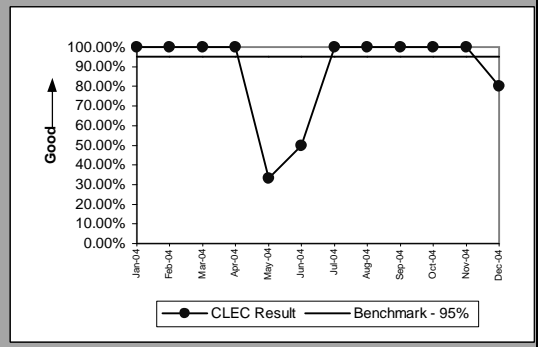
OP-3A - Installation Commitments Met (Percent) - Dispatches within MSAs

| Line Sharing (Benchmark) | | | | | |
|--------------------------|-----------|-------------|-------------|--------------|--|
| Date | Numerator | Denominator | CLEC Result | Standard Dev | |
| Jan-04 | 54 | 54 | 100.00% | 0.00% | |
| Feb-04 | 50 | 50 | 100.00% | 0.00% | |
| Mar-04 | 41 | 44 | 93.18% | 25.21% | |
| Apr-04 | 26 | 27 | 96.30% | 18.89% | |
| May-04 | 41 | 43 | 95.35% | 21.06% | |
| Jun-04 | 49 | 52 | 94.23% | 23.32% | |
| Jul-04 | 43 | 43 | 100.00% | 0.00% | |
| Aug-04 | 60 | 60 | 100.00% | 0.00% | |
| Sep-04 | 55 | 57 | 96.49% | 18.40% | |
| Oct-04 | 9 | 10 | 90.00% | 30.00% | |
| Nov-04 | 4 | 4 | 100.00% | 0.00% | |
| Dec-04 | 3 | 3 | 100.00% | 0.00% | |



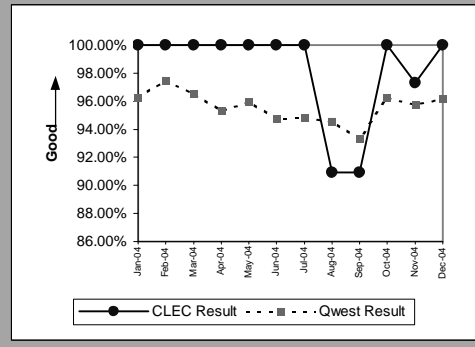
OP-3A - Installation Commitments Met (Percent) - Dispatches within MSAs

| Line Splitting | | | | | |
|----------------|-----------|-------------|-------------|--------------|--|
| Date | Numerator | Denominator | CLEC Result | Standard Dev | |
| Jan-04 | 10 | 10 | 100.00% | 0.00% | |
| Feb-04 | 1 | 1 | 100.00% | 0.00% | |
| Mar-04 | 8 | 8 | 100.00% | 0.00% | |
| Apr-04 | 1 | 1 | 100.00% | 0.00% | |
| May-04 | 1 | 3 | 33.33% | 47.14% | |
| Jun-04 | 1 | 2 | 50.00% | 50.00% | |
| Jul-04 | 3 | 3 | 100.00% | 0.00% | |
| Aug-04 | 7 | 7 | 100.00% | 0.00% | |
| Sep-04 | 4 | 4 | 100.00% | 0.00% | |
| Oct-04 | 4 | 4 | 100.00% | 0.00% | |
| Nov-04 | 2 | 2 | 100.00% | 0.00% | |
| Dec-04 | 4 | 5 | 80.00% | 40.00% | |

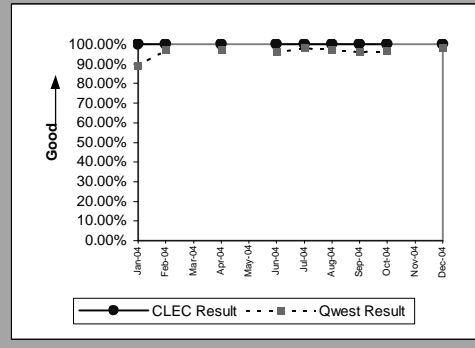


OP-3B - Installation Commitments Met (Percent) - Dispatches outside MSAs

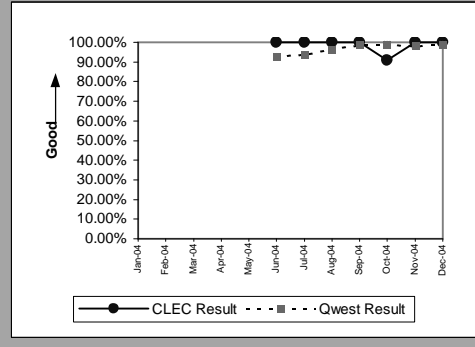
| Residence (Parity) | | | | | | | | | |
|--------------------|----------|------------|-------------|--------------|-----------|-------------|--------------|-----------|------------|
| Date | CLEC Num | CLEC Denom | CLEC Result | CLEC Std Dev | Qwest Num | Qwest Denom | Qwest Result | Mod Z Scr | Parity Scr |
| Jan-04 | 25 | 25 | 100.00% | 0.00% | 1154 | 1199 | 96.25% | -0.98 | -1.59 |
| Feb-04 | 17 | 17 | 100.00% | 0.00% | 1400 | 1436 | 97.49% | -0.66 | -1.4 |
| Mar-04 | 18 | 18 | 100.00% | 0.00% | 1469 | 1522 | 96.52% | -0.8 | -1.49 |
| Apr-04 | 11 | 11 | 100.00% | 0.00% | 1406 | 1475 | 95.32% | -0.73 | -1.45 |
| May-04 | 13 | 13 | 100.00% | 0.00% | 1283 | 1337 | 95.96% | -0.74 | -1.45 |
| Jun-04 | 14 | 14 | 100.00% | 0.00% | 1377 | 1453 | 94.77% | -0.87 | -1.53 |
| Jul-04 | 9 | 9 | 100.00% | 0.00% | 1465 | 1545 | 94.82% | -0.7 | -1.42 |
| Aug-04 | 10 | 11 | 90.91% | 28.75% | 1407 | 1488 | 94.56% | 0.54 | -0.67 |
| Sep-04 | 10 | 11 | 90.91% | 28.75% | 1396 | 1496 | 93.32% | 0.37 | -0.77 |
| Oct-04 | 57 | 57 | 100.00% | 0.00% | 1363 | 1416 | 96.26% | -1.46 | -1.89 |
| Nov-04 | 36 | 37 | 97.30% | 16.22% | 1243 | 1298 | 95.76% | -0.46 | -1.28 |
| Dec-04 | 38 | 38 | 100.00% | 0.00% | 1176 | 1223 | 96.16% | -1.21 | -1.74 |



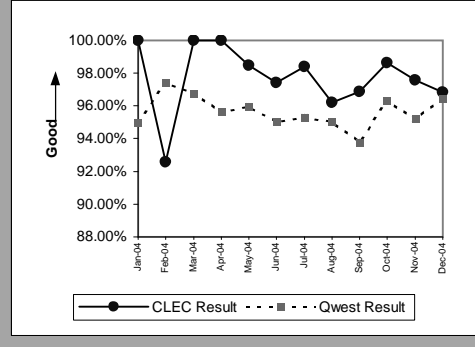
| Business (Parity) | | | | | | | | | |
|-------------------|----------|------------|-------------|--------------|-----------|-------------|--------------|-----------|------------|
| Date | CLEC Num | CLEC Denom | CLEC Result | CLEC Std Dev | Qwest Num | Qwest Denom | Qwest Result | Mod Z Scr | Parity Scr |
| Jan-04 | 4 | 4 | 100.00% | 0.00% | 236 | 264 | 89.39% | -0.68 | -1.42 |
| Feb-04 | 1 | 1 | 100.00% | 0.00% | 287 | 296 | 96.96% | -0.18 | -1.11 |
| Mar-04 | | | | | | | | | |
| Apr-04 | 3 | 3 | 100.00% | 0.00% | 296 | 305 | 97.05% | -0.3 | -1.18 |
| May-04 | | | | | | | | | |
| Jun-04 | 5 | 5 | 100.00% | 0.00% | 301 | 313 | 96.17% | -0.44 | -1.27 |
| Jul-04 | 1 | 1 | 100.00% | 0.00% | 266 | 271 | 98.16% | -0.14 | -1.08 |
| Aug-04 | 1 | 1 | 100.00% | 0.00% | 275 | 282 | 97.52% | -0.16 | -1.1 |
| Sep-04 | 1 | 1 | 100.00% | 0.00% | 282 | 293 | 96.25% | -0.2 | -1.12 |
| Oct-04 | 1 | 1 | 100.00% | 0.00% | 296 | 306 | 96.73% | -0.18 | -1.11 |
| Nov-04 | | | | | | | | | |
| Dec-04 | 1 | 1 | 100.00% | 0.00% | 238 | 243 | 97.94% | -0.14 | -1.09 |



| Qwest DSL (Parity) | | | | | | | | | |
|--------------------|----------|------------|-------------|--------------|-----------|-------------|--------------|-----------|------------|
| Date | CLEC Num | CLEC Denom | CLEC Result | CLEC Std Dev | Qwest Num | Qwest Denom | Qwest Result | Mod Z Scr | Parity Scr |
| Jan-04 | | | | | | | | | |
| Feb-04 | | | | | | | | | |
| Mar-04 | | | | | | | | | |
| Apr-04 | | | | | | | | | |
| May-04 | | | | | | | | | |
| Jun-04 | 1 | 1 | 100.00% | 0.00% | 409 | 441 | 92.74% | -0.28 | -1.17 |
| Jul-04 | 1 | 1 | 100.00% | 0.00% | 433 | 462 | 93.72% | -0.26 | -1.16 |
| Aug-04 | 1 | 1 | 100.00% | 0.00% | 387 | 402 | 96.27% | -0.2 | -1.12 |
| Sep-04 | 2 | 2 | 100.00% | 0.00% | 369 | 374 | 98.66% | -0.16 | -1.1 |
| Oct-04 | 10 | 11 | 90.91% | 28.75% | 379 | 383 | 98.96% | 1.51 | -0.08 |
| Nov-04 | 2 | 2 | 100.00% | 0.00% | 373 | 380 | 98.16% | -0.19 | -1.12 |
| Dec-04 | 2 | 2 | 100.00% | 0.00% | 376 | 380 | 98.95% | -0.15 | -1.09 |

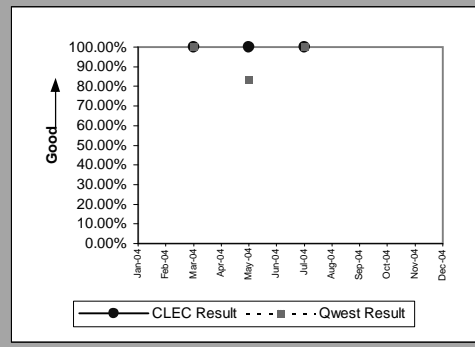


| UNE - P (POTS) (Parity) | | | | | | | | | |
|-------------------------|----------|------------|-------------|--------------|-----------|-------------|--------------|-----------|------------|
| Date | CLEC Num | CLEC Denom | CLEC Result | CLEC Std Dev | Qwest Num | Qwest Denom | Qwest Result | Mod Z Scr | Parity Scr |
| Jan-04 | 24 | 24 | 100.00% | 0.00% | 1390 | 1463 | 95.01% | -1.11 | -1.68 |
| Feb-04 | 25 | 27 | 92.59% | 26.19% | 1687 | 1732 | 97.40% | 1.32 | -0.2 |
| Mar-04 | 51 | 51 | 100.00% | 0.00% | 1764 | 1823 | 96.76% | -1.29 | -1.78 |
| Apr-04 | 46 | 46 | 100.00% | 0.00% | 1702 | 1780 | 95.62% | -1.43 | -1.87 |
| May-04 | 64 | 65 | 98.46% | 12.31% | 1526 | 1590 | 95.97% | -1 | -1.61 |
| Jun-04 | 76 | 78 | 97.44% | 15.81% | 1678 | 1766 | 95.02% | -0.96 | -1.58 |
| Jul-04 | 122 | 124 | 98.39% | 12.60% | 1731 | 1816 | 95.32% | -1.56 | -1.95 |
| Aug-04 | 102 | 106 | 96.23% | 19.06% | 1682 | 1770 | 95.03% | -0.55 | -1.34 |
| Sep-04 | 93 | 96 | 96.88% | 17.40% | 1678 | 1789 | 93.80% | -1.22 | -1.74 |
| Oct-04 | 72 | 73 | 98.63% | 11.62% | 1659 | 1722 | 96.34% | -1.02 | -1.62 |
| Nov-04 | 81 | 83 | 97.59% | 15.33% | 1499 | 1575 | 95.17% | -1 | -1.61 |
| Dec-04 | 61 | 63 | 96.83% | 17.53% | 1414 | 1466 | 96.45% | -0.16 | -1.1 |



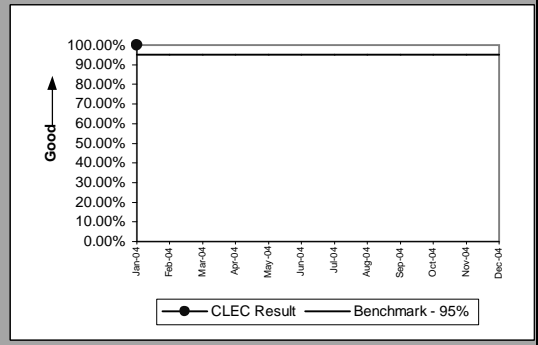
OP-3B - Installation Commitments Met (Percent) - Dispatches outside MSAs

| UNE P (Centrex) (Parity) | | | | | | | | | |
|--------------------------|----------|------------|-------------|--------------|-----------|-------------|--------------|-----------|------------|
| Date | CLEC Num | CLEC Denom | CLEC Result | CLEC Std Dev | Qwest Num | Qwest Denom | Qwest Result | Mod Z Scr | Parity Scr |
| Jan-04 | | | | | | | | | |
| Feb-04 | | | | | | | | | |
| Mar-04 | 1 | 1 | 100.00% | 0.00% | 6 | 6 | 100.00% | N/A | N/A |
| Apr-04 | | | | | | | | | |
| May-04 | 1 | 1 | 100.00% | 0.00% | 5 | 6 | 83.33% | -0.41 | -1.25 |
| Jun-04 | | | | | | | | | |
| Jul-04 | 1 | 1 | 100.00% | 0.00% | 5 | 5 | 100.00% | N/A | N/A |
| Aug-04 | | | | | | | | | |
| Sep-04 | | | | | | | | | |
| Oct-04 | | | | | | | | | |
| Nov-04 | | | | | | | | | |
| Dec-04 | | | | | | | | | |

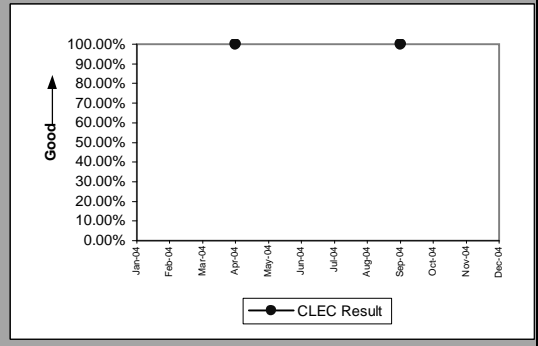


OP-3B - Installation Commitments Met (Percent) - Dispatches outside MSAs

| Line Sharing (Benchmark) | | | | |
|--------------------------|-----------|-------------|-------------|--------------|
| Date | Numerator | Denominator | CLEC Result | Standard Dev |
| Jan-04 | 1 | 1 | 100.00% | 0.00% |
| Feb-04 | | | | |
| Mar-04 | | | | |
| Apr-04 | | | | |
| May-04 | | | | |
| Jun-04 | | | | |
| Jul-04 | | | | |
| Aug-04 | | | | |
| Sep-04 | | | | |
| Oct-04 | | | | |
| Nov-04 | | | | |
| Dec-04 | | | | |

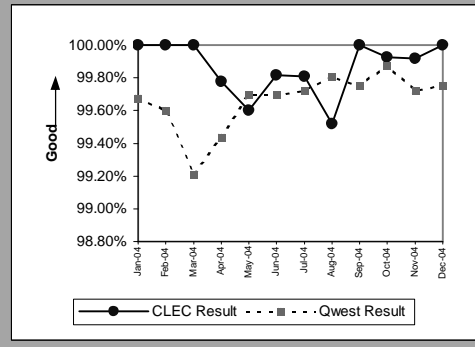


| Sub-Loop Unbundling (Diagnostic) | | | | |
|----------------------------------|-----------|-------------|-------------|--------------|
| Date | Numerator | Denominator | CLEC Result | Standard Dev |
| Jan-04 | | | | |
| Feb-04 | | | | |
| Mar-04 | | | | |
| Apr-04 | 1 | 1 | 100.00% | 0.00% |
| May-04 | | | | |
| Jun-04 | | | | |
| Jul-04 | | | | |
| Aug-04 | | | | |
| Sep-04 | 1 | 1 | 100.00% | 0.00% |
| Oct-04 | | | | |
| Nov-04 | | | | |
| Dec-04 | | | | |

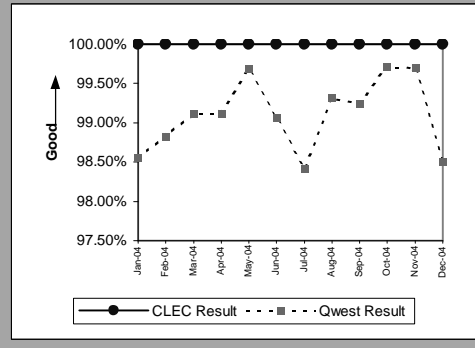


OP-3C - Installation Commitments Met (Percent) - No dispatches

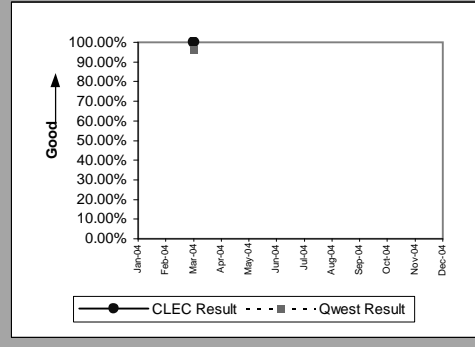
| Residence (Parity) | | | | | | | | | |
|--------------------|----------|------------|-------------|--------------|-----------|-------------|--------------|-----------|------------|
| Date | CLEC Num | CLEC Denom | CLEC Result | CLEC Std Dev | Qwest Num | Qwest Denom | Qwest Result | Mod Z Scr | Parity Scr |
| Jan-04 | 907 | 907 | 100.00% | 0.00% | 22323 | 22396 | 99.67% | -1.69 | -2.03 |
| Feb-04 | 482 | 482 | 100.00% | 0.00% | 22584 | 22674 | 99.60% | -1.37 | -1.83 |
| Mar-04 | 356 | 356 | 100.00% | 0.00% | 25892 | 26098 | 99.21% | -1.67 | -2.02 |
| Apr-04 | 447 | 448 | 99.78% | 4.72% | 26023 | 26170 | 99.44% | -0.95 | -1.58 |
| May-04 | 502 | 504 | 99.60% | 6.29% | 22846 | 22916 | 99.69% | 0.37 | -0.78 |
| Jun-04 | 539 | 540 | 99.81% | 4.30% | 26551 | 26632 | 99.70% | -0.5 | -1.3 |
| Jul-04 | 522 | 523 | 99.81% | 4.37% | 24831 | 24900 | 99.72% | -0.37 | -1.22 |
| Aug-04 | 619 | 622 | 99.52% | 6.93% | 25384 | 25433 | 99.81% | 1.63 | -0.01 |
| Sep-04 | 898 | 898 | 100.00% | 0.00% | 25860 | 25925 | 99.75% | -1.48 | -1.9 |
| Oct-04 | 1371 | 1372 | 99.93% | 2.70% | 22999 | 23028 | 99.87% | -0.54 | -1.33 |
| Nov-04 | 1217 | 1218 | 99.92% | 2.86% | 21414 | 21474 | 99.72% | -1.27 | -1.77 |
| Dec-04 | 1004 | 1004 | 100.00% | 0.00% | 19871 | 19920 | 99.75% | -1.54 | -1.93 |



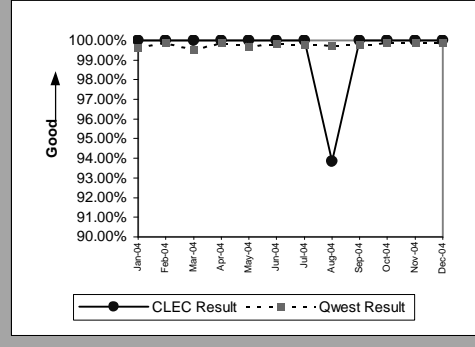
| Business (Parity) | | | | | | | | | |
|-------------------|----------|------------|-------------|--------------|-----------|-------------|--------------|-----------|------------|
| Date | CLEC Num | CLEC Denom | CLEC Result | CLEC Std Dev | Qwest Num | Qwest Denom | Qwest Result | Mod Z Scr | Parity Scr |
| Jan-04 | 5 | 5 | 100.00% | 0.00% | 746 | 757 | 98.55% | -0.27 | -1.16 |
| Feb-04 | 6 | 6 | 100.00% | 0.00% | 675 | 683 | 98.83% | -0.27 | -1.16 |
| Mar-04 | 30 | 30 | 100.00% | 0.00% | 783 | 790 | 99.11% | -0.51 | -1.31 |
| Apr-04 | 8 | 8 | 100.00% | 0.00% | 677 | 683 | 99.12% | -0.26 | -1.16 |
| May-04 | 10 | 10 | 100.00% | 0.00% | 623 | 625 | 99.68% | -0.18 | -1.11 |
| Jun-04 | 9 | 9 | 100.00% | 0.00% | 743 | 750 | 99.07% | -0.29 | -1.18 |
| Jul-04 | 13 | 13 | 100.00% | 0.00% | 746 | 758 | 98.42% | -0.45 | -1.28 |
| Aug-04 | 11 | 11 | 100.00% | 0.00% | 726 | 731 | 99.32% | -0.27 | -1.17 |
| Sep-04 | 5 | 5 | 100.00% | 0.00% | 653 | 658 | 99.24% | -0.19 | -1.12 |
| Oct-04 | 6 | 6 | 100.00% | 0.00% | 706 | 708 | 99.72% | -0.13 | -1.08 |
| Nov-04 | 10 | 10 | 100.00% | 0.00% | 654 | 656 | 99.70% | -0.17 | -1.11 |
| Dec-04 | 20 | 20 | 100.00% | 0.00% | 724 | 735 | 98.50% | -0.54 | -1.33 |



| Centrex 21 (Parity) | | | | | | | | | |
|---------------------|----------|------------|-------------|--------------|-----------|-------------|--------------|-----------|------------|
| Date | CLEC Num | CLEC Denom | CLEC Result | CLEC Std Dev | Qwest Num | Qwest Denom | Qwest Result | Mod Z Scr | Parity Scr |
| Jan-04 | | | | | | | | | |
| Feb-04 | | | | | | | | | |
| Mar-04 | 1 | 1 | 100.00% | 0.00% | 48 | 50 | 96.00% | -0.2 | -1.12 |
| Apr-04 | | | | | | | | | |
| May-04 | | | | | | | | | |
| Jun-04 | | | | | | | | | |
| Jul-04 | | | | | | | | | |
| Aug-04 | | | | | | | | | |
| Sep-04 | | | | | | | | | |
| Oct-04 | | | | | | | | | |
| Nov-04 | | | | | | | | | |
| Dec-04 | | | | | | | | | |

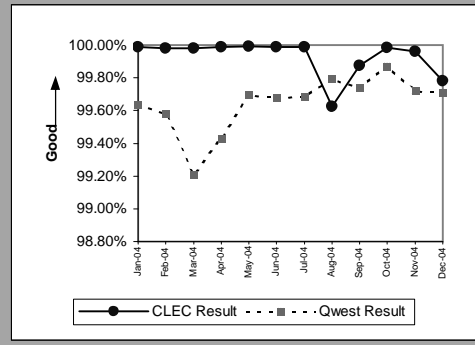


| Qwest DSL (Parity) | | | | | | | | | |
|--------------------|----------|------------|-------------|--------------|-----------|-------------|--------------|-----------|------------|
| Date | CLEC Num | CLEC Denom | CLEC Result | CLEC Std Dev | Qwest Num | Qwest Denom | Qwest Result | Mod Z Scr | Parity Scr |
| Jan-04 | 11 | 11 | 100.00% | 0.00% | 8132 | 8162 | 99.63% | -0.2 | -1.12 |
| Feb-04 | 12 | 12 | 100.00% | 0.00% | 7631 | 7640 | 99.88% | -0.12 | -1.07 |
| Mar-04 | 24 | 24 | 100.00% | 0.00% | 7239 | 7271 | 99.56% | -0.33 | -1.2 |
| Apr-04 | 22 | 22 | 100.00% | 0.00% | 9156 | 9167 | 99.88% | -0.16 | -1.1 |
| May-04 | 87 | 87 | 100.00% | 0.00% | 9047 | 9073 | 99.71% | -0.5 | -1.3 |
| Jun-04 | 173 | 173 | 100.00% | 0.00% | 10037 | 10055 | 99.82% | -0.55 | -1.34 |
| Jul-04 | 43 | 43 | 100.00% | 0.00% | 9301 | 9320 | 99.80% | -0.3 | -1.18 |
| Aug-04 | 61 | 65 | 93.85% | 24.03% | 9625 | 9651 | 99.73% | 4.16 | 1.53 |
| Sep-04 | 5 | 5 | 100.00% | 0.00% | 9457 | 9478 | 99.78% | -0.11 | -1.06 |
| Oct-04 | 18 | 18 | 100.00% | 0.00% | 9755 | 9767 | 99.88% | -0.15 | -1.09 |
| Nov-04 | 21 | 21 | 100.00% | 0.00% | 8966 | 8974 | 99.91% | -0.14 | -1.08 |
| Dec-04 | 25 | 25 | 100.00% | 0.00% | 10735 | 10744 | 99.92% | -0.14 | -1.09 |

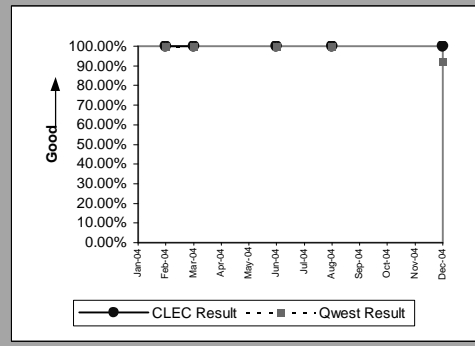


OP-3C - Installation Commitments Met (Percent) - No dispatches

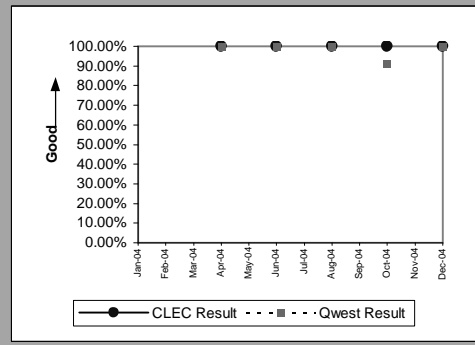
| UNE - P (POTS) (Parity) | | | | | | | | | |
|-------------------------|----------|------------|-------------|--------------|-----------|-------------|--------------|-----------|------------|
| Date | CLEC Num | CLEC Denom | CLEC Result | CLEC Std Dev | Qwest Num | Qwest Denom | Qwest Result | Mod Z Scr | Parity Scr |
| Jan-04 | 7482 | 7483 | 99.99% | 1.16% | 23069 | 23153 | 99.64% | -4.37 | -3.66 |
| Feb-04 | 10140 | 10142 | 99.98% | 1.40% | 23259 | 23357 | 99.58% | -5.2 | -4.16 |
| Mar-04 | 15845 | 15848 | 99.98% | 1.38% | 26675 | 26888 | 99.21% | -8.71 | -6.3 |
| Apr-04 | 16992 | 16994 | 99.99% | 1.08% | 26700 | 26853 | 99.43% | -7.56 | -5.6 |
| May-04 | 15813 | 15814 | 99.99% | 0.80% | 23469 | 23541 | 99.69% | -5.28 | -4.21 |
| Jun-04 | 15047 | 15049 | 99.99% | 1.15% | 27294 | 27382 | 99.68% | -5.36 | -4.26 |
| Jul-04 | 9154 | 9155 | 99.99% | 1.05% | 25577 | 25658 | 99.68% | -4.46 | -3.71 |
| Aug-04 | 5295 | 5315 | 99.62% | 6.12% | 26110 | 26164 | 99.79% | 2.49 | 0.51 |
| Sep-04 | 3963 | 3968 | 99.87% | 3.55% | 26513 | 26583 | 99.74% | -1.57 | -1.96 |
| Oct-04 | 5753 | 5754 | 99.98% | 1.32% | 23705 | 23736 | 99.87% | -2.13 | -2.3 |
| Nov-04 | 5082 | 5084 | 99.96% | 1.98% | 22068 | 22130 | 99.72% | -2.93 | -2.78 |
| Dec-04 | 3631 | 3639 | 99.78% | 4.68% | 20595 | 20655 | 99.71% | -0.73 | -1.44 |



| UNE P (Centrex) (Parity) | | | | | | | | | |
|--------------------------|----------|------------|-------------|--------------|-----------|-------------|--------------|-----------|------------|
| Date | CLEC Num | CLEC Denom | CLEC Result | CLEC Std Dev | Qwest Num | Qwest Denom | Qwest Result | Mod Z Scr | Parity Scr |
| Jan-04 | | | | | | | | | |
| Feb-04 | 4 | 4 | 100.00% | 0.00% | 4 | 4 | 100.00% | N/A | N/A |
| Mar-04 | 1 | 1 | 100.00% | 0.00% | 9 | 9 | 100.00% | N/A | N/A |
| Apr-04 | | | | | | | | | |
| May-04 | | | | | | | | | |
| Jun-04 | 1 | 1 | 100.00% | 0.00% | 5 | 5 | 100.00% | N/A | N/A |
| Jul-04 | | | | | | | | | |
| Aug-04 | 4 | 4 | 100.00% | 0.00% | 4 | 4 | 100.00% | N/A | N/A |
| Sep-04 | | | | | | | | | |
| Oct-04 | | | | | | | | | |
| Nov-04 | | | | | | | | | |
| Dec-04 | 1 | 1 | 100.00% | 0.00% | 12 | 13 | 92.31% | -0.28 | -1.17 |

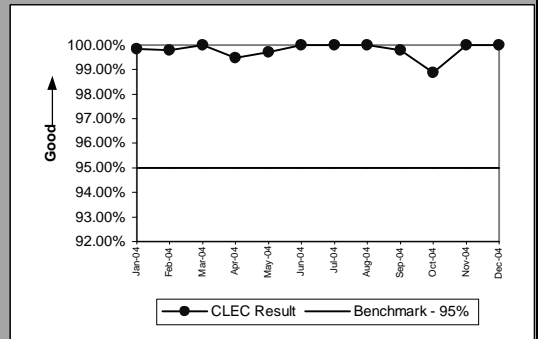


| UNE P (Centrex 21) (Parity) | | | | | | | | | |
|-----------------------------|----------|------------|-------------|--------------|-----------|-------------|--------------|-----------|------------|
| Date | CLEC Num | CLEC Denom | CLEC Result | CLEC Std Dev | Qwest Num | Qwest Denom | Qwest Result | Mod Z Scr | Parity Scr |
| Jan-04 | | | | | | | | | |
| Feb-04 | | | | | | | | | |
| Mar-04 | | | | | | | | | |
| Apr-04 | 1 | 1 | 100.00% | 0.00% | 35 | 35 | 100.00% | N/A | N/A |
| May-04 | | | | | | | | | |
| Jun-04 | 7 | 7 | 100.00% | 0.00% | 41 | 41 | 100.00% | N/A | N/A |
| Jul-04 | | | | | | | | | |
| Aug-04 | 1 | 1 | 100.00% | 0.00% | 43 | 43 | 100.00% | N/A | N/A |
| Sep-04 | | | | | | | | | |
| Oct-04 | 8 | 8 | 100.00% | 0.00% | 31 | 34 | 91.18% | -0.79 | -1.48 |
| Nov-04 | | | | | | | | | |
| Dec-04 | 1 | 1 | 100.00% | 0.00% | 29 | 29 | 100.00% | N/A | N/A |

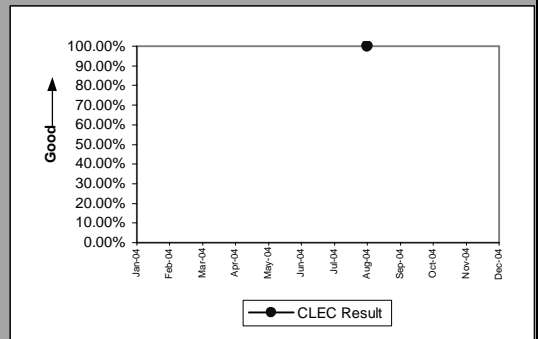


OP-3C - Installation Commitments Met (Percent) - No dispatches

| Line Sharing (Benchmark) | | | | | |
|--------------------------|-----------|-------------|-------------|--------------|--------|
| Date | Numerator | Denominator | CLEC Result | Standard Dev | |
| Jan-04 | | 654 | 655 | 99.85% | 3.90% |
| Feb-04 | | 463 | 464 | 99.78% | 4.64% |
| Mar-04 | | 417 | 417 | 100.00% | 0.00% |
| Apr-04 | | 377 | 379 | 99.47% | 7.25% |
| May-04 | | 360 | 361 | 99.72% | 5.26% |
| Jun-04 | | 416 | 416 | 100.00% | 0.00% |
| Jul-04 | | 348 | 348 | 100.00% | 0.00% |
| Aug-04 | | 434 | 434 | 100.00% | 0.00% |
| Sep-04 | | 474 | 475 | 99.79% | 4.58% |
| Oct-04 | | 88 | 89 | 98.88% | 10.54% |
| Nov-04 | | 8 | 8 | 100.00% | 0.00% |
| Dec-04 | | 9 | 9 | 100.00% | 0.00% |

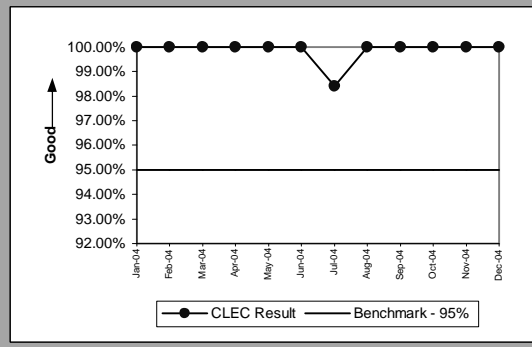


| Sub-Loop Unbundling (Diagnostic) | | | | |
|----------------------------------|-----------|-------------|-------------|--------------|
| Date | Numerator | Denominator | CLEC Result | Standard Dev |
| Jan-04 | | | | |
| Feb-04 | | | | |
| Mar-04 | | | | |
| Apr-04 | | | | |
| May-04 | | | | |
| Jun-04 | | | | |
| Jul-04 | | | | |
| Aug-04 | | 2 | 2 | 100.00% |
| Sep-04 | | | | |
| Oct-04 | | | | |
| Nov-04 | | | | |
| Dec-04 | | | | |



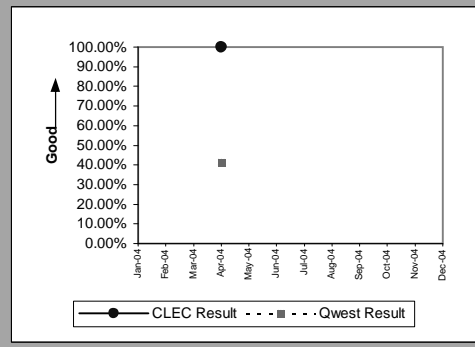
OP-3C - Installation Commitments Met (Percent) - No dispatches

| Line Splitting | | | | | |
|----------------|-----------|-------------|-------------|--------------|--|
| Date | Numerator | Denominator | CLEC Result | Standard Dev | |
| Jan-04 | 90 | 90 | 100.00% | 0.00% | |
| Feb-04 | 46 | 46 | 100.00% | 0.00% | |
| Mar-04 | 40 | 40 | 100.00% | 0.00% | |
| Apr-04 | 26 | 26 | 100.00% | 0.00% | |
| May-04 | 21 | 21 | 100.00% | 0.00% | |
| Jun-04 | 33 | 33 | 100.00% | 0.00% | |
| Jul-04 | 62 | 63 | 98.41% | 12.50% | |
| Aug-04 | 51 | 51 | 100.00% | 0.00% | |
| Sep-04 | 60 | 60 | 100.00% | 0.00% | |
| Oct-04 | 51 | 51 | 100.00% | 0.00% | |
| Nov-04 | 60 | 60 | 100.00% | 0.00% | |
| Dec-04 | 46 | 46 | 100.00% | 0.00% | |

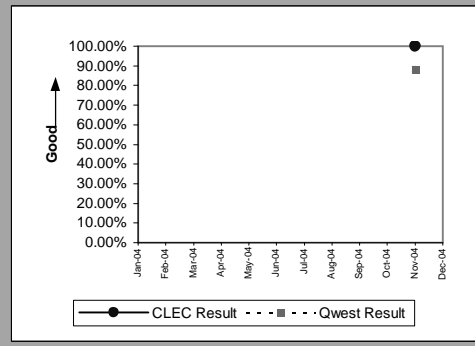


OP-3D - Installation Commitments Met (Percent) - Interval Zone One

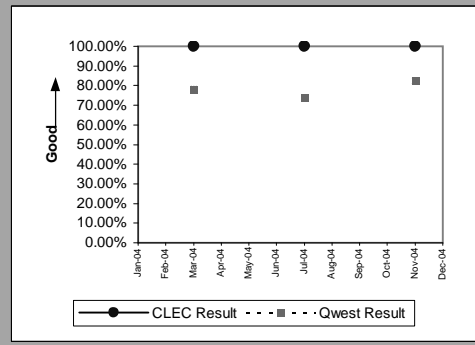
| ISDN Primary (Parity) | | | | | | | | | |
|-----------------------|----------|------------|-------------|--------------|-----------|-------------|--------------|-----------|------------|
| Date | CLEC Num | CLEC Denom | CLEC Result | CLEC Std Dev | Qwest Num | Qwest Denom | Qwest Result | Mod Z Scr | Parity Scr |
| Jan-04 | | | | | | | | | |
| Feb-04 | | | | | | | | | |
| Mar-04 | | | | | | | | | |
| Apr-04 | 3 | 3 | 100.00% | 0.00% | 34 | 82 | 41.46% | -2.02 | -2.23 |
| May-04 | | | | | | | | | |
| Jun-04 | | | | | | | | | |
| Jul-04 | | | | | | | | | |
| Aug-04 | | | | | | | | | |
| Sep-04 | | | | | | | | | |
| Oct-04 | | | | | | | | | |
| Nov-04 | | | | | | | | | |
| Dec-04 | | | | | | | | | |



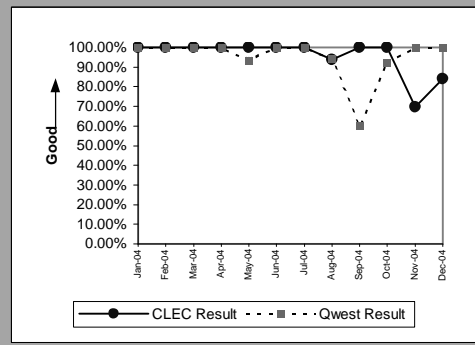
| DS1 (Parity) | | | | | | | | | |
|--------------|----------|------------|-------------|--------------|-----------|-------------|--------------|-----------|------------|
| Date | CLEC Num | CLEC Denom | CLEC Result | CLEC Std Dev | Qwest Num | Qwest Denom | Qwest Result | Mod Z Scr | Parity Scr |
| Jan-04 | | | | | | | | | |
| Feb-04 | | | | | | | | | |
| Mar-04 | | | | | | | | | |
| Apr-04 | | | | | | | | | |
| May-04 | | | | | | | | | |
| Jun-04 | | | | | | | | | |
| Jul-04 | | | | | | | | | |
| Aug-04 | | | | | | | | | |
| Sep-04 | | | | | | | | | |
| Oct-04 | | | | | | | | | |
| Nov-04 | 1 | 1 | 100.00% | 0.00% | 89 | 101 | 88.12% | -0.37 | -1.22 |
| Dec-04 | | | | | | | | | |



| PBX (Parity) | | | | | | | | | |
|--------------|----------|------------|-------------|--------------|-----------|-------------|--------------|-----------|------------|
| Date | CLEC Num | CLEC Denom | CLEC Result | CLEC Std Dev | Qwest Num | Qwest Denom | Qwest Result | Mod Z Scr | Parity Scr |
| Jan-04 | | | | | | | | | |
| Feb-04 | | | | | | | | | |
| Mar-04 | 1 | 1 | 100.00% | 0.00% | 25 | 32 | 78.13% | -0.52 | -1.32 |
| Apr-04 | | | | | | | | | |
| May-04 | | | | | | | | | |
| Jun-04 | | | | | | | | | |
| Jul-04 | 1 | 1 | 100.00% | 0.00% | 14 | 19 | 73.68% | -0.58 | -1.35 |
| Aug-04 | | | | | | | | | |
| Sep-04 | | | | | | | | | |
| Oct-04 | | | | | | | | | |
| Nov-04 | 1 | 1 | 100.00% | 0.00% | 14 | 17 | 82.35% | -0.45 | -1.27 |
| Dec-04 | | | | | | | | | |

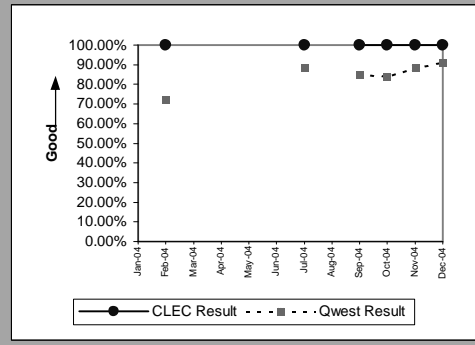


| LIS Trunk (Parity) | | | | | | | | | |
|--------------------|----------|------------|-------------|--------------|-----------|-------------|--------------|-----------|------------|
| Date | CLEC Num | CLEC Denom | CLEC Result | CLEC Std Dev | Qwest Num | Qwest Denom | Qwest Result | Mod Z Scr | Parity Scr |
| Jan-04 | 19 | 19 | 100.00% | 0.00% | 15 | 15 | 100.00% | N/A | N/A |
| Feb-04 | 14 | 14 | 100.00% | 0.00% | 18 | 18 | 100.00% | N/A | N/A |
| Mar-04 | 28 | 28 | 100.00% | 0.00% | 23 | 23 | 100.00% | N/A | N/A |
| Apr-04 | 19 | 19 | 100.00% | 0.00% | 16 | 16 | 100.00% | N/A | N/A |
| May-04 | 14 | 14 | 100.00% | 0.00% | 14 | 15 | 93.33% | -0.72 | -1.44 |
| Jun-04 | 17 | 17 | 100.00% | 0.00% | 41 | 41 | 100.00% | N/A | N/A |
| Jul-04 | 18 | 18 | 100.00% | 0.00% | 10 | 10 | 100.00% | N/A | N/A |
| Aug-04 | 15 | 16 | 93.75% | 24.21% | 16 | 17 | 94.12% | -0.03 | -1.02 |
| Sep-04 | 10 | 10 | 100.00% | 0.00% | 9 | 15 | 60.00% | -2 | -2.22 |
| Oct-04 | 11 | 11 | 100.00% | 0.00% | 12 | 13 | 92.31% | -0.7 | -1.43 |
| Nov-04 | 16 | 23 | 69.57% | 46.01% | 12 | 12 | 100.00% | N/A | 0.28 |
| Dec-04 | 21 | 25 | 84.00% | 36.66% | 4 | 4 | 100.00% | N/A | -0.6 |

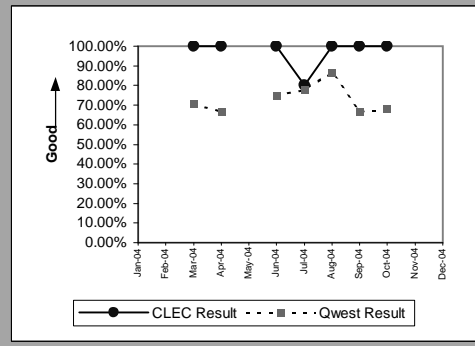


OP-3D - Installation Commitments Met (Percent) - Interval Zone One

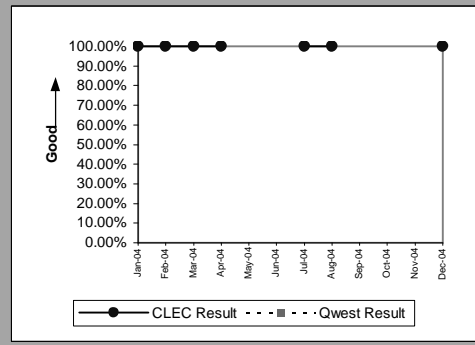
| UDIT DS1) (Parity) | | | | | | | | | |
|--------------------|----------|------------|-------------|--------------|-----------|-------------|--------------|-----------|------------|
| Date | CLEC Num | CLEC Denom | CLEC Result | CLEC Std Dev | Qwest Num | Qwest Denom | Qwest Result | Mod Z Scr | Parity Scr |
| Jan-04 | | | | | | | | | |
| Feb-04 | 2 | 2 | 100.00% | 0.00% | 67 | 93 | 72.04% | -0.87 | -1.53 |
| Mar-04 | | | | | | | | | |
| Apr-04 | | | | | | | | | |
| May-04 | | | | | | | | | |
| Jun-04 | | | | | | | | | |
| Jul-04 | 2 | 2 | 100.00% | 0.00% | 119 | 135 | 88.15% | -0.51 | -1.31 |
| Aug-04 | | | | | | | | | |
| Sep-04 | 2 | 2 | 100.00% | 0.00% | 91 | 107 | 85.05% | -0.59 | -1.36 |
| Oct-04 | 2 | 2 | 100.00% | 0.00% | 94 | 112 | 83.93% | -0.61 | -1.37 |
| Nov-04 | 1 | 1 | 100.00% | 0.00% | 89 | 101 | 88.12% | -0.37 | -1.22 |
| Dec-04 | 2 | 2 | 100.00% | 0.00% | 113 | 124 | 91.13% | -0.44 | -1.27 |



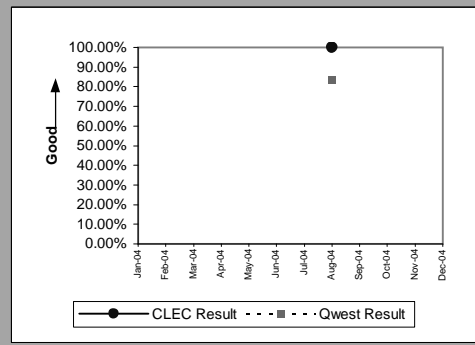
| UDIT Above DS1 Level) (Parity) | | | | | | | | | |
|--------------------------------|----------|------------|-------------|--------------|-----------|-------------|--------------|-----------|------------|
| Date | CLEC Num | CLEC Denom | CLEC Result | CLEC Std Dev | Qwest Num | Qwest Denom | Qwest Result | Mod Z Scr | Parity Scr |
| Jan-04 | | | | | | | | | |
| Feb-04 | | | | | | | | | |
| Mar-04 | 1 | 1 | 100.00% | 0.00% | 24 | 34 | 70.59% | -0.64 | -1.39 |
| Apr-04 | 1 | 1 | 100.00% | 0.00% | 10 | 15 | 66.67% | -0.68 | -1.42 |
| May-04 | | | | | | | | | |
| Jun-04 | 9 | 9 | 100.00% | 0.00% | 15 | 20 | 75.00% | -1.44 | -1.87 |
| Jul-04 | 4 | 5 | 80.00% | 40.00% | 14 | 18 | 77.78% | -0.11 | -1.06 |
| Aug-04 | 3 | 3 | 100.00% | 0.00% | 13 | 15 | 86.67% | -0.62 | -1.38 |
| Sep-04 | 5 | 5 | 100.00% | 0.00% | 12 | 18 | 66.67% | -1.4 | -1.85 |
| Oct-04 | 1 | 1 | 100.00% | 0.00% | 15 | 22 | 68.18% | -0.67 | -1.41 |
| Nov-04 | | | | | | | | | |
| Dec-04 | | | | | | | | | |



| Dark Fiber - IOF) (Diagnostic) | | | | | | | | | |
|--------------------------------|----------|------------|-------------|--------------|-----------|-------------|--------------|-----------|------------|
| Date | CLEC Num | CLEC Denom | CLEC Result | CLEC Std Dev | Qwest Num | Qwest Denom | Qwest Result | Mod Z Scr | Parity Scr |
| Jan-04 | 1 | 1 | 100.00% | 0.00% | | | | | N/A |
| Feb-04 | 1 | 1 | 100.00% | 0.00% | | | | | N/A |
| Mar-04 | 2 | 2 | 100.00% | 0.00% | | | | | N/A |
| Apr-04 | 1 | 1 | 100.00% | 0.00% | | | | | N/A |
| May-04 | | | | | | | | | |
| Jun-04 | | | | | | | | | |
| Jul-04 | 7 | 7 | 100.00% | 0.00% | | | | | N/A |
| Aug-04 | 3 | 3 | 100.00% | 0.00% | | | | | N/A |
| Sep-04 | | | | | | | | | |
| Oct-04 | | | | | | | | | |
| Nov-04 | | | | | | | | | |
| Dec-04 | 1 | 1 | 100.00% | 0.00% | | | | | N/A |

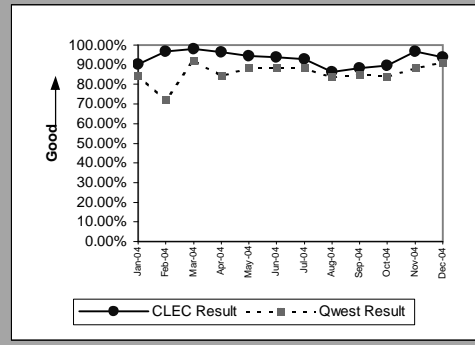


| Unbundled Loop - 4 Wire Non-Loaded) (Parity) | | | | | | | | | |
|--|----------|------------|-------------|--------------|-----------|-------------|--------------|-----------|------------|
| Date | CLEC Num | CLEC Denom | CLEC Result | CLEC Std Dev | Qwest Num | Qwest Denom | Qwest Result | Mod Z Scr | Parity Scr |
| Jan-04 | | | | | | | | | |
| Feb-04 | | | | | | | | | |
| Mar-04 | | | | | | | | | |
| Apr-04 | | | | | | | | | |
| May-04 | | | | | | | | | |
| Jun-04 | | | | | | | | | |
| Jul-04 | | | | | | | | | |
| Aug-04 | 1 | 1 | 100.00% | 0.00% | 72 | 86 | 83.72% | -0.44 | -1.27 |
| Sep-04 | | | | | | | | | |
| Oct-04 | | | | | | | | | |
| Nov-04 | | | | | | | | | |
| Dec-04 | | | | | | | | | |

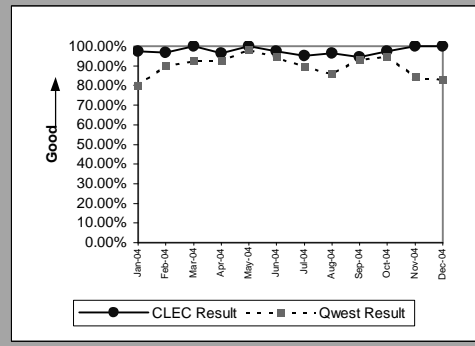


OP-3D - Installation Commitments Met (Percent) - Interval Zone One

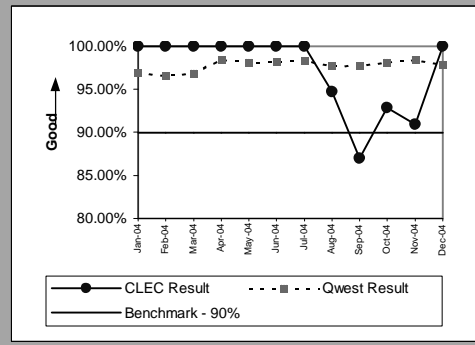
| Unbundled Loop - DS1 Capable (Parity) | | | | | | | | | |
|---------------------------------------|----------|------------|-------------|--------------|-----------|-------------|--------------|-----------|------------|
| Date | CLEC Num | CLEC Denom | CLEC Result | CLEC Std Dev | Qwest Num | Qwest Denom | Qwest Result | Mod Z Scr | Parity Scr |
| Jan-04 | 128 | 142 | 90.14% | 29.81% | 118 | 140 | 84.29% | -1.35 | -1.82 |
| Feb-04 | 92 | 95 | 96.84% | 17.49% | 67 | 93 | 72.04% | -3.79 | -3.3 |
| Mar-04 | 154 | 157 | 98.09% | 13.69% | 105 | 114 | 92.11% | -1.8 | -2.1 |
| Apr-04 | 109 | 113 | 96.46% | 18.48% | 102 | 121 | 84.30% | -2.56 | -2.55 |
| May-04 | 105 | 111 | 94.59% | 22.61% | 68 | 77 | 88.31% | -1.32 | -1.8 |
| Jun-04 | 105 | 112 | 93.75% | 24.21% | 137 | 155 | 88.39% | -1.35 | -1.82 |
| Jul-04 | 114 | 123 | 92.68% | 26.04% | 119 | 135 | 88.15% | -1.13 | -1.68 |
| Aug-04 | 126 | 146 | 86.30% | 34.38% | 72 | 86 | 83.72% | -0.51 | -1.31 |
| Sep-04 | 128 | 145 | 88.28% | 32.17% | 91 | 107 | 85.05% | -0.71 | -1.43 |
| Oct-04 | 110 | 123 | 89.43% | 30.74% | 94 | 112 | 83.93% | -1.15 | -1.7 |
| Nov-04 | 122 | 126 | 96.83% | 17.53% | 89 | 101 | 88.12% | -2.01 | -2.22 |
| Dec-04 | 105 | 112 | 93.75% | 24.21% | 113 | 124 | 91.13% | -0.71 | -1.43 |



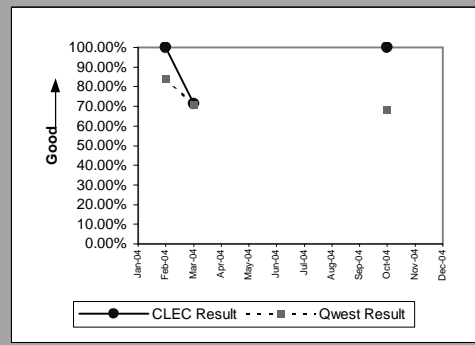
| Unbundled Loop ISDN Capable (Parity) | | | | | | | | | |
|--------------------------------------|----------|------------|-------------|--------------|-----------|-------------|--------------|-----------|------------|
| Date | CLEC Num | CLEC Denom | CLEC Result | CLEC Std Dev | Qwest Num | Qwest Denom | Qwest Result | Mod Z Scr | Parity Scr |
| Jan-04 | 38 | 39 | 97.44% | 15.81% | 48 | 60 | 80.00% | -2.12 | -2.29 |
| Feb-04 | 30 | 31 | 96.77% | 17.67% | 53 | 59 | 89.83% | -1.04 | -1.63 |
| Mar-04 | 33 | 33 | 100.00% | 0.00% | 61 | 66 | 92.42% | -1.34 | -1.82 |
| Apr-04 | 28 | 29 | 96.55% | 18.25% | 101 | 109 | 92.66% | -0.71 | -1.43 |
| May-04 | 38 | 38 | 100.00% | 0.00% | 62 | 63 | 98.41% | -0.62 | -1.38 |
| Jun-04 | 39 | 40 | 97.50% | 15.61% | 51 | 54 | 94.44% | -0.64 | -1.39 |
| Jul-04 | 19 | 20 | 95.00% | 21.79% | 68 | 76 | 89.47% | -0.72 | -1.44 |
| Aug-04 | 28 | 29 | 96.55% | 18.25% | 62 | 72 | 86.11% | -1.37 | -1.83 |
| Sep-04 | 35 | 37 | 94.59% | 22.61% | 41 | 44 | 93.18% | -0.25 | -1.15 |
| Oct-04 | 37 | 38 | 97.37% | 16.01% | 53 | 56 | 94.64% | -0.58 | -1.35 |
| Nov-04 | 35 | 35 | 100.00% | 0.00% | 43 | 51 | 84.31% | -1.97 | -2.19 |
| Dec-04 | 29 | 29 | 100.00% | 0.00% | 34 | 41 | 82.93% | -1.87 | -2.14 |



| Unbundled Loop - ADSL Qualified (Benchmark) | | | | | | | | | |
|---|----------|------------|-------------|--------------|-----------|-------------|--------------|-----------|------------|
| Date | CLEC Num | CLEC Denom | CLEC Result | CLEC Std Dev | Qwest Num | Qwest Denom | Qwest Result | Mod Z Scr | Parity Scr |
| Jan-04 | 15 | 15 | 100.00% | 0.00% | 1431 | 1476 | 96.95% | -0.68 | -1.42 |
| Feb-04 | 9 | 9 | 100.00% | 0.00% | 1574 | 1630 | 96.56% | -0.56 | -1.34 |
| Mar-04 | 11 | 11 | 100.00% | 0.00% | 1485 | 1533 | 96.87% | -0.59 | -1.36 |
| Apr-04 | 15 | 15 | 100.00% | 0.00% | 2689 | 2732 | 98.43% | -0.49 | -1.3 |
| May-04 | 21 | 21 | 100.00% | 0.00% | 2784 | 2837 | 98.13% | -0.63 | -1.38 |
| Jun-04 | 15 | 15 | 100.00% | 0.00% | 3348 | 3408 | 98.24% | -0.52 | -1.31 |
| Jul-04 | 19 | 19 | 100.00% | 0.00% | 3255 | 3310 | 98.34% | -0.56 | -1.34 |
| Aug-04 | 18 | 19 | 94.74% | 22.33% | 3115 | 3189 | 97.68% | 0.78 | -0.53 |
| Sep-04 | 20 | 23 | 86.96% | 33.68% | 3372 | 3448 | 97.80% | 2.45 | 0.49 |
| Oct-04 | 26 | 28 | 92.86% | 25.75% | 3086 | 3144 | 98.16% | 1.61 | -0.02 |
| Nov-04 | 10 | 11 | 90.91% | 28.75% | 2834 | 2879 | 98.44% | 1.37 | -0.17 |
| Dec-04 | 18 | 18 | 100.00% | 0.00% | 2991 | 3058 | 97.81% | -0.63 | -1.38 |

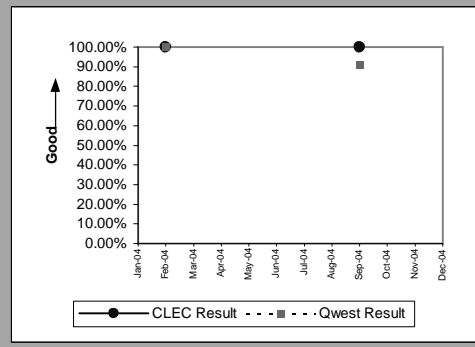


| Unbundled Loop - DS3 Capable (Parity) | | | | | | | | | |
|---------------------------------------|----------|------------|-------------|--------------|-----------|-------------|--------------|-----------|------------|
| Date | CLEC Num | CLEC Denom | CLEC Result | CLEC Std Dev | Qwest Num | Qwest Denom | Qwest Result | Mod Z Scr | Parity Scr |
| Jan-04 | | | | | | | | | |
| Feb-04 | 5 | 5 | 100.00% | 0.00% | 21 | 25 | 84.00% | -0.89 | -1.54 |
| Mar-04 | 5 | 7 | 71.43% | 45.18% | 24 | 34 | 70.59% | -0.04 | -1.03 |
| Apr-04 | | | | | | | | | |
| May-04 | | | | | | | | | |
| Jun-04 | | | | | | | | | |
| Jul-04 | | | | | | | | | |
| Aug-04 | | | | | | | | | |
| Sep-04 | | | | | | | | | |
| Oct-04 | 1 | 1 | 100.00% | 0.00% | 15 | 22 | 68.18% | -0.67 | -1.41 |
| Nov-04 | | | | | | | | | |
| Dec-04 | | | | | | | | | |

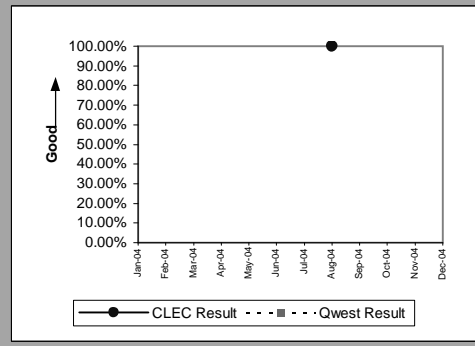


OP-3D - Installation Commitments Met (Percent) - Interval Zone One

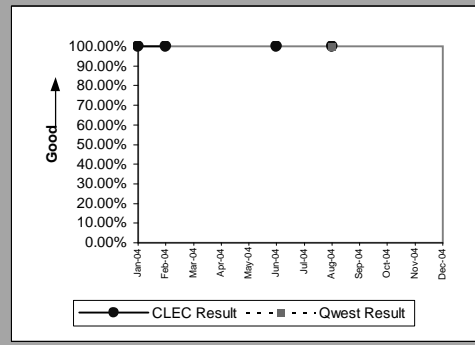
| Qwest DSL (Parity) | | | | | | | | | |
|--------------------|----------|------------|-------------|--------------|-----------|-------------|--------------|-----------|------------|
| Date | CLEC Num | CLEC Denom | CLEC Result | CLEC Std Dev | Qwest Num | Qwest Denom | Qwest Result | Mod Z Scr | Parity Scr |
| Jan-04 | | | | | | | | | |
| Feb-04 | 3 | 3 | 100.00% | 0.00% | 9 | 9 | 100.00% | N/A | N/A |
| Mar-04 | | | | | | | | | |
| Apr-04 | | | | | | | | | |
| May-04 | | | | | | | | | |
| Jun-04 | | | | | | | | | |
| Jul-04 | | | | | | | | | |
| Aug-04 | | | | | | | | | |
| Sep-04 | 2 | 2 | 100.00% | 0.00% | 10 | 11 | 90.91% | -0.41 | -1.25 |
| Oct-04 | | | | | | | | | |
| Nov-04 | | | | | | | | | |
| Dec-04 | | | | | | | | | |



| Dark Fiber - Loop (Diagnostic) | | | | | | | | | |
|--------------------------------|----------|------------|-------------|--------------|-----------|-------------|--------------|-----------|------------|
| Date | CLEC Num | CLEC Denom | CLEC Result | CLEC Std Dev | Qwest Num | Qwest Denom | Qwest Result | Mod Z Scr | Parity Scr |
| Jan-04 | | | | | | | | | |
| Feb-04 | | | | | | | | | |
| Mar-04 | | | | | | | | | |
| Apr-04 | | | | | | | | | |
| May-04 | | | | | | | | | |
| Jun-04 | | | | | | | | | |
| Jul-04 | | | | | | | | | |
| Aug-04 | 1 | 1 | 100.00% | 0.00% | | | | | N/A |
| Sep-04 | | | | | | | | | |
| Oct-04 | | | | | | | | | |
| Nov-04 | | | | | | | | | |
| Dec-04 | | | | | | | | | |

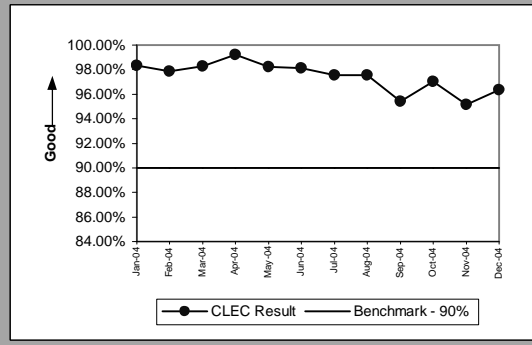


| E911 (Parity) | | | | | | | | | |
|---------------|----------|------------|-------------|--------------|-----------|-------------|--------------|-----------|------------|
| Date | CLEC Num | CLEC Denom | CLEC Result | CLEC Std Dev | Qwest Num | Qwest Denom | Qwest Result | Mod Z Scr | Parity Scr |
| Jan-04 | 1 | 1 | 100.00% | 0.00% | | | | | N/A |
| Feb-04 | 1 | 1 | 100.00% | 0.00% | | | | | N/A |
| Mar-04 | | | | | | | | | |
| Apr-04 | | | | | | | | | |
| May-04 | | | | | | | | | |
| Jun-04 | 1 | 1 | 100.00% | 0.00% | | | | | N/A |
| Jul-04 | | | | | | | | | |
| Aug-04 | 4 | 4 | 100.00% | 0.00% | 2 | 2 | 100.00% | N/A | N/A |
| Sep-04 | | | | | | | | | |
| Oct-04 | | | | | | | | | |
| Nov-04 | | | | | | | | | |
| Dec-04 | | | | | | | | | |

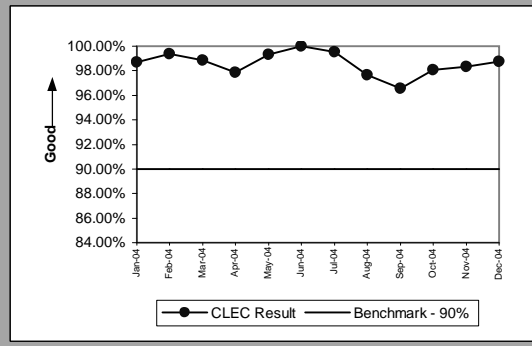


OP-3D - Installation Commitments Met (Percent) - Interval Zone One

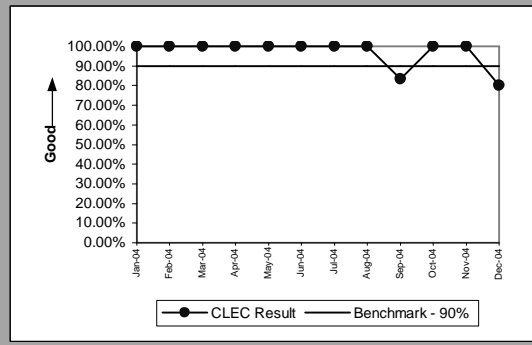
| Unbundled Loop Analog (Benchmark) | | | | | |
|-----------------------------------|-----|-------|-------------|--------------|--------|
| Date | Num | Denom | CLEC Result | Standard Dev | |
| Jan-04 | | 1065 | 1083 | 98.34% | 12.78% |
| Feb-04 | | 1044 | 1067 | 97.84% | 14.52% |
| Mar-04 | | 1202 | 1223 | 98.28% | 12.99% |
| Apr-04 | | 1261 | 1271 | 99.21% | 8.84% |
| May-04 | | 1179 | 1200 | 98.25% | 13.11% |
| Jun-04 | | 1248 | 1272 | 98.11% | 13.61% |
| Jul-04 | | 1431 | 1467 | 97.55% | 15.47% |
| Aug-04 | | 1282 | 1314 | 97.56% | 15.41% |
| Sep-04 | | 1207 | 1265 | 95.42% | 20.92% |
| Oct-04 | | 1268 | 1307 | 97.02% | 17.01% |
| Nov-04 | | 1141 | 1199 | 95.16% | 21.46% |
| Dec-04 | | 1183 | 1228 | 96.34% | 18.79% |



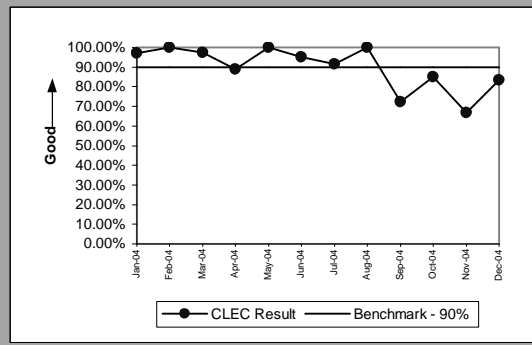
| Unbundled Loop - 2 Wire Non-Loaded (Benchmark) | | | | | |
|--|-----|-------|-------------|--------------|--------|
| Date | Num | Denom | CLEC Result | Standard Dev | |
| Jan-04 | | 151 | 153 | 98.69% | 11.36% |
| Feb-04 | | 158 | 159 | 99.37% | 7.91% |
| Mar-04 | | 170 | 172 | 98.84% | 10.72% |
| Apr-04 | | 139 | 142 | 97.89% | 14.38% |
| May-04 | | 145 | 146 | 99.32% | 8.25% |
| Jun-04 | | 136 | 136 | 100.00% | 0.00% |
| Jul-04 | | 223 | 224 | 99.55% | 6.67% |
| Aug-04 | | 294 | 301 | 97.67% | 15.07% |
| Sep-04 | | 363 | 376 | 96.54% | 18.27% |
| Oct-04 | | 402 | 410 | 98.05% | 13.83% |
| Nov-04 | | 410 | 417 | 98.32% | 12.85% |
| Dec-04 | | 314 | 318 | 98.74% | 11.14% |



| Unbundled Loop - XDSL (Benchmark) | | | | | |
|-----------------------------------|-----|-------|-------------|--------------|--------|
| Date | Num | Denom | CLEC Result | Standard Dev | |
| Jan-04 | | 4 | 4 | 100.00% | 0.00% |
| Feb-04 | | 4 | 4 | 100.00% | 0.00% |
| Mar-04 | | 5 | 5 | 100.00% | 0.00% |
| Apr-04 | | 4 | 4 | 100.00% | 0.00% |
| May-04 | | 11 | 11 | 100.00% | 0.00% |
| Jun-04 | | 4 | 4 | 100.00% | 0.00% |
| Jul-04 | | 5 | 5 | 100.00% | 0.00% |
| Aug-04 | | 4 | 4 | 100.00% | 0.00% |
| Sep-04 | | 5 | 6 | 83.33% | 37.27% |
| Oct-04 | | 9 | 9 | 100.00% | 0.00% |
| Nov-04 | | 4 | 4 | 100.00% | 0.00% |
| Dec-04 | | 4 | 5 | 80.00% | 40.00% |

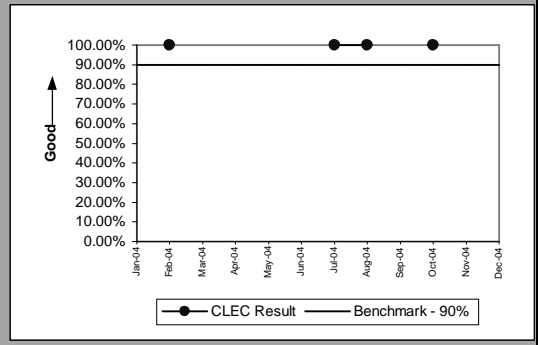


| Unbundled Loop Conditioned (Benchmark) | | | | | |
|--|-----|-------|-------------|--------------|--------|
| Date | Num | Denom | CLEC Result | Standard Dev | |
| Jan-04 | | 33 | 34 | 97.06% | 16.90% |
| Feb-04 | | 14 | 14 | 100.00% | 0.00% |
| Mar-04 | | 37 | 38 | 97.37% | 16.01% |
| Apr-04 | | 8 | 9 | 88.89% | 31.43% |
| May-04 | | 12 | 12 | 100.00% | 0.00% |
| Jun-04 | | 20 | 21 | 95.24% | 21.30% |
| Jul-04 | | 11 | 12 | 91.67% | 27.64% |
| Aug-04 | | 17 | 17 | 100.00% | 0.00% |
| Sep-04 | | 13 | 18 | 72.22% | 44.79% |
| Oct-04 | | 17 | 20 | 85.00% | 35.71% |
| Nov-04 | | 6 | 9 | 66.67% | 47.14% |
| Dec-04 | | 10 | 12 | 83.33% | 37.27% |

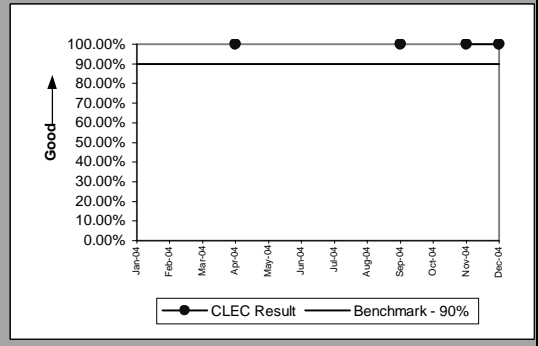


OP-3D - Installation Commitments Met (Percent) - Interval Zone One

| Enhanced Extended Loops - DS0 Capable (Diagnostic) | | | | | |
|--|-----|-------|-------------|--------------|-------|
| Date | Num | Denom | CLEC Result | Standard Dev | |
| Jan-04 | | | | | |
| Feb-04 | | 5 | 5 | 100.00% | 0.00% |
| Mar-04 | | | | | |
| Apr-04 | | | | | |
| May-04 | | | | | |
| Jun-04 | | | | | |
| Jul-04 | 2 | | 2 | 100.00% | 0.00% |
| Aug-04 | 2 | | 2 | 100.00% | 0.00% |
| Sep-04 | | | | | |
| Oct-04 | 8 | | 8 | 100.00% | 0.00% |
| Nov-04 | | | | | |
| Dec-04 | | | | | |

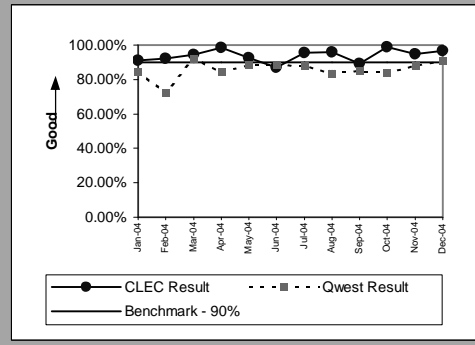


| Enhanced Extended Loops - DS3 Capable (Diagnostic) | | | | | |
|--|-----|-------|-------------|--------------|-------|
| Date | Num | Denom | CLEC Result | Standard Dev | |
| Jan-04 | | | | | |
| Feb-04 | | | | | |
| Mar-04 | | | | | |
| Apr-04 | 1 | | 1 | 100.00% | 0.00% |
| May-04 | | | | | |
| Jun-04 | | | | | |
| Jul-04 | | | | | |
| Aug-04 | | | | | |
| Sep-04 | 1 | | 1 | 100.00% | 0.00% |
| Oct-04 | | | | | |
| Nov-04 | 2 | | 2 | 100.00% | 0.00% |
| Dec-04 | 1 | | 1 | 100.00% | 0.00% |



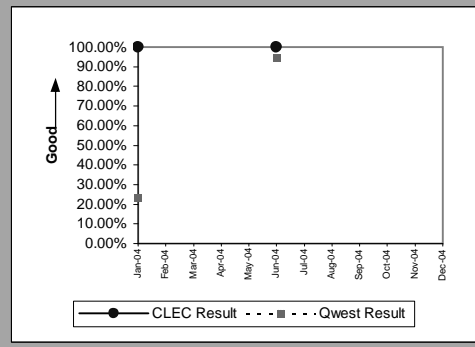
OP-3D - Installation Commitments Met (Percent) - Interval Zone One

| Enhanced Extended Loops - DS1 Capable (Benchmark) | | | | | | | | | |
|---|----------|------------|-------------|--------------|-----------|-------------|--------------|-----------|------------|
| Date | CLEC Num | CLEC Denom | CLEC Result | CLEC Std Dev | Qwest Num | Qwest Denom | Qwest Result | Mod Z Scr | Parity Scr |
| Jan-04 | 30 | 33 | 90.91% | 28.75% | 118 | 140 | 84.29% | -0.94 | -1.57 |
| Feb-04 | 36 | 39 | 92.31% | 26.65% | 67 | 93 | 72.04% | -2.37 | -2.44 |
| Mar-04 | 52 | 55 | 94.55% | 22.71% | 105 | 114 | 92.11% | -0.55 | -1.34 |
| Apr-04 | 67 | 68 | 98.53% | 12.04% | 102 | 121 | 84.30% | -2.58 | -2.57 |
| May-04 | 49 | 53 | 92.45% | 26.42% | 68 | 77 | 88.31% | -0.72 | -1.44 |
| Jun-04 | 61 | 70 | 87.14% | 33.47% | 137 | 155 | 88.39% | 0.27 | -0.84 |
| Jul-04 | 43 | 45 | 95.56% | 20.61% | 119 | 135 | 88.15% | -1.33 | -1.81 |
| Aug-04 | 45 | 47 | 95.74% | 20.18% | 72 | 86 | 83.72% | -1.8 | -2.09 |
| Sep-04 | 74 | 83 | 89.16% | 31.09% | 91 | 107 | 85.05% | -0.79 | -1.48 |
| Oct-04 | 95 | 96 | 98.96% | 10.15% | 94 | 112 | 83.93% | -2.94 | -2.79 |
| Nov-04 | 56 | 59 | 94.92% | 21.97% | 89 | 101 | 88.12% | -1.28 | -1.78 |
| Dec-04 | 88 | 91 | 96.70% | 17.86% | 113 | 124 | 91.13% | -1.42 | -1.86 |

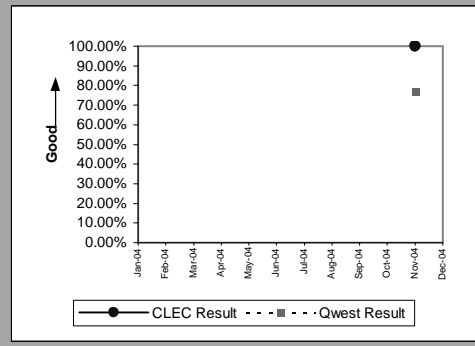


OP-3E - Installation Commitments Met (Percent) - Interval Zone Two

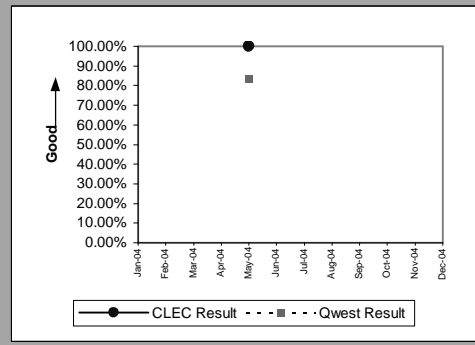
| ISDN Primary (Parity) | | | | | | | | | |
|-----------------------|----------|------------|-------------|--------------|-----------|-------------|--------------|-----------|------------|
| Date | CLEC Num | CLEC Denom | CLEC Result | CLEC Std Dev | Qwest Num | Qwest Denom | Qwest Result | Mod Z Scr | Parity Scr |
| Jan-04 | 1 | 1 | 100.00% | 0.00% | 4 | 17 | 23.53% | -1.75 | -2.07 |
| Feb-04 | | | | | | | | | |
| Mar-04 | | | | | | | | | |
| Apr-04 | | | | | | | | | |
| May-04 | | | | | | | | | |
| Jun-04 | 2 | 2 | 100.00% | 0.00% | 249 | 264 | 94.32% | -0.35 | -1.21 |
| Jul-04 | | | | | | | | | |
| Aug-04 | | | | | | | | | |
| Sep-04 | | | | | | | | | |
| Oct-04 | | | | | | | | | |
| Nov-04 | | | | | | | | | |
| Dec-04 | | | | | | | | | |



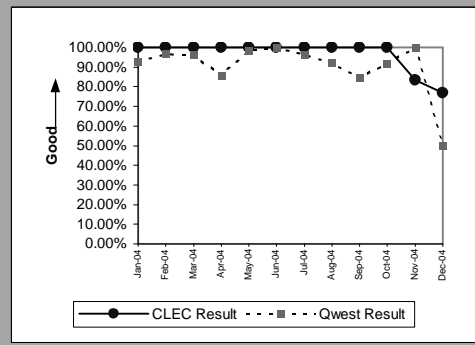
| DS0 (Parity) | | | | | | | | | |
|--------------|----------|------------|-------------|--------------|-----------|-------------|--------------|-----------|------------|
| Date | CLEC Num | CLEC Denom | CLEC Result | CLEC Std Dev | Qwest Num | Qwest Denom | Qwest Result | Mod Z Scr | Parity Scr |
| Jan-04 | | | | | | | | | |
| Feb-04 | | | | | | | | | |
| Mar-04 | | | | | | | | | |
| Apr-04 | | | | | | | | | |
| May-04 | | | | | | | | | |
| Jun-04 | | | | | | | | | |
| Jul-04 | | | | | | | | | |
| Aug-04 | | | | | | | | | |
| Sep-04 | | | | | | | | | |
| Oct-04 | | | | | | | | | |
| Nov-04 | 9 | 9 | 100.00% | 0.00% | 53 | 69 | 76.81% | -1.55 | -1.94 |
| Dec-04 | | | | | | | | | |



| DS1 (Parity) | | | | | | | | | |
|--------------|----------|------------|-------------|--------------|-----------|-------------|--------------|-----------|------------|
| Date | CLEC Num | CLEC Denom | CLEC Result | CLEC Std Dev | Qwest Num | Qwest Denom | Qwest Result | Mod Z Scr | Parity Scr |
| Jan-04 | | | | | | | | | |
| Feb-04 | | | | | | | | | |
| Mar-04 | | | | | | | | | |
| Apr-04 | | | | | | | | | |
| May-04 | 1 | 1 | 100.00% | 0.00% | 103 | 123 | 83.74% | -0.44 | -1.27 |
| Jun-04 | | | | | | | | | |
| Jul-04 | | | | | | | | | |
| Aug-04 | | | | | | | | | |
| Sep-04 | | | | | | | | | |
| Oct-04 | | | | | | | | | |
| Nov-04 | | | | | | | | | |
| Dec-04 | | | | | | | | | |

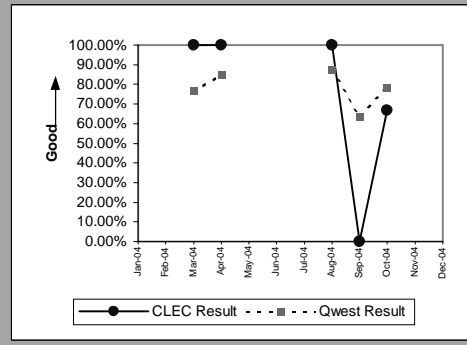


| LIS Trunk (Parity) | | | | | | | | | |
|--------------------|----------|------------|-------------|--------------|-----------|-------------|--------------|-----------|------------|
| Date | CLEC Num | CLEC Denom | CLEC Result | CLEC Std Dev | Qwest Num | Qwest Denom | Qwest Result | Mod Z Scr | Parity Scr |
| Jan-04 | 11 | 11 | 100.00% | 0.00% | 13 | 14 | 92.86% | -0.69 | -1.42 |
| Feb-04 | 4 | 4 | 100.00% | 0.00% | 29 | 30 | 96.67% | -0.35 | -1.21 |
| Mar-04 | 11 | 11 | 100.00% | 0.00% | 25 | 26 | 96.15% | -0.56 | -1.34 |
| Apr-04 | 10 | 10 | 100.00% | 0.00% | 18 | 21 | 85.71% | -1.06 | -1.65 |
| May-04 | 5 | 5 | 100.00% | 0.00% | 59 | 60 | 98.33% | -0.28 | -1.17 |
| Jun-04 | 8 | 8 | 100.00% | 0.00% | 36 | 36 | 100.00% | N/A | N/A |
| Jul-04 | 13 | 13 | 100.00% | 0.00% | 27 | 28 | 96.43% | -0.57 | -1.35 |
| Aug-04 | 7 | 7 | 100.00% | 0.00% | 12 | 13 | 92.31% | -0.62 | -1.37 |
| Sep-04 | 8 | 8 | 100.00% | 0.00% | 22 | 26 | 84.62% | -1.05 | -1.64 |
| Oct-04 | 1 | 1 | 100.00% | 0.00% | 34 | 37 | 91.89% | -0.29 | -1.18 |
| Nov-04 | 5 | 6 | 83.33% | 37.27% | 13 | 13 | 100.00% | N/A | -0.38 |
| Dec-04 | 10 | 13 | 76.92% | 42.13% | 5 | 10 | 50.00% | -1.28 | -1.78 |

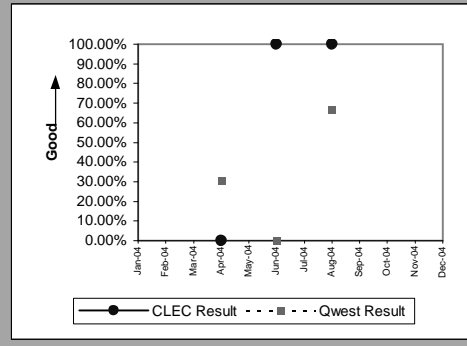


OP-3E - Installation Commitments Met (Percent) - Interval Zone Two

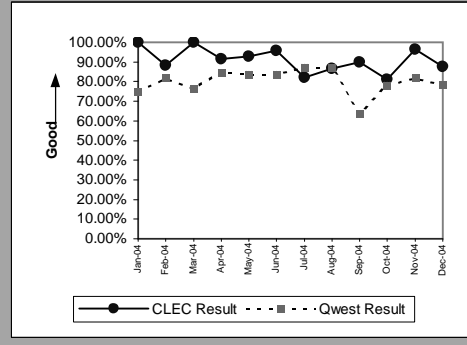
| UDIT DS1) (Parity) | | | | | | | | | |
|--------------------|----------|------------|-------------|--------------|-----------|-------------|--------------|-----------|------------|
| Date | CLEC Num | CLEC Denom | CLEC Result | CLEC Std Dev | Qwest Num | Qwest Denom | Qwest Result | Mod Z Scr | Parity Scr |
| Jan-04 | | | | | | | | | |
| Feb-04 | | | | | | | | | |
| Mar-04 | 1 | 1 | 100.00% | 0.00% | 123 | 161 | 76.40% | -0.55 | -1.34 |
| Apr-04 | 2 | 2 | 100.00% | 0.00% | 181 | 214 | 84.58% | -0.6 | -1.37 |
| May-04 | | | | | | | | | |
| Jun-04 | | | | | | | | | |
| Jul-04 | | | | | | | | | |
| Aug-04 | 1 | 1 | 100.00% | 0.00% | 75 | 86 | 87.21% | -0.38 | -1.23 |
| Sep-04 | 0 | 1 | 0.00% | 0.00% | 85 | 134 | 63.43% | 0.9 | -0.45 |
| Oct-04 | 2 | 3 | 66.67% | 47.14% | 139 | 178 | 78.09% | 0.43 | -0.74 |
| Nov-04 | | | | | | | | | |
| Dec-04 | | | | | | | | | |



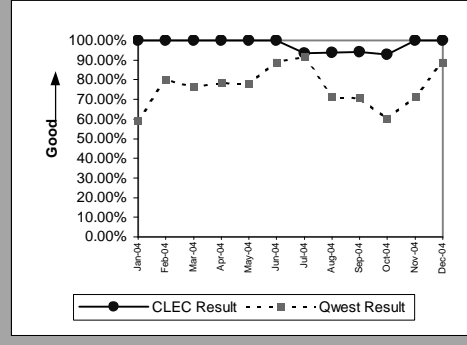
| UDIT Above DS1 Level) (Parity) | | | | | | | | | |
|--------------------------------|----------|------------|-------------|--------------|-----------|-------------|--------------|-----------|------------|
| Date | CLEC Num | CLEC Denom | CLEC Result | CLEC Std Dev | Qwest Num | Qwest Denom | Qwest Result | Mod Z Scr | Parity Scr |
| Jan-04 | | | | | | | | | |
| Feb-04 | | | | | | | | | |
| Mar-04 | | | | | | | | | |
| Apr-04 | 0 | 1 | 0.00% | 0.00% | 4 | 13 | 30.77% | 0.3 | -0.82 |
| May-04 | | | | | | | | | |
| Jun-04 | 1 | 1 | 100.00% | 0.00% | 0 | 3 | 0.00% | N/A | N/A |
| Jul-04 | | | | | | | | | |
| Aug-04 | 1 | 1 | 100.00% | 0.00% | 6 | 9 | 66.67% | -0.67 | -1.41 |
| Sep-04 | | | | | | | | | |
| Oct-04 | | | | | | | | | |
| Nov-04 | | | | | | | | | |
| Dec-04 | | | | | | | | | |



| Unbundled Loop - DS1 Capable) (Parity) | | | | | | | | | |
|--|----------|------------|-------------|--------------|-----------|-------------|--------------|-----------|------------|
| Date | CLEC Num | CLEC Denom | CLEC Result | CLEC Std Dev | Qwest Num | Qwest Denom | Qwest Result | Mod Z Scr | Parity Scr |
| Jan-04 | 9 | 9 | 100.00% | 0.00% | 147 | 196 | 75.00% | -1.69 | -2.03 |
| Feb-04 | 15 | 17 | 88.24% | 32.22% | 142 | 174 | 81.61% | -0.67 | -1.41 |
| Mar-04 | 11 | 11 | 100.00% | 0.00% | 123 | 161 | 76.40% | -1.78 | -2.08 |
| Apr-04 | 11 | 12 | 91.67% | 27.64% | 181 | 214 | 84.58% | -0.66 | -1.4 |
| May-04 | 13 | 14 | 92.86% | 25.75% | 103 | 123 | 83.74% | -0.88 | -1.53 |
| Jun-04 | 22 | 23 | 95.65% | 20.39% | 133 | 159 | 83.65% | -1.45 | -1.88 |
| Jul-04 | 23 | 28 | 82.14% | 38.30% | 153 | 175 | 87.43% | 0.76 | -0.54 |
| Aug-04 | 13 | 15 | 86.67% | 33.99% | 75 | 86 | 87.21% | 0.08 | -0.95 |
| Sep-04 | 9 | 10 | 90.00% | 30.00% | 85 | 134 | 63.43% | -1.68 | -2.02 |
| Oct-04 | 17 | 21 | 80.95% | 39.27% | 139 | 178 | 78.09% | -0.3 | -1.18 |
| Nov-04 | 26 | 27 | 96.30% | 18.89% | 117 | 143 | 81.82% | -1.79 | -2.09 |
| Dec-04 | 7 | 8 | 87.50% | 33.07% | 51 | 65 | 78.46% | -0.59 | -1.36 |

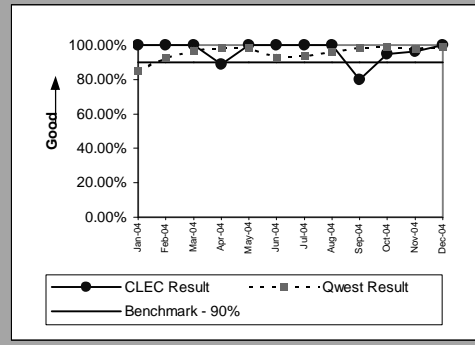


| Unbundled Loop ISDN Capable) (Parity) | | | | | | | | | |
|---------------------------------------|----------|------------|-------------|--------------|-----------|-------------|--------------|-----------|------------|
| Date | CLEC Num | CLEC Denom | CLEC Result | CLEC Std Dev | Qwest Num | Qwest Denom | Qwest Result | Mod Z Scr | Parity Scr |
| Jan-04 | 18 | 18 | 100.00% | 0.00% | 19 | 32 | 59.38% | -2.81 | -2.71 |
| Feb-04 | 16 | 16 | 100.00% | 0.00% | 12 | 15 | 80.00% | -1.39 | -1.85 |
| Mar-04 | 13 | 13 | 100.00% | 0.00% | 13 | 17 | 76.47% | -1.51 | -1.92 |
| Apr-04 | 10 | 10 | 100.00% | 0.00% | 40 | 51 | 78.43% | -1.52 | -1.92 |
| May-04 | 16 | 16 | 100.00% | 0.00% | 21 | 27 | 77.78% | -1.69 | -2.03 |
| Jun-04 | 15 | 15 | 100.00% | 0.00% | 24 | 27 | 88.89% | -1.1 | -1.67 |
| Jul-04 | 14 | 15 | 93.33% | 24.94% | 23 | 25 | 92.00% | -0.15 | -1.09 |
| Aug-04 | 15 | 16 | 93.75% | 24.21% | 15 | 21 | 71.43% | -1.49 | -1.91 |
| Sep-04 | 16 | 17 | 94.12% | 23.53% | 17 | 24 | 70.83% | -1.62 | -1.98 |
| Oct-04 | 13 | 14 | 92.86% | 25.75% | 6 | 10 | 60.00% | -1.62 | -1.98 |
| Nov-04 | 14 | 14 | 100.00% | 0.00% | 10 | 14 | 71.43% | -1.67 | -2.02 |
| Dec-04 | 11 | 11 | 100.00% | 0.00% | 16 | 18 | 88.89% | -0.92 | -1.56 |

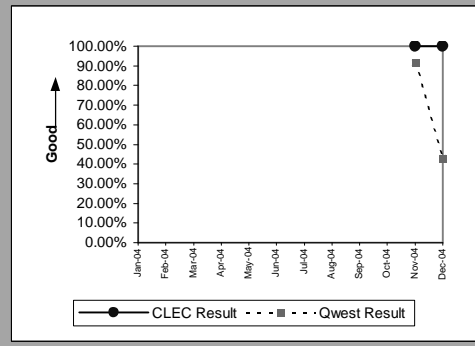


OP-3E - Installation Commitments Met (Percent) - Interval Zone Two

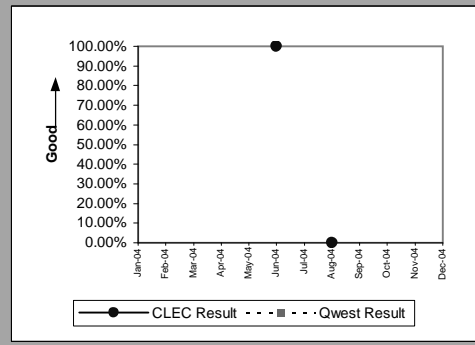
| Unbundled Loop - ADSL Qualified) (Benchmark) | | | | | | | | | |
|--|----------|------------|-------------|--------------|-----------|-------------|--------------|-----------|------------|
| Date | CLEC Num | CLEC Denom | CLEC Result | CLEC Std Dev | Qwest Num | Qwest Denom | Qwest Result | Mod Z Scr | Parity Scr |
| Jan-04 | 3 | 3 | 100.00% | 0.00% | 187 | 220 | 85.00% | -0.72 | -1.44 |
| Feb-04 | 6 | 6 | 100.00% | 0.00% | 162 | 175 | 92.57% | -0.68 | -1.41 |
| Mar-04 | 12 | 12 | 100.00% | 0.00% | 162 | 167 | 97.01% | -0.59 | -1.36 |
| Apr-04 | 8 | 9 | 88.89% | 31.43% | 347 | 352 | 98.58% | 1.47 | -0.11 |
| May-04 | 8 | 8 | 100.00% | 0.00% | 363 | 369 | 98.37% | -0.36 | -1.22 |
| Jun-04 | 7 | 7 | 100.00% | 0.00% | 410 | 442 | 92.76% | -0.73 | -1.45 |
| Jul-04 | 6 | 6 | 100.00% | 0.00% | 433 | 462 | 93.72% | -0.63 | -1.38 |
| Aug-04 | 4 | 4 | 100.00% | 0.00% | 387 | 402 | 96.27% | -0.39 | -1.24 |
| Sep-04 | 12 | 15 | 80.00% | 40.00% | 369 | 374 | 98.66% | 3.13 | 0.9 |
| Oct-04 | 18 | 19 | 94.74% | 22.33% | 379 | 383 | 98.96% | 1.21 | -0.27 |
| Nov-04 | 27 | 28 | 96.43% | 18.56% | 373 | 380 | 98.16% | 0.6 | -0.64 |
| Dec-04 | 13 | 13 | 100.00% | 0.00% | 376 | 380 | 98.95% | -0.37 | -1.22 |



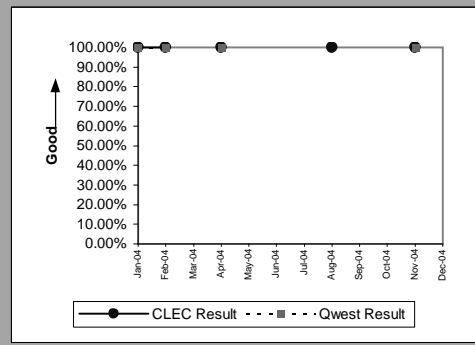
| Unbundled Loop - DS3 Capable) (Parity) | | | | | | | | | |
|--|----------|------------|-------------|--------------|-----------|-------------|--------------|-----------|------------|
| Date | CLEC Num | CLEC Denom | CLEC Result | CLEC Std Dev | Qwest Num | Qwest Denom | Qwest Result | Mod Z Scr | Parity Scr |
| Jan-04 | | | | | | | | | |
| Feb-04 | | | | | | | | | |
| Mar-04 | | | | | | | | | |
| Apr-04 | | | | | | | | | |
| May-04 | | | | | | | | | |
| Jun-04 | | | | | | | | | |
| Jul-04 | | | | | | | | | |
| Aug-04 | | | | | | | | | |
| Sep-04 | | | | | | | | | |
| Oct-04 | | | | | | | | | |
| Nov-04 | 1 | 1 | 100.00% | 0.00% | 11 | 12 | 91.67% | -0.29 | -1.18 |
| Dec-04 | 1 | 1 | 100.00% | 0.00% | 3 | 7 | 42.86% | -1.08 | -1.66 |



| Dark Fiber - Loop) (Diagnostic) | | | | | | | | | |
|---------------------------------|----------|------------|-------------|--------------|-----------|-------------|--------------|-----------|------------|
| Date | CLEC Num | CLEC Denom | CLEC Result | CLEC Std Dev | Qwest Num | Qwest Denom | Qwest Result | Mod Z Scr | Parity Scr |
| Jan-04 | | | | | | | | | |
| Feb-04 | | | | | | | | | |
| Mar-04 | | | | | | | | | |
| Apr-04 | | | | | | | | | |
| May-04 | | | | | | | | | |
| Jun-04 | 1 | 1 | 100.00% | 0.00% | | | | | N/A |
| Jul-04 | | | | | | | | | |
| Aug-04 | 0 | 1 | 0.00% | 0.00% | | | | | N/A |
| Sep-04 | | | | | | | | | |
| Oct-04 | | | | | | | | | |
| Nov-04 | | | | | | | | | |
| Dec-04 | | | | | | | | | |

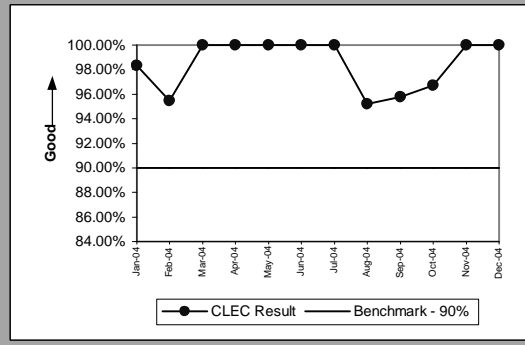


| E911) (Parity) | | | | | | | | | |
|----------------|----------|------------|-------------|--------------|-----------|-------------|--------------|-----------|------------|
| Date | CLEC Num | CLEC Denom | CLEC Result | CLEC Std Dev | Qwest Num | Qwest Denom | Qwest Result | Mod Z Scr | Parity Scr |
| Jan-04 | 3 | 3 | 100.00% | 0.00% | 1 | 1 | 100.00% | N/A | N/A |
| Feb-04 | 1 | 1 | 100.00% | 0.00% | 1 | 1 | 100.00% | N/A | N/A |
| Mar-04 | | | | | | | | | |
| Apr-04 | 1 | 1 | 100.00% | 0.00% | 5 | 5 | 100.00% | N/A | N/A |
| May-04 | | | | | | | | | |
| Jun-04 | | | | | | | | | |
| Jul-04 | | | | | | | | | |
| Aug-04 | 3 | 3 | 100.00% | 0.00% | | | | | N/A |
| Sep-04 | | | | | | | | | |
| Oct-04 | | | | | | | | | |
| Nov-04 | 1 | 1 | 100.00% | 0.00% | 2 | 2 | 100.00% | N/A | N/A |
| Dec-04 | | | | | | | | | |

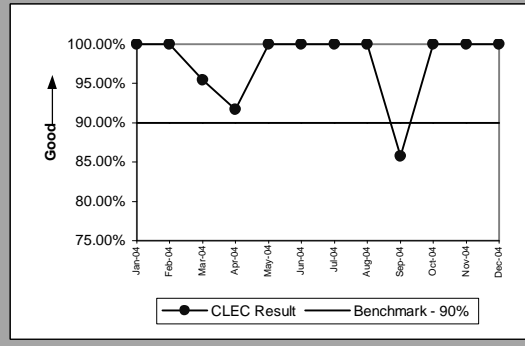


OP-3E - Installation Commitments Met (Percent) - Interval Zone Two

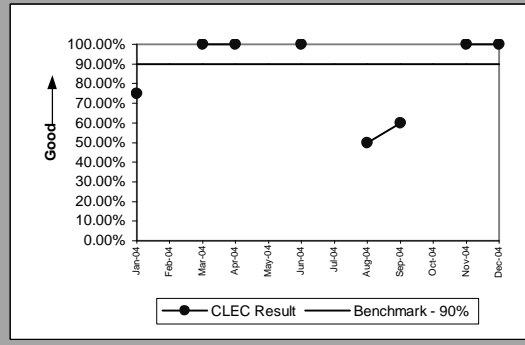
| Unbundled Loop Analog (Benchmark) | | | | | |
|-----------------------------------|-----|-------|-------------|--------------|--|
| Date | Num | Denom | CLEC Result | Standard Dev | |
| Jan-04 | 59 | 60 | 98.33% | 12.80% | |
| Feb-04 | 42 | 44 | 95.45% | 20.83% | |
| Mar-04 | 92 | 92 | 100.00% | 0.00% | |
| Apr-04 | 68 | 68 | 100.00% | 0.00% | |
| May-04 | 94 | 94 | 100.00% | 0.00% | |
| Jun-04 | 60 | 60 | 100.00% | 0.00% | |
| Jul-04 | 66 | 66 | 100.00% | 0.00% | |
| Aug-04 | 79 | 83 | 95.18% | 21.42% | |
| Sep-04 | 68 | 71 | 95.77% | 20.12% | |
| Oct-04 | 88 | 91 | 96.70% | 17.86% | |
| Nov-04 | 127 | 127 | 100.00% | 0.00% | |
| Dec-04 | 84 | 84 | 100.00% | 0.00% | |



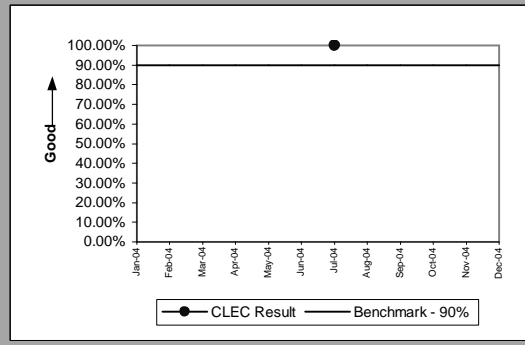
| Unbundled Loop - 2 Wire Non-Loaded (Benchmark) | | | | | |
|--|-----|-------|-------------|--------------|--|
| Date | Num | Denom | CLEC Result | Standard Dev | |
| Jan-04 | 19 | 19 | 100.00% | 0.00% | |
| Feb-04 | 18 | 18 | 100.00% | 0.00% | |
| Mar-04 | 21 | 22 | 95.45% | 20.83% | |
| Apr-04 | 11 | 12 | 91.67% | 27.64% | |
| May-04 | 8 | 8 | 100.00% | 0.00% | |
| Jun-04 | 20 | 20 | 100.00% | 0.00% | |
| Jul-04 | 28 | 28 | 100.00% | 0.00% | |
| Aug-04 | 21 | 21 | 100.00% | 0.00% | |
| Sep-04 | 18 | 21 | 85.71% | 34.99% | |
| Oct-04 | 26 | 26 | 100.00% | 0.00% | |
| Nov-04 | 21 | 21 | 100.00% | 0.00% | |
| Dec-04 | 16 | 16 | 100.00% | 0.00% | |



| Unbundled Loop Conditioned (Benchmark) | | | | | |
|--|-----|-------|-------------|--------------|--|
| Date | Num | Denom | CLEC Result | Standard Dev | |
| Jan-04 | 3 | 4 | 75.00% | 43.30% | |
| Feb-04 | | | | | |
| Mar-04 | 3 | 3 | 100.00% | 0.00% | |
| Apr-04 | 1 | 1 | 100.00% | 0.00% | |
| May-04 | | | | | |
| Jun-04 | 2 | 2 | 100.00% | 0.00% | |
| Jul-04 | | | | | |
| Aug-04 | 1 | 2 | 50.00% | 50.00% | |
| Sep-04 | 3 | 5 | 60.00% | 48.99% | |
| Oct-04 | | | | | |
| Nov-04 | 10 | 10 | 100.00% | 0.00% | |
| Dec-04 | 1 | 1 | 100.00% | 0.00% | |

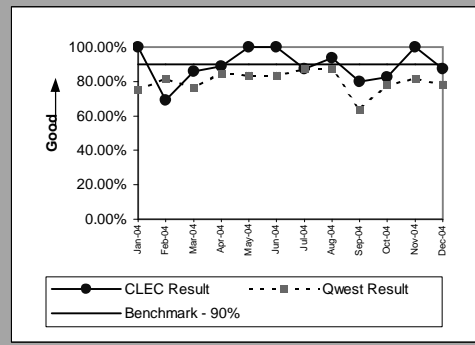


| Enhanced Extended Loops - DS3 Capable (Diagnostic) | | | | | |
|--|-----|-------|-------------|--------------|--|
| Date | Num | Denom | CLEC Result | Standard Dev | |
| Jan-04 | | | | | |
| Feb-04 | | | | | |
| Mar-04 | | | | | |
| Apr-04 | | | | | |
| May-04 | | | | | |
| Jun-04 | | | | | |
| Jul-04 | 1 | 1 | 100.00% | 0.00% | |
| Aug-04 | | | | | |
| Sep-04 | | | | | |
| Oct-04 | | | | | |
| Nov-04 | | | | | |
| Dec-04 | | | | | |



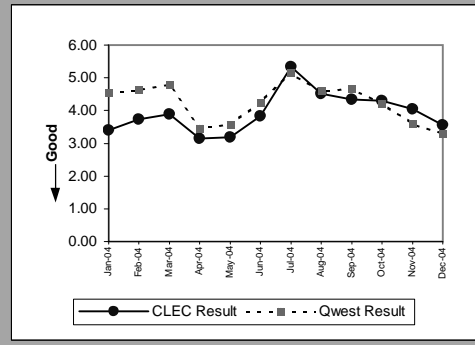
OP-3E - Installation Commitments Met (Percent) - Interval Zone Two

| Enhanced Extended Loops - DS1 Capable (Benchmark) | | | | | | | | | |
|---|----------|------------|-------------|--------------|-----------|-------------|--------------|-----------|------------|
| Date | CLEC Num | CLEC Denom | CLEC Result | CLEC Std Dev | Qwest Num | Qwest Denom | Qwest Result | Mod Z Scr | Parity Scr |
| Jan-04 | 13 | 13 | 100.00% | 0.00% | 147 | 196 | 75.00% | -2.02 | -2.23 |
| Feb-04 | 9 | 13 | 69.23% | 46.15% | 142 | 174 | 81.61% | 1.04 | -0.36 |
| Mar-04 | 12 | 14 | 85.71% | 34.99% | 123 | 161 | 76.40% | -0.79 | -1.48 |
| Apr-04 | 8 | 9 | 88.89% | 31.43% | 181 | 214 | 84.58% | -0.35 | -1.21 |
| May-04 | 12 | 12 | 100.00% | 0.00% | 103 | 123 | 83.74% | -1.46 | -1.89 |
| Jun-04 | 14 | 14 | 100.00% | 0.00% | 133 | 159 | 83.65% | -1.59 | -1.96 |
| Jul-04 | 7 | 8 | 87.50% | 33.07% | 153 | 175 | 87.43% | -0.01 | -1 |
| Aug-04 | 15 | 16 | 93.75% | 24.21% | 75 | 86 | 87.21% | -0.72 | -1.44 |
| Sep-04 | 12 | 15 | 80.00% | 40.00% | 85 | 134 | 63.43% | -1.26 | -1.77 |
| Oct-04 | 14 | 17 | 82.35% | 38.12% | 139 | 178 | 78.09% | -0.41 | -1.25 |
| Nov-04 | 18 | 18 | 100.00% | 0.00% | 117 | 143 | 81.82% | -1.88 | -2.15 |
| Dec-04 | 14 | 16 | 87.50% | 33.07% | 51 | 65 | 78.46% | -0.79 | -1.48 |

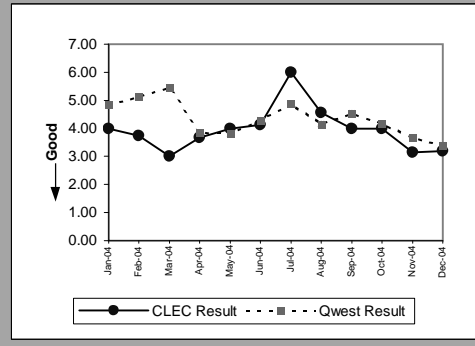


OP-4A - Installation Interval (Average Days) - Dispatches within MSAs

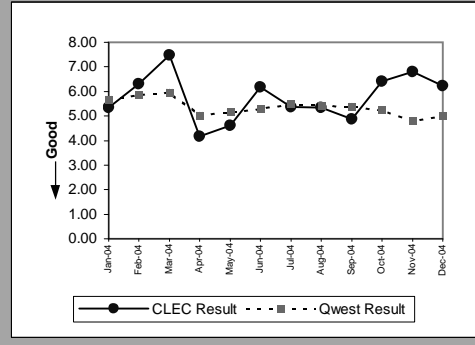
| Residence (Parity) | | | | | | | | | |
|--------------------|----------|------------|-------------|--------------|-----------|-------------|--------------|-----------|------------|
| Date | CLEC Num | CLEC Denom | CLEC Result | CLEC Std Dev | Qwest Num | Qwest Denom | Qwest Result | Mod Z Scr | Parity Scr |
| Jan-04 | 2565 | 752 | 3.41 | 1.75 | 33432 | 7375 | 4.53 | -7.56 | -5.59 |
| Feb-04 | 2556 | 683 | 3.74 | 2.10 | 36751 | 7927 | 4.64 | -5.92 | -4.6 |
| Mar-04 | 3081 | 793 | 3.89 | 2.27 | 43692 | 9131 | 4.79 | -6.28 | -4.82 |
| Apr-04 | 1490 | 475 | 3.14 | 0.72 | 18009 | 5211 | 3.46 | -2.92 | -2.78 |
| May-04 | 1423 | 447 | 3.18 | 0.63 | 17864 | 5009 | 3.57 | -3.37 | -3.05 |
| Jun-04 | 1551 | 404 | 3.84 | 1.07 | 24605 | 5787 | 4.25 | -2.78 | -2.69 |
| Jul-04 | 2226 | 417 | 5.34 | 1.92 | 38556 | 7476 | 5.16 | 1.17 | -0.29 |
| Aug-04 | 1962 | 435 | 4.51 | 1.86 | 32739 | 7117 | 4.60 | -0.66 | -1.4 |
| Sep-04 | 1996 | 461 | 4.33 | 1.49 | 36366 | 7777 | 4.68 | -2.55 | -2.55 |
| Oct-04 | 2084 | 485 | 4.30 | 1.59 | 27014 | 6396 | 4.22 | 0.6 | -0.63 |
| Nov-04 | 1757 | 435 | 4.04 | 1.52 | 19892 | 5518 | 3.60 | 3.59 | 1.18 |
| Dec-04 | 1168 | 328 | 3.56 | 1.19 | 18133 | 5497 | 3.30 | 1.89 | 0.15 |



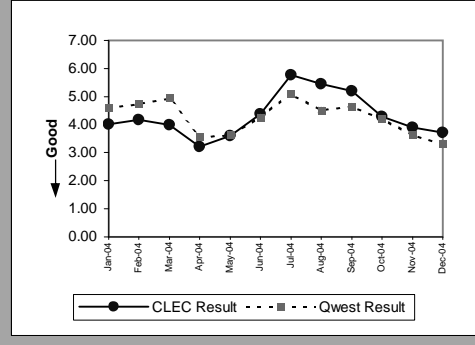
| Business (Parity) | | | | | | | | | |
|-------------------|----------|------------|-------------|--------------|-----------|-------------|--------------|-----------|------------|
| Date | CLEC Num | CLEC Denom | CLEC Result | CLEC Std Dev | Qwest Num | Qwest Denom | Qwest Result | Mod Z Scr | Parity Scr |
| Jan-04 | 20 | 5 | 4.00 | 2.35 | 9898 | 2048 | 4.83 | -0.31 | -1.19 |
| Feb-04 | 15 | 4 | 3.75 | 0.96 | 11043 | 2158 | 5.12 | -0.55 | -1.33 |
| Mar-04 | 9 | 3 | 3.00 | 0.00 | 14908 | 2742 | 5.44 | -0.83 | -1.51 |
| Apr-04 | 22 | 6 | 3.67 | 1.63 | 6023 | 1564 | 3.85 | -0.09 | -1.06 |
| May-04 | 20 | 5 | 4.00 | 2.24 | 5996 | 1572 | 3.81 | 0.68 | -0.59 |
| Jun-04 | 103 | 25 | 4.12 | 3.46 | 7521 | 1756 | 4.28 | -0.2 | -1.12 |
| Jul-04 | 18 | 3 | 6.00 | 3.61 | 7673 | 1570 | 4.89 | 0.74 | -0.55 |
| Aug-04 | 32 | 7 | 4.57 | 3.10 | 6551 | 1582 | 4.14 | 0.59 | -0.64 |
| Sep-04 | 16 | 4 | 4.00 | 1.41 | 7626 | 1685 | 4.53 | -0.24 | -1.15 |
| Oct-04 | 4 | 1 | 4.00 | | 6698 | 1603 | 4.18 | -0.03 | -1.02 |
| Nov-04 | 22 | 7 | 3.14 | 0.38 | 5353 | 1454 | 3.68 | -0.34 | -1.21 |
| Dec-04 | 16 | 5 | 3.20 | 0.45 | 4304 | 1268 | 3.39 | -0.12 | -1.07 |



| Qwest DSL (Parity) | | | | | | | | | |
|--------------------|----------|------------|-------------|--------------|-----------|-------------|--------------|-----------|------------|
| Date | CLEC Num | CLEC Denom | CLEC Result | CLEC Std Dev | Qwest Num | Qwest Denom | Qwest Result | Mod Z Scr | Parity Scr |
| Jan-04 | 112 | 21 | 5.33 | 1.80 | 8416 | 1485 | 5.67 | -0.51 | -1.31 |
| Feb-04 | 126 | 20 | 6.30 | 2.15 | 9581 | 1633 | 5.87 | 0.77 | -0.53 |
| Mar-04 | 127 | 17 | 7.47 | 2.40 | 9149 | 1535 | 5.96 | 1.55 | -0.05 |
| Apr-04 | 25 | 6 | 4.17 | 0.41 | 8161 | 1619 | 5.04 | -1.43 | -1.87 |
| May-04 | 60 | 13 | 4.62 | 1.26 | 9535 | 1848 | 5.16 | -0.97 | -1.59 |
| Jun-04 | 74 | 12 | 6.17 | 3.30 | 12237 | 2316 | 5.28 | 1.51 | -0.08 |
| Jul-04 | 59 | 11 | 5.36 | 2.58 | 12434 | 2262 | 5.50 | -0.17 | -1.1 |
| Aug-04 | 64 | 12 | 5.33 | 1.50 | 11622 | 2139 | 5.43 | -0.16 | -1.09 |
| Sep-04 | 122 | 25 | 4.88 | 1.24 | 12192 | 2257 | 5.40 | -1.32 | -1.8 |
| Oct-04 | 64 | 10 | 6.40 | 4.88 | 10666 | 2032 | 5.25 | 1.65 | 0.01 |
| Nov-04 | 34 | 5 | 6.80 | 4.09 | 8153 | 1698 | 4.80 | 2.26 | 0.37 |
| Dec-04 | 56 | 9 | 6.22 | 2.95 | 8828 | 1762 | 5.01 | 1.32 | -0.2 |

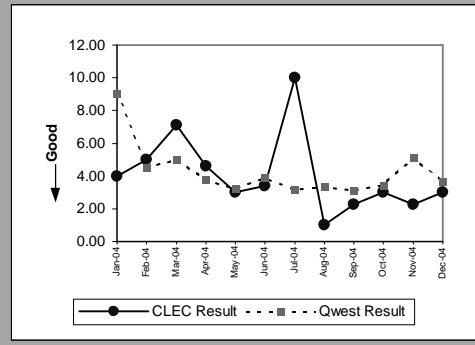


| UNE - P (POTS) (Parity) | | | | | | | | | |
|-------------------------|----------|------------|-------------|--------------|-----------|-------------|--------------|-----------|------------|
| Date | CLEC Num | CLEC Denom | CLEC Result | CLEC Std Dev | Qwest Num | Qwest Denom | Qwest Result | Mod Z Scr | Parity Scr |
| Jan-04 | 861 | 214 | 4.02 | 3.16 | 43330 | 9423 | 4.60 | -1.89 | -2.15 |
| Feb-04 | 1004 | 240 | 4.18 | 3.33 | 47794 | 10085 | 4.74 | -2.09 | -2.27 |
| Mar-04 | 1619 | 407 | 3.98 | 2.11 | 58600 | 11873 | 4.94 | -4.54 | -3.76 |
| Apr-04 | 1268 | 394 | 3.22 | 1.20 | 24032 | 6775 | 3.55 | -2.09 | -2.27 |
| May-04 | 1528 | 423 | 3.61 | 2.60 | 23860 | 6581 | 3.63 | -0.1 | -1.06 |
| Jun-04 | 2218 | 506 | 4.38 | 2.18 | 32126 | 7543 | 4.26 | 0.85 | -0.48 |
| Jul-04 | 3094 | 537 | 5.76 | 2.96 | 46229 | 9046 | 5.11 | 4.22 | 1.56 |
| Aug-04 | 2572 | 471 | 5.46 | 3.32 | 39290 | 8699 | 4.52 | 6.82 | 3.15 |
| Sep-04 | 2591 | 498 | 5.20 | 2.85 | 43992 | 9462 | 4.65 | 3.81 | 1.32 |
| Oct-04 | 1519 | 354 | 4.29 | 1.93 | 33712 | 7999 | 4.21 | 0.39 | -0.76 |
| Nov-04 | 1378 | 353 | 3.90 | 1.84 | 25245 | 6972 | 3.62 | 1.81 | 0.1 |
| Dec-04 | 906 | 244 | 3.71 | 2.74 | 22437 | 6765 | 3.32 | 2.22 | 0.35 |

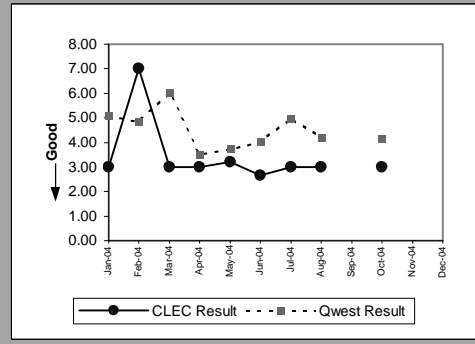


OP-4A - Installation Interval (Average Days) - Dispatches within MSAs

| UNE P (Centrex) (Parity) | | | | | | | | | |
|--------------------------|----------|------------|-------------|--------------|-----------|-------------|--------------|-----------|------------|
| Date | CLEC Num | CLEC Denom | CLEC Result | CLEC Std Dev | Qwest Num | Qwest Denom | Qwest Result | Mod Z Scr | Parity Scr |
| Jan-04 | 20 | 5 | 4.00 | 2.83 | 2333 | 259 | 9.01 | -0.64 | -1.39 |
| Feb-04 | 20 | 4 | 5.00 | 2.71 | 937 | 206 | 4.55 | 0.75 | -0.54 |
| Mar-04 | 57 | 8 | 7.12 | 7.43 | 1449 | 290 | 5.00 | 1.35 | -0.18 |
| Apr-04 | 23 | 5 | 4.60 | 3.05 | 708 | 189 | 3.75 | 1.08 | -0.35 |
| May-04 | 9 | 3 | 3.00 | 0.00 | 507 | 156 | 3.25 | -0.35 | -1.21 |
| Jun-04 | 17 | 5 | 3.40 | 1.14 | 832 | 214 | 3.89 | -0.38 | -1.23 |
| Jul-04 | 20 | 2 | 10.00 | 2.83 | 736 | 234 | 3.15 | 2.23 | 0.35 |
| Aug-04 | 4 | 4 | 1.00 | 1.15 | 498 | 148 | 3.36 | -3.19 | -2.94 |
| Sep-04 | 9 | 4 | 2.25 | 1.50 | 785 | 252 | 3.12 | -0.95 | -1.58 |
| Oct-04 | 6 | 2 | 3.00 | 0.00 | 715 | 208 | 3.44 | -0.34 | -1.21 |
| Nov-04 | 9 | 4 | 2.25 | 1.50 | 1639 | 321 | 5.11 | -0.88 | -1.54 |
| Dec-04 | 6 | 2 | 3.00 | 0.00 | 485 | 133 | 3.65 | -0.48 | -1.29 |

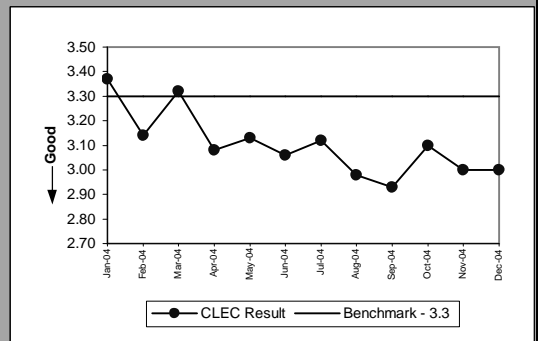


| UNE P (Centrex 21) (Parity) | | | | | | | | | |
|-----------------------------|----------|------------|-------------|--------------|-----------|-------------|--------------|-----------|------------|
| Date | CLEC Num | CLEC Denom | CLEC Result | CLEC Std Dev | Qwest Num | Qwest Denom | Qwest Result | Mod Z Scr | Parity Scr |
| Jan-04 | 3 | 1 | 3.00 | | 442 | 87 | 5.08 | -0.39 | -1.24 |
| Feb-04 | 7 | 1 | 7.00 | | 383 | 79 | 4.85 | 1.02 | -0.38 |
| Mar-04 | 3 | 1 | 3.00 | | 625 | 104 | 6.01 | -0.52 | -1.32 |
| Apr-04 | 6 | 2 | 3.00 | 0.00 | 279 | 79 | 3.53 | -0.27 | -1.16 |
| May-04 | 16 | 5 | 3.20 | 2.49 | 183 | 49 | 3.73 | -0.53 | -1.32 |
| Jun-04 | 8 | 3 | 2.67 | 0.58 | 337 | 84 | 4.01 | -1.34 | -1.82 |
| Jul-04 | 3 | 1 | 3.00 | | 269 | 54 | 4.98 | -0.4 | -1.24 |
| Aug-04 | 6 | 2 | 3.00 | 0.00 | 285 | 68 | 4.19 | -0.62 | -1.38 |
| Sep-04 | | | | | | | | | |
| Oct-04 | 3 | 1 | 3.00 | | 225 | 54 | 4.17 | -0.28 | -1.17 |
| Nov-04 | | | | | | | | | |
| Dec-04 | | | | | | | | | |



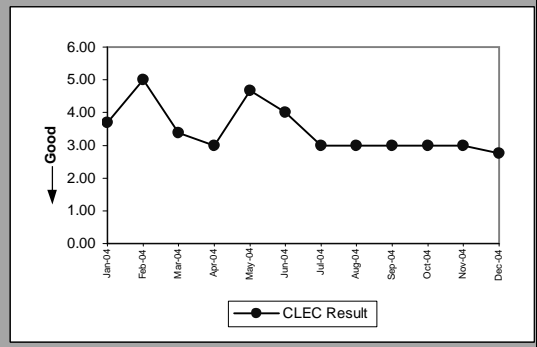
OP-4A - Installation Interval (Average Days) - Dispatches within MSAs

| Line Sharing (Benchmark) | | | | | | |
|--------------------------|-----------|-------------|-------------|--------------|--|--|
| Date | Numerator | Denominator | CLEC Result | Standard Dev | | |
| Jan-04 | 182 | 54 | 3.37 | 0.76 | | |
| Feb-04 | 157 | 50 | 3.14 | 0.57 | | |
| Mar-04 | 146 | 44 | 3.32 | 1.05 | | |
| Apr-04 | 74 | 24 | 3.08 | 0.41 | | |
| May-04 | 119 | 38 | 3.13 | 0.58 | | |
| Jun-04 | 153 | 50 | 3.06 | 0.37 | | |
| Jul-04 | 128 | 41 | 3.12 | 0.95 | | |
| Aug-04 | 173 | 58 | 2.98 | 0.13 | | |
| Sep-04 | 161 | 55 | 2.93 | 0.60 | | |
| Oct-04 | 31 | 10 | 3.10 | 0.32 | | |
| Nov-04 | 6 | 2 | 3.00 | 0.00 | | |
| Dec-04 | 9 | 3 | 3.00 | 0.00 | | |



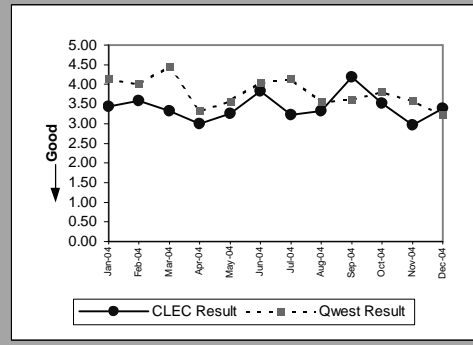
OP-4A - Installation Interval (Average Days) - Dispatches within MSAs

| Line Splitting | | | | | |
|----------------|-----------|-------------|-------------|--------------|--|
| Date | Numerator | Denominator | CLEC Result | Standard Dev | |
| Jan-04 | 37 | 10 | 3.70 | 1.16 | |
| Feb-04 | 5 | 1 | 5.00 | | |
| Mar-04 | 27 | 8 | 3.38 | 1.06 | |
| Apr-04 | 3 | 1 | 3.00 | | |
| May-04 | 14 | 3 | 4.67 | 1.53 | |
| Jun-04 | 8 | 2 | 4.00 | 1.41 | |
| Jul-04 | 9 | 3 | 3.00 | 0.00 | |
| Aug-04 | 18 | 6 | 3.00 | 0.00 | |
| Sep-04 | 9 | 3 | 3.00 | 0.00 | |
| Oct-04 | 12 | 4 | 3.00 | 0.00 | |
| Nov-04 | 6 | 2 | 3.00 | 0.00 | |
| Dec-04 | 11 | 4 | 2.75 | 0.50 | |

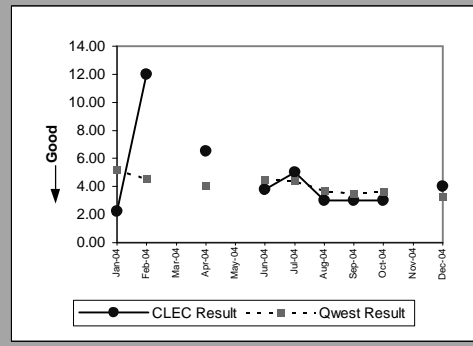


OP-4B - Installation Interval (Average Days) - Dispatches outside MSAs

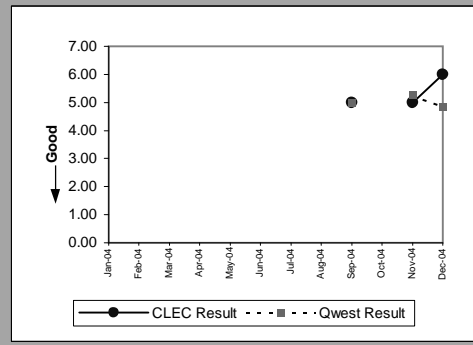
| Residence (Parity) | | | | | | | | | |
|--------------------|----------|------------|-------------|--------------|-----------|-------------|--------------|-----------|------------|
| Date | CLEC Num | CLEC Denom | CLEC Result | CLEC Std Dev | Qwest Num | Qwest Denom | Qwest Result | Mod Z Scr | Parity Scr |
| Jan-04 | 86 | 25 | 3.44 | 2.08 | 4977 | 1206 | 4.13 | -0.99 | -1.6 |
| Feb-04 | 61 | 17 | 3.59 | 2.24 | 5753 | 1439 | 4.00 | -0.57 | -1.35 |
| Mar-04 | 60 | 18 | 3.33 | 1.53 | 6797 | 1531 | 4.44 | -0.93 | -1.57 |
| Apr-04 | 27 | 9 | 3.00 | 1.00 | 3331 | 1003 | 3.32 | -0.51 | -1.31 |
| May-04 | 39 | 12 | 3.25 | 0.97 | 3231 | 905 | 3.57 | -0.53 | -1.32 |
| Jun-04 | 42 | 11 | 3.82 | 1.17 | 3976 | 984 | 4.04 | -0.29 | -1.18 |
| Jul-04 | 29 | 9 | 3.22 | 0.67 | 4819 | 1165 | 4.14 | -0.95 | -1.58 |
| Aug-04 | 30 | 9 | 3.33 | 0.50 | 3892 | 1096 | 3.55 | -0.25 | -1.15 |
| Sep-04 | 46 | 11 | 4.18 | 1.40 | 4158 | 1153 | 3.61 | 0.95 | -0.42 |
| Oct-04 | 176 | 50 | 3.52 | 1.05 | 4271 | 1122 | 3.81 | -0.53 | -1.32 |
| Nov-04 | 68 | 23 | 2.96 | 0.56 | 3524 | 982 | 3.59 | -0.65 | -1.4 |
| Dec-04 | 115 | 34 | 3.38 | 0.82 | 3152 | 975 | 3.23 | 0.66 | -0.6 |



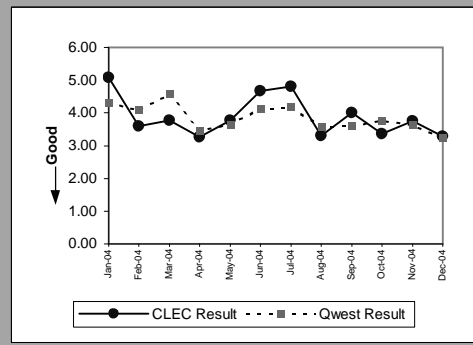
| Business (Parity) | | | | | | | | | |
|-------------------|----------|------------|-------------|--------------|-----------|-------------|--------------|-----------|------------|
| Date | CLEC Num | CLEC Denom | CLEC Result | CLEC Std Dev | Qwest Num | Qwest Denom | Qwest Result | Mod Z Scr | Parity Scr |
| Jan-04 | 9 | 4 | 2.25 | 0.96 | 1377 | 264 | 5.22 | -1.16 | -1.71 |
| Feb-04 | 24 | 2 | 12.00 | 12.73 | 1353 | 297 | 4.56 | 1.74 | 0.06 |
| Mar-04 | | | | | | | | | |
| Apr-04 | 13 | 2 | 6.50 | 0.71 | 833 | 205 | 4.06 | 1.45 | -0.12 |
| May-04 | | | | | | | | | |
| Jun-04 | 19 | 5 | 3.80 | 1.30 | 996 | 222 | 4.49 | -0.56 | -1.34 |
| Jul-04 | 5 | 1 | 5.00 | | 910 | 205 | 4.44 | 0.53 | -0.68 |
| Aug-04 | 3 | 1 | 3.00 | | 711 | 193 | 3.68 | -0.15 | -1.09 |
| Sep-04 | 3 | 1 | 3.00 | | 757 | 216 | 3.50 | -0.26 | -1.16 |
| Oct-04 | 3 | 1 | 3.00 | | 832 | 228 | 3.65 | -0.25 | -1.15 |
| Nov-04 | | | | | | | | | |
| Dec-04 | 4 | 1 | 4.00 | | 632 | 192 | 3.29 | 1.3 | -0.21 |



| Qwest DSL (Parity) | | | | | | | | | |
|--------------------|----------|------------|-------------|--------------|-----------|-------------|--------------|-----------|------------|
| Date | CLEC Num | CLEC Denom | CLEC Result | CLEC Std Dev | Qwest Num | Qwest Denom | Qwest Result | Mod Z Scr | Parity Scr |
| Jan-04 | | | | | | | | | |
| Feb-04 | | | | | | | | | |
| Mar-04 | | | | | | | | | |
| Apr-04 | | | | | | | | | |
| May-04 | | | | | | | | | |
| Jun-04 | | | | | | | | | |
| Jul-04 | | | | | | | | | |
| Aug-04 | | | | | | | | | |
| Sep-04 | 5 | 1 | 5.00 | | 1384 | 277 | 5.00 | -1.45 | -1.88 |
| Oct-04 | | | | | | | | | |
| Nov-04 | 10 | 2 | 5.00 | 0.00 | 1497 | 284 | 5.27 | -0.14 | -1.09 |
| Dec-04 | 6 | 1 | 6.00 | | 1227 | 254 | 4.83 | 1.94 | 0.18 |

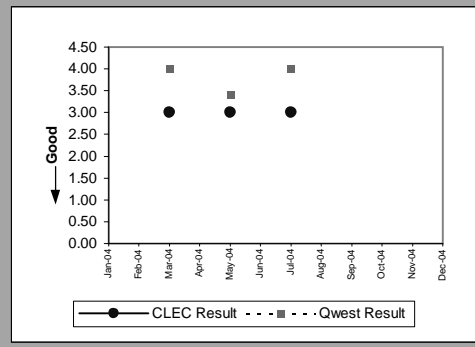


| UNE - P (POTS) (Parity) | | | | | | | | | |
|-------------------------|----------|------------|-------------|--------------|-----------|-------------|--------------|-----------|------------|
| Date | CLEC Num | CLEC Denom | CLEC Result | CLEC Std Dev | Qwest Num | Qwest Denom | Qwest Result | Mod Z Scr | Parity Scr |
| Jan-04 | 122 | 24 | 5.08 | 3.97 | 6354 | 1470 | 4.32 | 1.03 | -0.37 |
| Feb-04 | 97 | 27 | 3.59 | 1.37 | 7106 | 1736 | 4.09 | -0.77 | -1.47 |
| Mar-04 | 193 | 51 | 3.78 | 2.11 | 8401 | 1833 | 4.58 | -1.11 | -1.67 |
| Apr-04 | 121 | 37 | 3.27 | 1.19 | 4164 | 1208 | 3.45 | -0.37 | -1.23 |
| May-04 | 166 | 44 | 3.77 | 1.75 | 4037 | 1102 | 3.66 | 0.43 | -0.74 |
| Jun-04 | 206 | 44 | 4.68 | 6.21 | 4972 | 1206 | 4.12 | 1.44 | -0.12 |
| Jul-04 | 245 | 51 | 4.80 | 2.89 | 5729 | 1370 | 4.18 | 1.36 | -0.17 |
| Aug-04 | 122 | 37 | 3.30 | 1.22 | 4603 | 1289 | 3.57 | -0.55 | -1.33 |
| Sep-04 | 148 | 37 | 4.00 | 1.55 | 4915 | 1369 | 3.59 | 0.95 | -0.42 |
| Oct-04 | 118 | 35 | 3.37 | 1.17 | 5103 | 1350 | 3.78 | -0.67 | -1.41 |
| Nov-04 | 94 | 25 | 3.76 | 2.44 | 4228 | 1162 | 3.64 | 0.52 | -0.69 |
| Dec-04 | 95 | 29 | 3.28 | 1.19 | 3784 | 1167 | 3.24 | 0.4 | -0.75 |



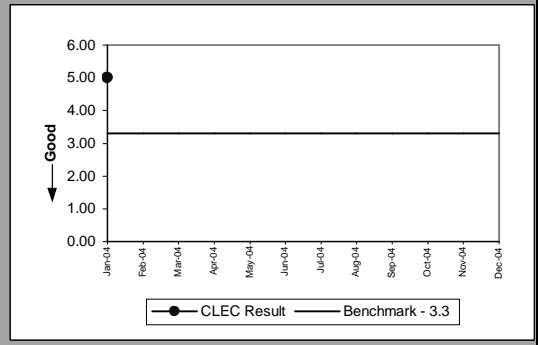
OP-4B - Installation Interval (Average Days) - Dispatches outside MSAs

| UNE P (Centrex) (Parity) | | | | | | | | | |
|--------------------------|----------|------------|-------------|--------------|-----------|-------------|--------------|-----------|------------|
| Date | CLEC Num | CLEC Denom | CLEC Result | CLEC Std Dev | Qwest Num | Qwest Denom | Qwest Result | Mod Z Scr | Parity Scr |
| Jan-04 | | | | | | | | | |
| Feb-04 | | | | | | | | | |
| Mar-04 | 3 | 1 | 3.00 | | 24 | 6 | 4.00 | -0.55 | -1.34 |
| Apr-04 | | | | | | | | | |
| May-04 | 3 | 1 | 3.00 | | 17 | 5 | 3.40 | -0.24 | -1.15 |
| Jun-04 | | | | | | | | | |
| Jul-04 | 3 | 1 | 3.00 | | 8 | 2 | 4.00 | -0.58 | -1.35 |
| Aug-04 | | | | | | | | | |
| Sep-04 | | | | | | | | | |
| Oct-04 | | | | | | | | | |
| Nov-04 | | | | | | | | | |
| Dec-04 | | | | | | | | | |

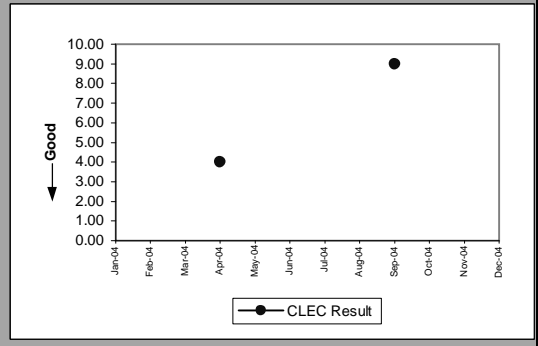


OP-4B - Installation Interval (Average Days) - Dispatches outside MSAs

| Line Sharing (Benchmark) | | | | |
|--------------------------|-----------|-------------|-------------|--------------|
| Date | Numerator | Denominator | CLEC Result | Standard Dev |
| Jan-04 | | 5 | 1 | 5.00 |
| Feb-04 | | | | |
| Mar-04 | | | | |
| Apr-04 | | | | |
| May-04 | | | | |
| Jun-04 | | | | |
| Jul-04 | | | | |
| Aug-04 | | | | |
| Sep-04 | | | | |
| Oct-04 | | | | |
| Nov-04 | | | | |
| Dec-04 | | | | |

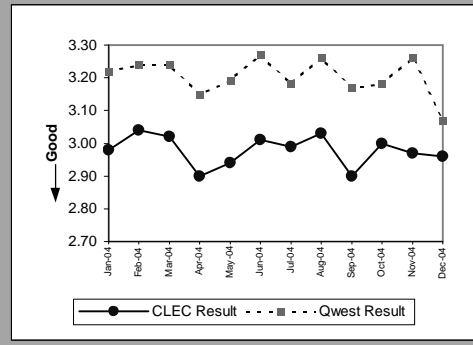


| Sub-Loop Unbundling (Diagnostic) | | | | |
|----------------------------------|-----------|-------------|-------------|--------------|
| Date | Numerator | Denominator | CLEC Result | Standard Dev |
| Jan-04 | | | | |
| Feb-04 | | | | |
| Mar-04 | | | | |
| Apr-04 | 4 | | 1 | 4.00 |
| May-04 | | | | |
| Jun-04 | | | | |
| Jul-04 | | | | |
| Aug-04 | | | | |
| Sep-04 | 9 | | 1 | 9.00 |
| Oct-04 | | | | |
| Nov-04 | | | | |
| Dec-04 | | | | |

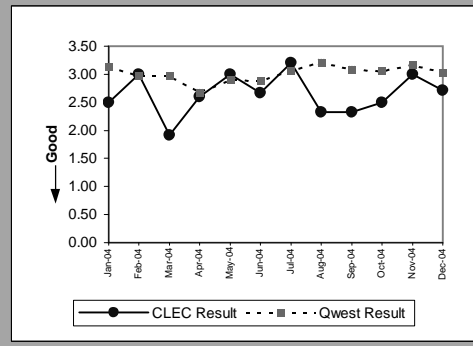


OP-4C - Installation Interval (Average Days) - No dispatches

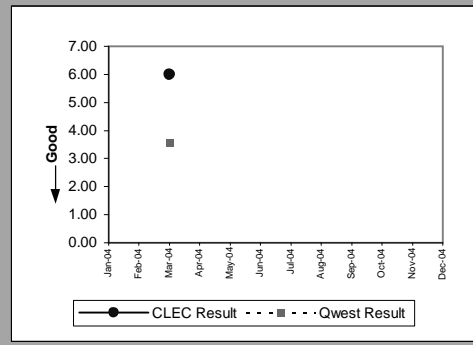
| Residence (Parity) | | | | | | | | | |
|--------------------|----------|------------|-------------|--------------|-----------|-------------|--------------|-----------|------------|
| Date | CLEC Num | CLEC Denom | CLEC Result | CLEC Std Dev | Qwest Num | Qwest Denom | Qwest Result | Mod Z Scr | Parity Scr |
| Jan-04 | 1898 | 637 | 2.98 | 0.66 | 54463 | 16901 | 3.22 | -5.79 | -4.52 |
| Feb-04 | 1036 | 341 | 3.04 | 1.19 | 53880 | 16653 | 3.24 | -2.98 | -2.81 |
| Mar-04 | 613 | 203 | 3.02 | 0.59 | 61541 | 18965 | 3.24 | -2.6 | -2.58 |
| Apr-04 | 791 | 273 | 2.90 | 0.42 | 59301 | 18833 | 3.15 | -3.54 | -3.15 |
| May-04 | 814 | 277 | 2.94 | 0.46 | 52564 | 16485 | 3.19 | -3.71 | -3.25 |
| Jun-04 | 768 | 255 | 3.01 | 0.99 | 62078 | 18995 | 3.27 | -3.1 | -2.89 |
| Jul-04 | 717 | 240 | 2.99 | 0.81 | 57514 | 18074 | 3.18 | -2.65 | -2.61 |
| Aug-04 | 869 | 287 | 3.03 | 1.34 | 59909 | 18388 | 3.26 | -3.39 | -3.06 |
| Sep-04 | 1408 | 485 | 2.90 | 0.71 | 62258 | 19657 | 3.17 | -4.85 | -3.95 |
| Oct-04 | 1995 | 666 | 3.00 | 0.85 | 54058 | 16999 | 3.18 | -4.08 | -3.48 |
| Nov-04 | 1775 | 597 | 2.97 | 0.31 | 52190 | 16016 | 3.26 | -5.99 | -4.64 |
| Dec-04 | 1614 | 545 | 2.96 | 0.41 | 46484 | 15161 | 3.07 | -2.12 | -2.29 |



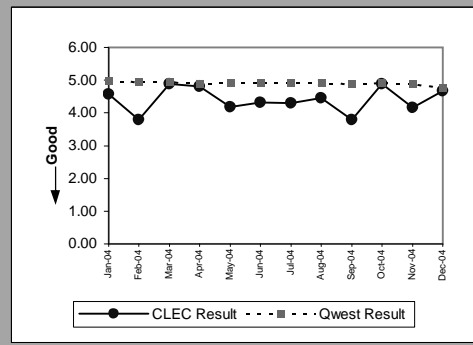
| Business (Parity) | | | | | | | | | |
|-------------------|----------|------------|-------------|--------------|-----------|-------------|--------------|-----------|------------|
| Date | CLEC Num | CLEC Denom | CLEC Result | CLEC Std Dev | Qwest Num | Qwest Denom | Qwest Result | Mod Z Scr | Parity Scr |
| Jan-04 | 10 | 4 | 2.50 | 1.29 | 1282 | 409 | 3.13 | -0.39 | -1.24 |
| Feb-04 | 15 | 5 | 3.00 | 0.00 | 1110 | 372 | 2.98 | -0.24 | -1.14 |
| Mar-04 | 50 | 26 | 1.92 | 0.84 | 1144 | 385 | 2.97 | -3.2 | -2.94 |
| Apr-04 | 13 | 5 | 2.60 | 0.89 | 919 | 343 | 2.68 | -0.13 | -1.08 |
| May-04 | 9 | 3 | 3.00 | 0.00 | 972 | 335 | 2.90 | -0.11 | -1.07 |
| Jun-04 | 16 | 6 | 2.67 | 2.42 | 1027 | 356 | 2.88 | -0.37 | -1.22 |
| Jul-04 | 16 | 5 | 3.20 | 1.64 | 1153 | 376 | 3.07 | 0.33 | -0.8 |
| Aug-04 | 21 | 9 | 2.33 | 1.12 | 1252 | 389 | 3.22 | -1.23 | -1.75 |
| Sep-04 | 7 | 3 | 2.33 | 1.15 | 1278 | 414 | 3.09 | -0.65 | -1.4 |
| Oct-04 | 10 | 4 | 2.50 | 1.00 | 1213 | 397 | 3.06 | -0.72 | -1.44 |
| Nov-04 | 12 | 4 | 3.00 | 0.00 | 1235 | 389 | 3.17 | -0.13 | -1.08 |
| Dec-04 | 46 | 17 | 2.71 | 0.69 | 1300 | 429 | 3.03 | -0.81 | -1.49 |



| Centrex 21 (Parity) | | | | | | | | | |
|---------------------|----------|------------|-------------|--------------|-----------|-------------|--------------|-----------|------------|
| Date | CLEC Num | CLEC Denom | CLEC Result | CLEC Std Dev | Qwest Num | Qwest Denom | Qwest Result | Mod Z Scr | Parity Scr |
| Jan-04 | | | | | | | | | |
| Feb-04 | | | | | | | | | |
| Mar-04 | 6 | 1 | 6.00 | | 158 | 44 | 3.59 | 1.59 | -0.03 |
| Apr-04 | | | | | | | | | |
| May-04 | | | | | | | | | |
| Jun-04 | | | | | | | | | |
| Jul-04 | | | | | | | | | |
| Aug-04 | | | | | | | | | |
| Sep-04 | | | | | | | | | |
| Oct-04 | | | | | | | | | |
| Nov-04 | | | | | | | | | |
| Dec-04 | | | | | | | | | |

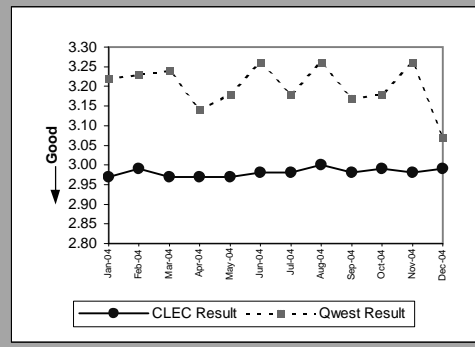


| Qwest DSL (Parity) | | | | | | | | | |
|--------------------|----------|------------|-------------|--------------|-----------|-------------|--------------|-----------|------------|
| Date | CLEC Num | CLEC Denom | CLEC Result | CLEC Std Dev | Qwest Num | Qwest Denom | Qwest Result | Mod Z Scr | Parity Scr |
| Jan-04 | 32 | 7 | 4.57 | 0.53 | 31861 | 6402 | 4.98 | -1.17 | -1.71 |
| Feb-04 | 38 | 10 | 3.80 | 1.62 | 30162 | 6109 | 4.94 | -6.28 | -4.82 |
| Mar-04 | 78 | 16 | 4.88 | 0.34 | 28830 | 5822 | 4.95 | -0.36 | -1.22 |
| Apr-04 | 72 | 15 | 4.80 | 0.56 | 36452 | 7428 | 4.91 | -0.66 | -1.4 |
| May-04 | 327 | 78 | 4.19 | 0.97 | 36524 | 7408 | 4.93 | -8.51 | -6.18 |
| Jun-04 | 720 | 167 | 4.31 | 0.49 | 39635 | 8043 | 4.93 | -9.52 | -6.79 |
| Jul-04 | 176 | 41 | 4.29 | 0.51 | 36403 | 7395 | 4.92 | -4.58 | -3.79 |
| Aug-04 | 272 | 61 | 4.46 | 0.56 | 39361 | 8003 | 4.92 | -3.93 | -3.39 |
| Sep-04 | 19 | 5 | 3.80 | 1.64 | 38536 | 7888 | 4.89 | -2.18 | -2.33 |
| Oct-04 | 39 | 8 | 4.88 | 0.35 | 40387 | 8212 | 4.92 | -0.18 | -1.11 |
| Nov-04 | 50 | 12 | 4.17 | 1.40 | 36519 | 7469 | 4.89 | -2.76 | -2.68 |
| Dec-04 | 84 | 18 | 4.67 | 0.59 | 38062 | 8000 | 4.76 | -0.45 | -1.28 |

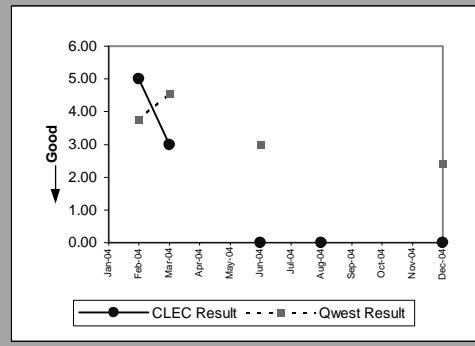


OP-4C - Installation Interval (Average Days) - No dispatches

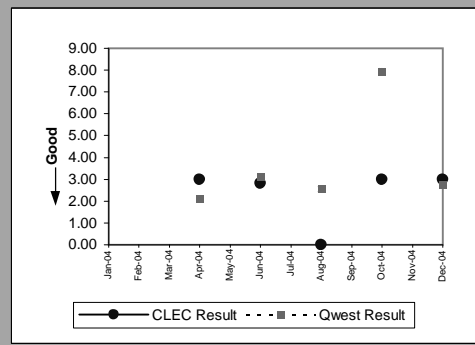
| UNE - P (POTS) (Parity) | | | | | | | | | |
|-------------------------|----------|------------|-------------|--------------|-----------|-------------|--------------|-----------|------------|
| Date | CLEC Num | CLEC Denom | CLEC Result | CLEC Std Dev | Qwest Num | Qwest Denom | Qwest Result | Mod Z Scr | Parity Scr |
| Jan-04 | 12725 | 4284 | 2.97 | 0.35 | 55745 | 17310 | 3.22 | -12.82 | -8.8 |
| Feb-04 | 18944 | 6337 | 2.99 | 0.44 | 54990 | 17025 | 3.23 | -13.42 | -9.16 |
| Mar-04 | 17547 | 5912 | 2.97 | 0.39 | 62685 | 19350 | 3.24 | -14.77 | -9.98 |
| Apr-04 | 17853 | 6016 | 2.97 | 0.54 | 60220 | 19176 | 3.14 | -9.99 | -7.07 |
| May-04 | 15290 | 5141 | 2.97 | 0.34 | 53536 | 16820 | 3.18 | -11.67 | -8.09 |
| Jun-04 | 13331 | 4469 | 2.98 | 0.34 | 63105 | 19351 | 3.26 | -12.74 | -8.75 |
| Jul-04 | 14137 | 4748 | 2.98 | 0.40 | 58667 | 18450 | 3.18 | -10.91 | -7.63 |
| Aug-04 | 9290 | 3095 | 3.00 | 0.41 | 61161 | 18777 | 3.26 | -11.26 | -7.85 |
| Sep-04 | 7331 | 2458 | 2.98 | 0.30 | 63536 | 20071 | 3.17 | -7.09 | -5.31 |
| Oct-04 | 10892 | 3645 | 2.99 | 0.27 | 55271 | 17396 | 3.18 | -8.98 | -6.46 |
| Nov-04 | 5745 | 1926 | 2.98 | 0.32 | 53425 | 16405 | 3.26 | -9.42 | -6.73 |
| Dec-04 | 5941 | 1988 | 2.99 | 0.41 | 47784 | 15590 | 3.07 | -2.8 | -2.7 |



| UNE P (Centrex) (Parity) | | | | | | | | | |
|--------------------------|----------|------------|-------------|--------------|-----------|-------------|--------------|-----------|------------|
| Date | CLEC Num | CLEC Denom | CLEC Result | CLEC Std Dev | Qwest Num | Qwest Denom | Qwest Result | Mod Z Scr | Parity Scr |
| Jan-04 | | | | | | | | | |
| Feb-04 | 20 | 4 | 5.00 | 0.00 | 15 | 4 | 3.75 | -3.72 | -3.26 |
| Mar-04 | 3 | 1 | 3.00 | | 41 | 9 | 4.56 | -1.67 | -2.02 |
| Apr-04 | | | | | | | | | |
| May-04 | | | | | | | | | |
| Jun-04 | 0 | 1 | 0.00 | | 3 | 1 | 3.00 | | N/A |
| Jul-04 | | | | | | | | | |
| Aug-04 | 0 | 3 | 0.00 | 0.00 | | | | | N/A |
| Sep-04 | | | | | | | | | |
| Oct-04 | | | | | | | | | |
| Nov-04 | | | | | | | | | |
| Dec-04 | 0 | 1 | 0.00 | | 17 | 7 | 2.43 | -1.1 | -1.67 |

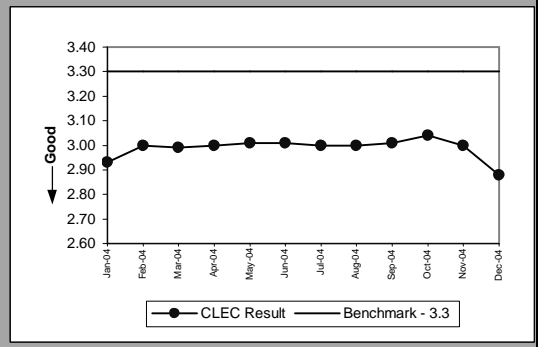


| UNE P (Centrex 21) (Parity) | | | | | | | | | |
|-----------------------------|----------|------------|-------------|--------------|-----------|-------------|--------------|-----------|------------|
| Date | CLEC Num | CLEC Denom | CLEC Result | CLEC Std Dev | Qwest Num | Qwest Denom | Qwest Result | Mod Z Scr | Parity Scr |
| Jan-04 | | | | | | | | | |
| Feb-04 | | | | | | | | | |
| Mar-04 | | | | | | | | | |
| Apr-04 | 3 | 1 | 3.00 | | 51 | 24 | 2.12 | 0.05 | -0.97 |
| May-04 | | | | | | | | | |
| Jun-04 | 14 | 5 | 2.80 | 0.45 | 106 | 34 | 3.12 | -0.54 | -1.33 |
| Jul-04 | | | | | | | | | |
| Aug-04 | 0 | 1 | 0.00 | | 89 | 35 | 2.54 | -1.74 | -2.06 |
| Sep-04 | | | | | | | | | |
| Oct-04 | 9 | 3 | 3.00 | 0.00 | 143 | 18 | 7.94 | -0.36 | -1.22 |
| Nov-04 | | | | | | | | | |
| Dec-04 | 3 | 1 | 3.00 | | 55 | 20 | 2.75 | -0.72 | -1.44 |

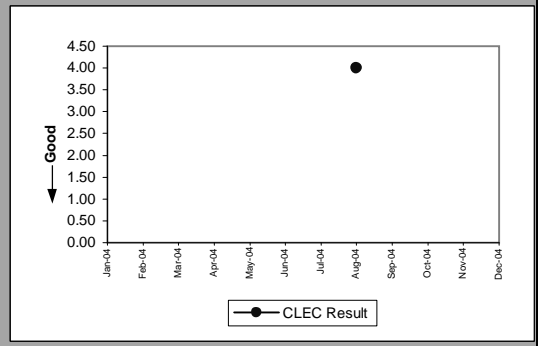


OP-4C - Installation Interval (Average Days) - No dispatches

| Line Sharing (Benchmark) | | | | | | |
|--------------------------|-----------|-------------|-------------|--------------|--|--|
| Date | Numerator | Denominator | CLEC Result | Standard Dev | | |
| Jan-04 | 1835 | 626 | 2.93 | 0.52 | | |
| Feb-04 | 1353 | 451 | 3.00 | 0.74 | | |
| Mar-04 | 1225 | 410 | 2.99 | 0.16 | | |
| Apr-04 | 1108 | 369 | 3.00 | 0.42 | | |
| May-04 | 1082 | 359 | 3.01 | 0.26 | | |
| Jun-04 | 1244 | 413 | 3.01 | 0.23 | | |
| Jul-04 | 1014 | 338 | 3.00 | 0.00 | | |
| Aug-04 | 1292 | 431 | 3.00 | 0.08 | | |
| Sep-04 | 1410 | 468 | 3.01 | 0.35 | | |
| Oct-04 | 249 | 82 | 3.04 | 0.25 | | |
| Nov-04 | 15 | 5 | 3.00 | 0.00 | | |
| Dec-04 | 23 | 8 | 2.88 | 0.35 | | |

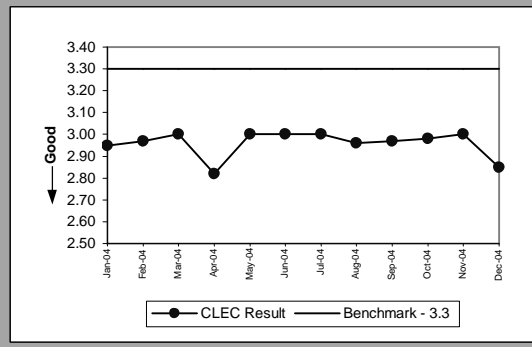


| Sub-Loop Unbundling (Diagnostic) | | | | |
|----------------------------------|-----------|-------------|-------------|--------------|
| Date | Numerator | Denominator | CLEC Result | Standard Dev |
| Jan-04 | | | | |
| Feb-04 | | | | |
| Mar-04 | | | | |
| Apr-04 | | | | |
| May-04 | | | | |
| Jun-04 | | | | |
| Jul-04 | | | | |
| Aug-04 | 8 | 2 | 4.00 | 0.00 |
| Sep-04 | | | | |
| Oct-04 | | | | |
| Nov-04 | | | | |
| Dec-04 | | | | |



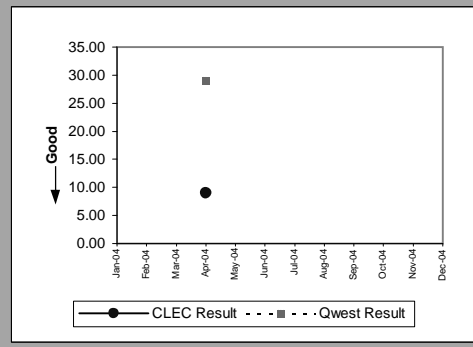
OP-4C - Installation Interval (Average Days) - No dispatches

| Line Splitting | | | | | | |
|----------------|-----------|-------------|-------------|--------------|--|--|
| Date | Numerator | Denominator | CLEC Result | Standard Dev | | |
| Jan-04 | 186 | 63 | 2.95 | 0.38 | | |
| Feb-04 | 101 | 34 | 2.97 | 0.17 | | |
| Mar-04 | 117 | 39 | 3.00 | 0.00 | | |
| Apr-04 | 62 | 22 | 2.82 | 0.66 | | |
| May-04 | 60 | 20 | 3.00 | 0.00 | | |
| Jun-04 | 96 | 32 | 3.00 | 0.00 | | |
| Jul-04 | 180 | 60 | 3.00 | 0.00 | | |
| Aug-04 | 151 | 51 | 2.96 | 0.20 | | |
| Sep-04 | 175 | 59 | 2.97 | 0.18 | | |
| Oct-04 | 149 | 50 | 2.98 | 0.14 | | |
| Nov-04 | 165 | 55 | 3.00 | 0.00 | | |
| Dec-04 | 131 | 46 | 2.85 | 0.36 | | |

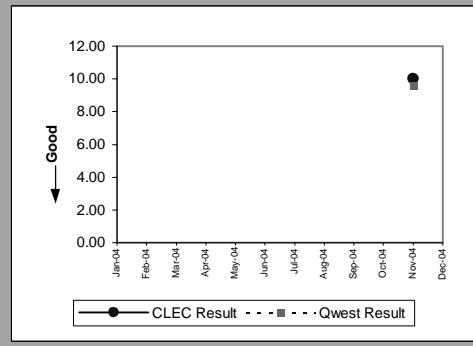


OP-4D - Installation Interval (Average Days) - Interval Zone One

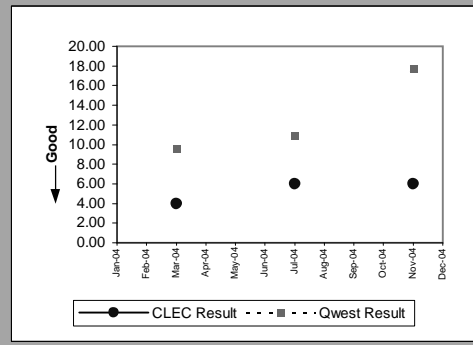
| ISDN Primary (Parity) | | | | | | | | | |
|-----------------------|----------|------------|-------------|--------------|-----------|-------------|--------------|-----------|------------|
| Date | CLEC Num | CLEC Denom | CLEC Result | CLEC Std Dev | Qwest Num | Qwest Denom | Qwest Result | Mod Z Scr | Parity Scr |
| Jan-04 | | | | | | | | | |
| Feb-04 | | | | | | | | | |
| Mar-04 | | | | | | | | | |
| Apr-04 | 27 | 3 | 9.00 | 0.00 | 1805 | 62 | 29.11 | -1.52 | -1.93 |
| May-04 | | | | | | | | | |
| Jun-04 | | | | | | | | | |
| Jul-04 | | | | | | | | | |
| Aug-04 | | | | | | | | | |
| Sep-04 | | | | | | | | | |
| Oct-04 | | | | | | | | | |
| Nov-04 | | | | | | | | | |
| Dec-04 | | | | | | | | | |



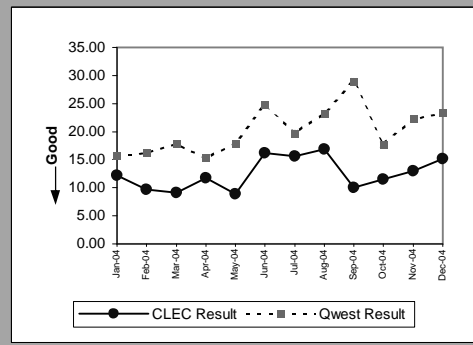
| DS1 (Parity) | | | | | | | | | |
|--------------|----------|------------|-------------|--------------|-----------|-------------|--------------|-----------|------------|
| Date | CLEC Num | CLEC Denom | CLEC Result | CLEC Std Dev | Qwest Num | Qwest Denom | Qwest Result | Mod Z Scr | Parity Scr |
| Jan-04 | | | | | | | | | |
| Feb-04 | | | | | | | | | |
| Mar-04 | | | | | | | | | |
| Apr-04 | | | | | | | | | |
| May-04 | | | | | | | | | |
| Jun-04 | | | | | | | | | |
| Jul-04 | | | | | | | | | |
| Aug-04 | | | | | | | | | |
| Sep-04 | | | | | | | | | |
| Oct-04 | | | | | | | | | |
| Nov-04 | 10 | 1 | 10.00 | | 775 | 81 | 9.57 | 0.58 | -0.65 |
| Dec-04 | | | | | | | | | |



| PBX (Parity) | | | | | | | | | |
|--------------|----------|------------|-------------|--------------|-----------|-------------|--------------|-----------|------------|
| Date | CLEC Num | CLEC Denom | CLEC Result | CLEC Std Dev | Qwest Num | Qwest Denom | Qwest Result | Mod Z Scr | Parity Scr |
| Jan-04 | | | | | | | | | |
| Feb-04 | | | | | | | | | |
| Mar-04 | 4 | 1 | 4.00 | | 344 | 36 | 9.56 | -0.59 | -1.36 |
| Apr-04 | | | | | | | | | |
| May-04 | | | | | | | | | |
| Jun-04 | | | | | | | | | |
| Jul-04 | 6 | 1 | 6.00 | | 207 | 19 | 10.89 | -0.46 | -1.28 |
| Aug-04 | | | | | | | | | |
| Sep-04 | | | | | | | | | |
| Oct-04 | | | | | | | | | |
| Nov-04 | 6 | 1 | 6.00 | | 319 | 18 | 17.72 | -0.39 | -1.24 |
| Dec-04 | | | | | | | | | |

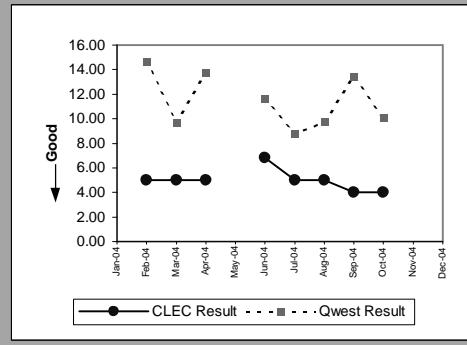


| LIS Trunk (Parity) | | | | | | | | | |
|--------------------|----------|------------|-------------|--------------|-----------|-------------|--------------|-----------|------------|
| Date | CLEC Num | CLEC Denom | CLEC Result | CLEC Std Dev | Qwest Num | Qwest Denom | Qwest Result | Mod Z Scr | Parity Scr |
| Jan-04 | 257 | 21 | 12.24 | 5.52 | 268 | 17 | 15.76 | -1.72 | -2.05 |
| Feb-04 | 135 | 14 | 9.64 | 3.13 | 292 | 18 | 16.22 | -3.17 | -2.93 |
| Mar-04 | 273 | 30 | 9.10 | 3.34 | 448 | 25 | 17.92 | -5.45 | -4.32 |
| Apr-04 | 199 | 17 | 11.71 | 6.72 | 230 | 15 | 15.33 | -1.64 | -2 |
| May-04 | 98 | 11 | 8.91 | 4.44 | 305 | 17 | 17.94 | -4.13 | -3.51 |
| Jun-04 | 226 | 14 | 16.14 | 4.47 | 890 | 36 | 24.72 | -4.52 | -3.75 |
| Jul-04 | 312 | 20 | 15.60 | 4.31 | 217 | 11 | 19.73 | -1.26 | -1.77 |
| Aug-04 | 169 | 10 | 16.90 | 8.01 | 395 | 17 | 23.24 | -1.1 | -1.67 |
| Sep-04 | 70 | 7 | 10.00 | 6.14 | 435 | 15 | 29.00 | -1.94 | -2.18 |
| Oct-04 | 115 | 10 | 11.50 | 5.48 | 212 | 12 | 17.67 | -3.32 | -3.02 |
| Nov-04 | 65 | 5 | 13.00 | 6.52 | 289 | 13 | 22.23 | -2.83 | -2.72 |
| Dec-04 | 303 | 20 | 15.15 | 8.68 | 70 | 3 | 23.33 | -1.16 | -1.71 |

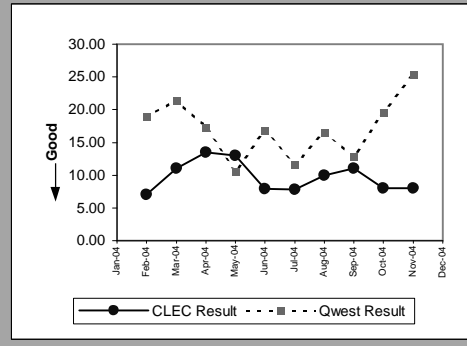


OP-4D - Installation Interval (Average Days) - Interval Zone One

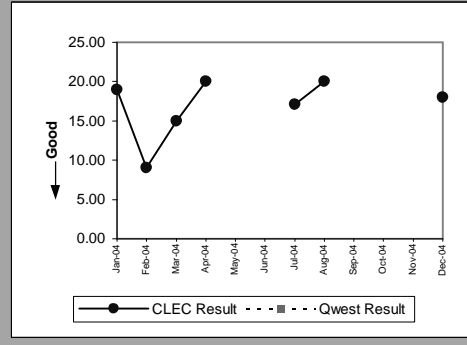
| UDIT DS1) (Parity) | | | | | | | | | |
|--------------------|----------|------------|-------------|--------------|-----------|-------------|--------------|-----------|------------|
| Date | CLEC Num | CLEC Denom | CLEC Result | CLEC Std Dev | Qwest Num | Qwest Denom | Qwest Result | Mod Z Scr | Parity Scr |
| Jan-04 | | | | | | | | | |
| Feb-04 | 10 | 2 | 5.00 | 1.41 | 1376 | 94 | 14.64 | -1.34 | -1.82 |
| Mar-04 | 10 | 2 | 5.00 | 0.00 | 1213 | 125 | 9.70 | -1.1 | -1.67 |
| Apr-04 | 5 | 1 | 5.00 | | 1157 | 84 | 13.77 | -0.83 | -1.5 |
| May-04 | | | | | | | | | |
| Jun-04 | 41 | 6 | 6.83 | 0.41 | 1698 | 146 | 11.63 | -1 | -1.61 |
| Jul-04 | 10 | 2 | 5.00 | 0.00 | 1219 | 139 | 8.77 | -0.96 | -1.58 |
| Aug-04 | 5 | 1 | 5.00 | | 711 | 73 | 9.74 | -0.82 | -1.5 |
| Sep-04 | 8 | 2 | 4.00 | 1.41 | 1457 | 109 | 13.37 | -0.96 | -1.58 |
| Oct-04 | 4 | 1 | 4.00 | | 1074 | 107 | 10.04 | -0.79 | -1.48 |
| Nov-04 | | | | | | | | | |
| Dec-04 | | | | | | | | | |



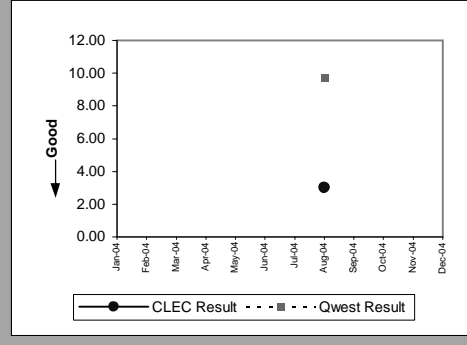
| UDIT Above DS1 Level) (Parity) | | | | | | | | | |
|--------------------------------|----------|------------|-------------|--------------|-----------|-------------|--------------|-----------|------------|
| Date | CLEC Num | CLEC Denom | CLEC Result | CLEC Std Dev | Qwest Num | Qwest Denom | Qwest Result | Mod Z Scr | Parity Scr |
| Jan-04 | | | | | | | | | |
| Feb-04 | 7 | 1 | 7.00 | | 532 | 28 | 19.00 | -0.57 | -1.35 |
| Mar-04 | 22 | 2 | 11.00 | 5.66 | 793 | 37 | 21.43 | -0.55 | -1.33 |
| Apr-04 | 27 | 2 | 13.50 | 9.19 | 260 | 15 | 17.33 | -0.26 | -1.16 |
| May-04 | 13 | 1 | 13.00 | | 212 | 20 | 10.60 | 1.12 | -0.32 |
| Jun-04 | 71 | 9 | 7.89 | 1.45 | 336 | 20 | 16.80 | -1.18 | -1.71 |
| Jul-04 | 39 | 5 | 7.80 | 1.79 | 233 | 20 | 11.65 | -1.75 | -2.06 |
| Aug-04 | 10 | 1 | 10.00 | | 264 | 16 | 16.50 | -0.32 | -1.19 |
| Sep-04 | 44 | 4 | 11.00 | 0.82 | 294 | 23 | 12.78 | -0.18 | -1.11 |
| Oct-04 | 8 | 1 | 8.00 | | 450 | 23 | 19.57 | -0.39 | -1.24 |
| Nov-04 | 16 | 2 | 8.00 | 1.41 | 431 | 17 | 25.35 | -1.64 | -2 |
| Dec-04 | | | | | | | | | |



| Dark Fiber - IOF) (Diagnostic) | | | | | | | | | |
|--------------------------------|----------|------------|-------------|--------------|-----------|-------------|--------------|-----------|------------|
| Date | CLEC Num | CLEC Denom | CLEC Result | CLEC Std Dev | Qwest Num | Qwest Denom | Qwest Result | Mod Z Scr | Parity Scr |
| Jan-04 | 19 | 1 | 19.00 | | | | | | N/A |
| Feb-04 | 9 | 1 | 9.00 | | | | | | N/A |
| Mar-04 | 30 | 2 | 15.00 | 0.00 | | | | | N/A |
| Apr-04 | 20 | 1 | 20.00 | | | | | | N/A |
| May-04 | | | | | | | | | |
| Jun-04 | | | | | | | | | |
| Jul-04 | 171 | 10 | 17.10 | 3.21 | | | | | N/A |
| Aug-04 | 80 | 4 | 20.00 | 0.00 | | | | | N/A |
| Sep-04 | | | | | | | | | |
| Oct-04 | | | | | | | | | |
| Nov-04 | | | | | | | | | |
| Dec-04 | 18 | 1 | 18.00 | | | | | | N/A |



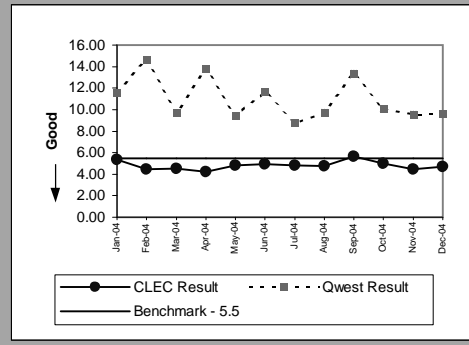
| Unbundled Loop - 4 Wire Non-Loaded) (Parity) | | | | | | | | | |
|--|----------|------------|-------------|--------------|-----------|-------------|--------------|-----------|------------|
| Date | CLEC Num | CLEC Denom | CLEC Result | CLEC Std Dev | Qwest Num | Qwest Denom | Qwest Result | Mod Z Scr | Parity Scr |
| Jan-04 | | | | | | | | | |
| Feb-04 | | | | | | | | | |
| Mar-04 | | | | | | | | | |
| Apr-04 | | | | | | | | | |
| May-04 | | | | | | | | | |
| Jun-04 | | | | | | | | | |
| Jul-04 | | | | | | | | | |
| Aug-04 | 3 | 1 | 3.00 | | 711 | 73 | 9.74 | -1.17 | -1.71 |
| Sep-04 | | | | | | | | | |
| Oct-04 | | | | | | | | | |
| Nov-04 | | | | | | | | | |
| Dec-04 | | | | | | | | | |



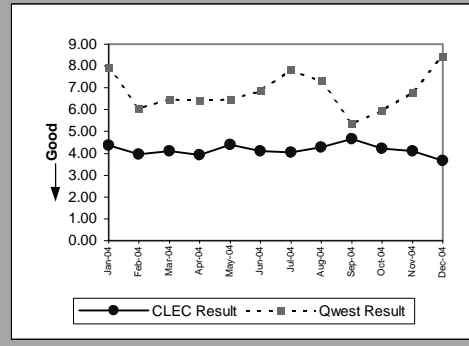
Results provide std and retail parity perf. for all states. The UBL-DS1 std of 5.5 days applies to AZ, CO, MN, NM, SD, UT, WA. The parity std of UBL-DS1 to retail DS1 applies to all other states.

OP-4D - Installation Interval (Average Days) - Interval Zone One

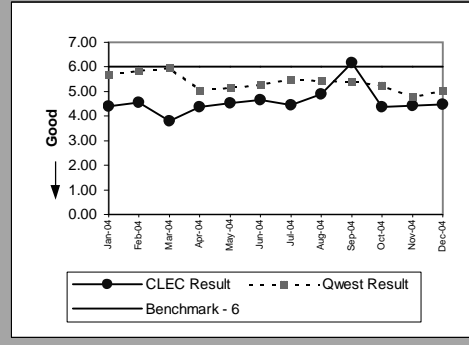
| Unbundled Loop - DS1 Capable (Parity) | | | | | | | | | |
|---------------------------------------|----------|------------|-------------|--------------|-----------|-------------|--------------|-----------|------------|
| Date | CLEC Num | CLEC Denom | CLEC Result | CLEC Std Dev | Qwest Num | Qwest Denom | Qwest Result | Mod Z Scr | Parity Scr |
| Jan-04 | 405 | 76 | 5.33 | 4.67 | 1819 | 157 | 11.59 | -6.52 | -4.96 |
| Feb-04 | 330 | 74 | 4.46 | 1.72 | 1376 | 94 | 14.64 | -6.52 | -4.97 |
| Mar-04 | 575 | 127 | 4.53 | 0.92 | 1213 | 125 | 9.70 | -6.86 | -5.17 |
| Apr-04 | 310 | 73 | 4.25 | 0.92 | 1157 | 84 | 13.77 | -5.67 | -4.45 |
| May-04 | 316 | 66 | 4.79 | 1.42 | 648 | 69 | 9.39 | -5.65 | -4.43 |
| Jun-04 | 357 | 72 | 4.96 | 1.56 | 1698 | 146 | 11.63 | -4 | -3.43 |
| Jul-04 | 405 | 84 | 4.82 | 1.22 | 1219 | 139 | 8.77 | -5.16 | -4.13 |
| Aug-04 | 488 | 102 | 4.78 | 1.24 | 711 | 73 | 9.74 | -5.66 | -4.44 |
| Sep-04 | 629 | 111 | 5.67 | 3.85 | 1457 | 109 | 13.37 | -4.17 | -3.53 |
| Oct-04 | 514 | 103 | 4.99 | 3.01 | 1074 | 107 | 10.04 | -4.81 | -3.92 |
| Nov-04 | 381 | 85 | 4.48 | 1.39 | 775 | 81 | 9.57 | -6.31 | -4.84 |
| Dec-04 | 393 | 84 | 4.68 | 1.99 | 1342 | 139 | 9.65 | -3.46 | -3.1 |



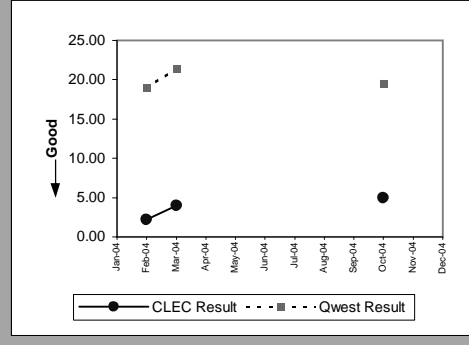
| Unbundled Loop ISDN Capable (Parity) | | | | | | | | | |
|--------------------------------------|----------|------------|-------------|--------------|-----------|-------------|--------------|-----------|------------|
| Date | CLEC Num | CLEC Denom | CLEC Result | CLEC Std Dev | Qwest Num | Qwest Denom | Qwest Result | Mod Z Scr | Parity Scr |
| Jan-04 | 162 | 37 | 4.38 | 1.48 | 476 | 60 | 7.93 | -2.81 | -2.71 |
| Feb-04 | 115 | 29 | 3.97 | 1.35 | 359 | 59 | 6.08 | -2.5 | -2.52 |
| Mar-04 | 127 | 31 | 4.10 | 1.11 | 408 | 63 | 6.48 | -1.89 | -2.15 |
| Apr-04 | 114 | 29 | 3.93 | 1.19 | 705 | 110 | 6.41 | -2.25 | -2.37 |
| May-04 | 167 | 38 | 4.39 | 0.79 | 402 | 62 | 6.48 | -2.27 | -2.38 |
| Jun-04 | 160 | 39 | 4.10 | 1.02 | 364 | 53 | 6.87 | -2.58 | -2.57 |
| Jul-04 | 73 | 18 | 4.06 | 1.21 | 563 | 72 | 7.82 | -1.8 | -2.09 |
| Aug-04 | 120 | 28 | 4.29 | 0.98 | 499 | 68 | 7.34 | -2.22 | -2.35 |
| Sep-04 | 168 | 36 | 4.67 | 2.07 | 236 | 44 | 5.36 | -1.63 | -1.99 |
| Oct-04 | 156 | 37 | 4.22 | 1.38 | 334 | 56 | 5.96 | -1.49 | -1.9 |
| Nov-04 | 131 | 32 | 4.09 | 1.15 | 374 | 55 | 6.80 | -1.71 | -2.04 |
| Dec-04 | 95 | 26 | 3.65 | 1.16 | 354 | 42 | 8.43 | -2.25 | -2.37 |



| Unbundled Loop - ADSL Qualified (Benchmark) | | | | | | | | | |
|---|----------|------------|-------------|--------------|-----------|-------------|--------------|-----------|------------|
| Date | CLEC Num | CLEC Denom | CLEC Result | CLEC Std Dev | Qwest Num | Qwest Denom | Qwest Result | Mod Z Scr | Parity Scr |
| Jan-04 | 66 | 15 | 4.40 | 0.74 | 8428 | 1488 | 5.66 | -1.62 | -1.99 |
| Feb-04 | 41 | 9 | 4.56 | 0.88 | 9600 | 1638 | 5.86 | -1.39 | -1.85 |
| Mar-04 | 38 | 10 | 3.80 | 1.23 | 9159 | 1537 | 5.96 | -2.13 | -2.3 |
| Apr-04 | 61 | 14 | 4.36 | 0.84 | 8166 | 1620 | 5.04 | -1.71 | -2.04 |
| May-04 | 95 | 21 | 4.52 | 1.03 | 9535 | 1848 | 5.16 | -1.44 | -1.88 |
| Jun-04 | 70 | 15 | 4.67 | 0.72 | 12256 | 2320 | 5.28 | -1.18 | -1.72 |
| Jul-04 | 80 | 18 | 4.44 | 0.86 | 12447 | 2264 | 5.50 | -1.67 | -2.02 |
| Aug-04 | 88 | 18 | 4.89 | 0.32 | 11640 | 2143 | 5.43 | -1.04 | -1.63 |
| Sep-04 | 142 | 23 | 6.17 | 4.31 | 12213 | 2262 | 5.40 | 1.74 | 0.06 |
| Oct-04 | 118 | 27 | 4.37 | 1.11 | 10668 | 2033 | 5.25 | -2.51 | -2.53 |
| Nov-04 | 31 | 7 | 4.43 | 0.79 | 8156 | 1699 | 4.80 | -0.53 | -1.32 |
| Dec-04 | 67 | 15 | 4.47 | 0.64 | 8828 | 1762 | 5.01 | -1.01 | -1.62 |



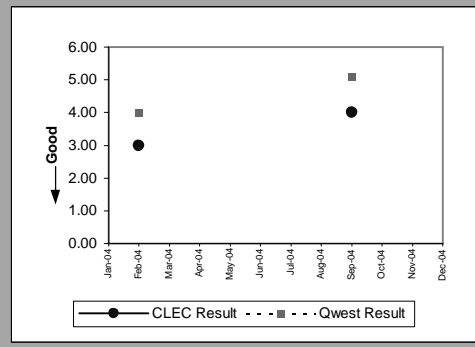
| Unbundled Loop - DS3 Capable (Parity) | | | | | | | | | |
|---------------------------------------|----------|------------|-------------|--------------|-----------|-------------|--------------|-----------|------------|
| Date | CLEC Num | CLEC Denom | CLEC Result | CLEC Std Dev | Qwest Num | Qwest Denom | Qwest Result | Mod Z Scr | Parity Scr |
| Jan-04 | | | | | | | | | |
| Feb-04 | 11 | 5 | 2.20 | 1.10 | 532 | 28 | 19.00 | -1.67 | -2.01 |
| Mar-04 | 28 | 7 | 4.00 | 1.00 | 793 | 37 | 21.43 | -1.61 | -1.98 |
| Apr-04 | | | | | | | | | |
| May-04 | | | | | | | | | |
| Jun-04 | | | | | | | | | |
| Jul-04 | | | | | | | | | |
| Aug-04 | | | | | | | | | |
| Sep-04 | | | | | | | | | |
| Oct-04 | 5 | 1 | 5.00 | | 450 | 23 | 19.57 | -0.49 | -1.3 |
| Nov-04 | | | | | | | | | |
| Dec-04 | | | | | | | | | |



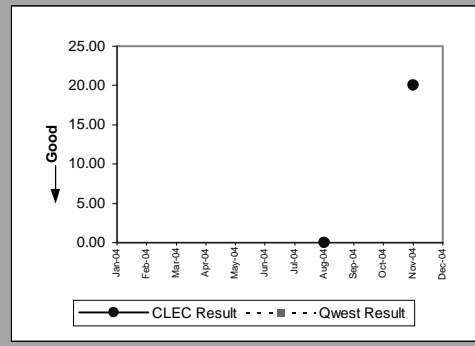
Results provide std and retail parity perf. for all states. The UBL-DS1 std of 5.5 days applies to AZ, CO, MN, NM, SD, UT, WA. The parity std of UBL-DS1 to retail DS1 applies to all other states.

OP-4D - Installation Interval (Average Days) - Interval Zone One

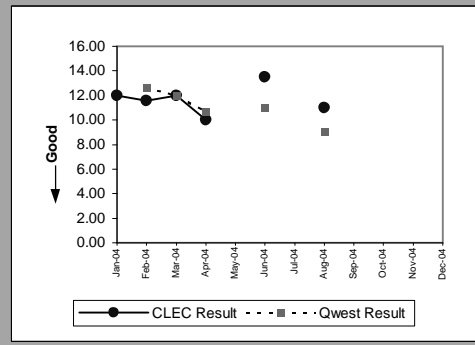
| Qwest DSL (Parity) | | | | | | | | | |
|--------------------|----------|------------|-------------|--------------|-----------|-------------|--------------|-----------|------------|
| Date | CLEC Num | CLEC Denom | CLEC Result | CLEC Std Dev | Qwest Num | Qwest Denom | Qwest Result | Mod Z Scr | Parity Scr |
| Jan-04 | | | | | | | | | |
| Feb-04 | 9 | 3 | 3.00 | 1.73 | 32 | 8 | 4.00 | -0.69 | -1.42 |
| Mar-04 | | | | | | | | | |
| Apr-04 | | | | | | | | | |
| May-04 | | | | | | | | | |
| Jun-04 | | | | | | | | | |
| Jul-04 | | | | | | | | | |
| Aug-04 | | | | | | | | | |
| Sep-04 | 8 | 2 | 4.00 | 1.41 | 46 | 9 | 5.11 | -0.81 | -1.49 |
| Oct-04 | | | | | | | | | |
| Nov-04 | | | | | | | | | |
| Dec-04 | | | | | | | | | |



| Dark Fiber - Loop (Diagnostic) | | | | | | | | | |
|--------------------------------|----------|------------|-------------|--------------|-----------|-------------|--------------|-----------|------------|
| Date | CLEC Num | CLEC Denom | CLEC Result | CLEC Std Dev | Qwest Num | Qwest Denom | Qwest Result | Mod Z Scr | Parity Scr |
| Jan-04 | | | | | | | | | |
| Feb-04 | | | | | | | | | |
| Mar-04 | | | | | | | | | |
| Apr-04 | | | | | | | | | |
| May-04 | | | | | | | | | |
| Jun-04 | | | | | | | | | |
| Jul-04 | | | | | | | | | |
| Aug-04 | 0 | 1 | 0.00 | | | | | | N/A |
| Sep-04 | | | | | | | | | |
| Oct-04 | | | | | | | | | |
| Nov-04 | 20 | 1 | 20.00 | | | | | | N/A |
| Dec-04 | | | | | | | | | |



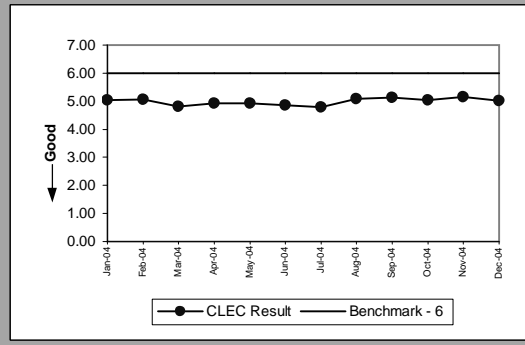
| E911 (Parity) | | | | | | | | | |
|---------------|----------|------------|-------------|--------------|-----------|-------------|--------------|-----------|------------|
| Date | CLEC Num | CLEC Denom | CLEC Result | CLEC Std Dev | Qwest Num | Qwest Denom | Qwest Result | Mod Z Scr | Parity Scr |
| Jan-04 | 60 | 5 | 12.00 | 0.00 | | | | | N/A |
| Feb-04 | 81 | 7 | 11.57 | 0.53 | 38 | 3 | 12.67 | -1.37 | -1.84 |
| Mar-04 | 24 | 2 | 12.00 | 0.00 | 24 | 2 | 12.00 | | N/A |
| Apr-04 | 20 | 2 | 10.00 | 0.00 | 32 | 3 | 10.67 | -0.25 | -1.15 |
| May-04 | | | | | | | | | |
| Jun-04 | 54 | 4 | 13.50 | 3.00 | 22 | 2 | 11.00 | | N/A |
| Jul-04 | | | | | | | | | |
| Aug-04 | 44 | 4 | 11.00 | 0.00 | 27 | 3 | 9.00 | -3.72 | -3.26 |
| Sep-04 | | | | | | | | | |
| Oct-04 | | | | | | | | | |
| Nov-04 | | | | | | | | | |
| Dec-04 | | | | | | | | | |



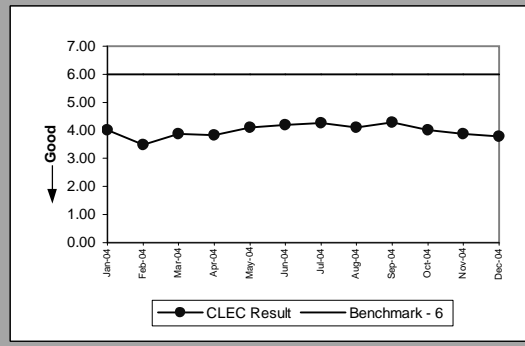
Results provide std and retail parity perf. for all states. The UBL-DS1 std of 5.5 days applies to AZ, CO, MN, NM, SD, UT, WA. The parity std of UBL-DS1 to retail DS1 applies to all other states.

OP-4D - Installation Interval (Average Days) - Interval Zone One

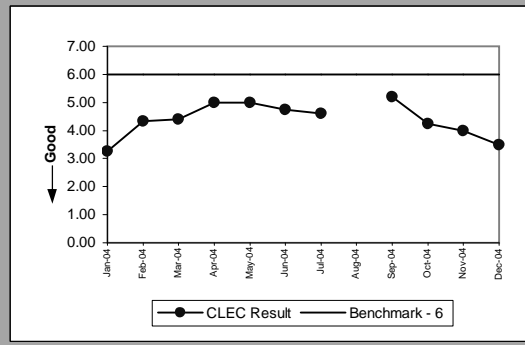
| Unbundled Loop Analog) (Benchmark) | | | | | |
|------------------------------------|-----|-------|-------------|--------------|------|
| Date | Num | Denom | CLEC Result | Standard Dev | |
| Jan-04 | | 3179 | 631 | 5.04 | 1.53 |
| Feb-04 | | 2967 | 585 | 5.07 | 1.41 |
| Mar-04 | | 3134 | 652 | 4.81 | 1.55 |
| Apr-04 | | 3711 | 752 | 4.93 | 1.78 |
| May-04 | | 3292 | 668 | 4.93 | 1.26 |
| Jun-04 | | 3628 | 746 | 4.86 | 1.48 |
| Jul-04 | | 4392 | 919 | 4.78 | 1.66 |
| Aug-04 | | 4041 | 794 | 5.09 | 1.53 |
| Sep-04 | | 4063 | 791 | 5.14 | 2.03 |
| Oct-04 | | 3527 | 701 | 5.03 | 1.08 |
| Nov-04 | | 3460 | 671 | 5.16 | 2.05 |
| Dec-04 | | 3355 | 669 | 5.01 | 1.91 |



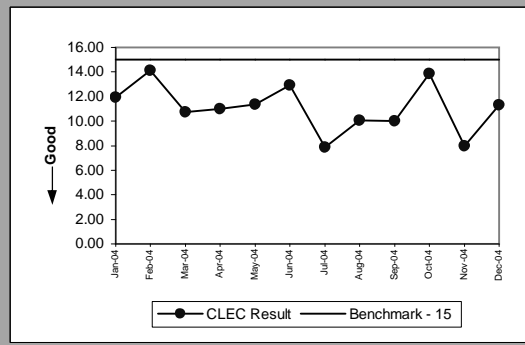
| Unbundled Loop - 2 Wire Non-Loaded) (Benchmark) | | | | | |
|---|-----|-------|-------------|--------------|------|
| Date | Num | Denom | CLEC Result | Standard Dev | |
| Jan-04 | | 563 | 140 | 4.02 | 1.17 |
| Feb-04 | | 448 | 128 | 3.50 | 1.33 |
| Mar-04 | | 607 | 157 | 3.87 | 1.18 |
| Apr-04 | | 480 | 125 | 3.84 | 1.13 |
| May-04 | | 546 | 133 | 4.11 | 1.09 |
| Jun-04 | | 512 | 122 | 4.20 | 1.73 |
| Jul-04 | | 860 | 202 | 4.26 | 1.16 |
| Aug-04 | | 1127 | 275 | 4.10 | 1.35 |
| Sep-04 | | 1521 | 355 | 4.28 | 1.63 |
| Oct-04 | | 1550 | 387 | 4.01 | 1.42 |
| Nov-04 | | 1440 | 371 | 3.88 | 1.49 |
| Dec-04 | | 1056 | 279 | 3.78 | 1.40 |



| Unbundled Loop - XDSL) (Benchmark) | | | | | |
|------------------------------------|-----|-------|-------------|--------------|------|
| Date | Num | Denom | CLEC Result | Standard Dev | |
| Jan-04 | | 13 | 4 | 3.25 | 1.50 |
| Feb-04 | | 13 | 3 | 4.33 | 1.15 |
| Mar-04 | | 22 | 5 | 4.40 | 1.34 |
| Apr-04 | | 10 | 2 | 5.00 | 0.00 |
| May-04 | | 30 | 6 | 5.00 | 0.00 |
| Jun-04 | | 19 | 4 | 4.75 | 0.50 |
| Jul-04 | | 23 | 5 | 4.60 | 0.55 |
| Aug-04 | | | | | |
| Sep-04 | | 26 | 5 | 5.20 | 2.17 |
| Oct-04 | | 34 | 8 | 4.25 | 0.89 |
| Nov-04 | | 16 | 4 | 4.00 | 1.15 |
| Dec-04 | | 14 | 4 | 3.50 | 1.29 |

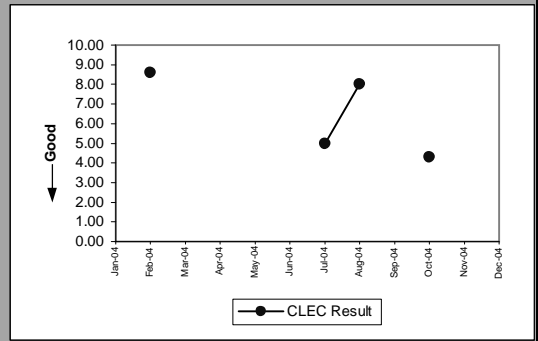


| Unbundled Loop Conditioned) (Benchmark) | | | | | |
|---|-----|-------|-------------|--------------|------|
| Date | Num | Denom | CLEC Result | Standard Dev | |
| Jan-04 | | 346 | 29 | 11.93 | 6.76 |
| Feb-04 | | 198 | 14 | 14.14 | 4.96 |
| Mar-04 | | 344 | 32 | 10.75 | 5.54 |
| Apr-04 | | 77 | 7 | 11.00 | 6.45 |
| May-04 | | 91 | 8 | 11.38 | 5.97 |
| Jun-04 | | 246 | 19 | 12.95 | 5.15 |
| Jul-04 | | 71 | 9 | 7.89 | 6.25 |
| Aug-04 | | 141 | 14 | 10.07 | 6.60 |
| Sep-04 | | 150 | 15 | 10.00 | 6.34 |
| Oct-04 | | 222 | 16 | 13.88 | 7.82 |
| Nov-04 | | 48 | 6 | 8.00 | 4.20 |
| Dec-04 | | 113 | 10 | 11.30 | 4.52 |

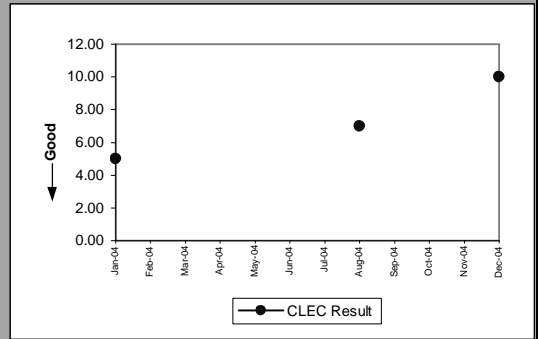


OP-4D - Installation Interval (Average Days) - Interval Zone One

| Enhanced Extended Loops - DS0 Capable (Diagnostic) | | | | | |
|--|-----|-------|-------------|--------------|------|
| Date | Num | Denom | CLEC Result | Standard Dev | |
| Jan-04 | | | | | |
| Feb-04 | | 43 | 5 | 8.60 | 1.34 |
| Mar-04 | | | | | |
| Apr-04 | | | | | |
| May-04 | | | | | |
| Jun-04 | | | | | |
| Jul-04 | | 10 | 2 | 5.00 | 0.00 |
| Aug-04 | | 16 | 2 | 8.00 | 0.00 |
| Sep-04 | | | | | |
| Oct-04 | | 30 | 7 | 4.29 | 0.49 |
| Nov-04 | | | | | |
| Dec-04 | | | | | |

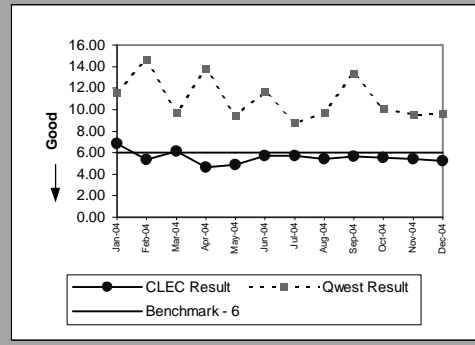


| Enhanced Extended Loops - DS3 Capable (Diagnostic) | | | | | |
|--|-----|-------|-------------|--------------|--|
| Date | Num | Denom | CLEC Result | Standard Dev | |
| Jan-04 | | 5 | 1 | 5.00 | |
| Feb-04 | | | | | |
| Mar-04 | | | | | |
| Apr-04 | | | | | |
| May-04 | | | | | |
| Jun-04 | | | | | |
| Jul-04 | | | | | |
| Aug-04 | | 7 | 1 | 7.00 | |
| Sep-04 | | | | | |
| Oct-04 | | | | | |
| Nov-04 | | | | | |
| Dec-04 | | 10 | 1 | 10.00 | |



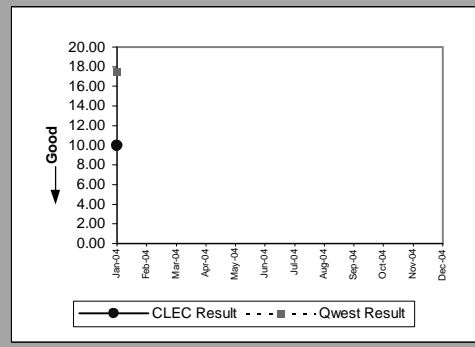
OP-4D - Installation Interval (Average Days) - Interval Zone One

| Enhanced Extended Loops - DS1 Capable (Benchmark) | | | | | | | | | |
|---|----------|------------|-------------|--------------|-----------|-------------|--------------|-----------|------------|
| Date | CLEC Num | CLEC Denom | CLEC Result | CLEC Std Dev | Qwest Num | Qwest Denom | Qwest Result | Mod Z Scr | Parity Scr |
| Jan-04 | 198 | 29 | 6.83 | 5.16 | 1819 | 157 | 11.59 | -3.43 | -3.08 |
| Feb-04 | 176 | 33 | 5.33 | 2.22 | 1376 | 94 | 14.64 | -4.58 | -3.79 |
| Mar-04 | 252 | 41 | 6.15 | 6.43 | 1213 | 125 | 9.70 | -3.3 | -3.01 |
| Apr-04 | 260 | 56 | 4.64 | 1.03 | 1157 | 84 | 13.77 | -5.04 | -4.06 |
| May-04 | 201 | 41 | 4.90 | 3.58 | 648 | 69 | 9.39 | -4.81 | -3.92 |
| Jun-04 | 321 | 56 | 5.73 | 3.50 | 1698 | 146 | 11.63 | -3.24 | -2.97 |
| Jul-04 | 182 | 32 | 5.69 | 2.49 | 1219 | 139 | 8.77 | -2.84 | -2.72 |
| Aug-04 | 200 | 37 | 5.41 | 1.91 | 711 | 73 | 9.74 | -3.76 | -3.29 |
| Sep-04 | 476 | 84 | 5.67 | 3.62 | 1457 | 109 | 13.37 | -3.87 | -3.35 |
| Oct-04 | 492 | 89 | 5.53 | 2.95 | 1074 | 107 | 10.04 | -4.14 | -3.51 |
| Nov-04 | 275 | 51 | 5.39 | 2.25 | 775 | 81 | 9.57 | -4.5 | -3.74 |
| Dec-04 | 344 | 66 | 5.21 | 1.84 | 1342 | 139 | 9.65 | -2.86 | -2.74 |

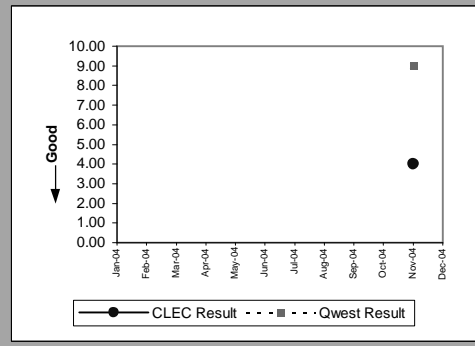


OP-4E - Installation Interval (Average Days) - Interval Zone Two

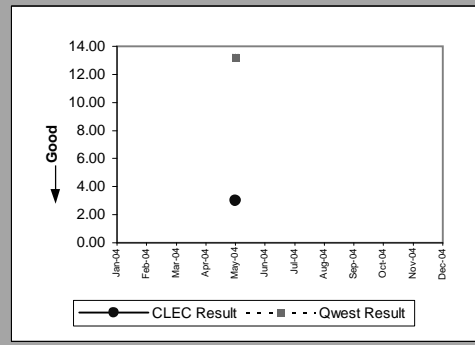
| ISDN Primary (Parity) | | | | | | | | | |
|-----------------------|----------|------------|-------------|--------------|-----------|-------------|--------------|-----------|------------|
| Date | CLEC Num | CLEC Denom | CLEC Result | CLEC Std Dev | Qwest Num | Qwest Denom | Qwest Result | Mod Z Scr | Parity Scr |
| Jan-04 | 10 | 1 | 10.00 | | 262 | 15 | 17.47 | -1.03 | -1.63 |
| Feb-04 | | | | | | | | | |
| Mar-04 | | | | | | | | | |
| Apr-04 | | | | | | | | | |
| May-04 | | | | | | | | | |
| Jun-04 | | | | | | | | | |
| Jul-04 | | | | | | | | | |
| Aug-04 | | | | | | | | | |
| Sep-04 | | | | | | | | | |
| Oct-04 | | | | | | | | | |
| Nov-04 | | | | | | | | | |
| Dec-04 | | | | | | | | | |



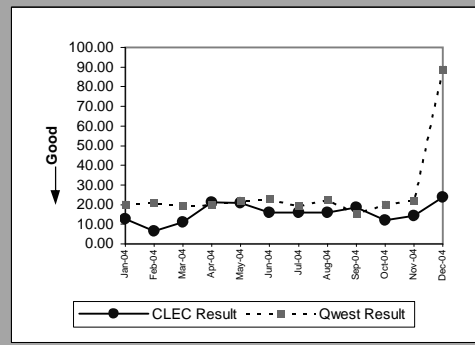
| DS0 (Parity) | | | | | | | | | |
|--------------|----------|------------|-------------|--------------|-----------|-------------|--------------|-----------|------------|
| Date | CLEC Num | CLEC Denom | CLEC Result | CLEC Std Dev | Qwest Num | Qwest Denom | Qwest Result | Mod Z Scr | Parity Scr |
| Jan-04 | | | | | | | | | |
| Feb-04 | | | | | | | | | |
| Mar-04 | | | | | | | | | |
| Apr-04 | | | | | | | | | |
| May-04 | | | | | | | | | |
| Jun-04 | | | | | | | | | |
| Jul-04 | | | | | | | | | |
| Aug-04 | | | | | | | | | |
| Sep-04 | | | | | | | | | |
| Oct-04 | | | | | | | | | |
| Nov-04 | 36 | 9 | 4.00 | 0.00 | 692 | 77 | 8.99 | -1.83 | -2.11 |
| Dec-04 | | | | | | | | | |



| DS1 (Parity) | | | | | | | | | |
|--------------|----------|------------|-------------|--------------|-----------|-------------|--------------|-----------|------------|
| Date | CLEC Num | CLEC Denom | CLEC Result | CLEC Std Dev | Qwest Num | Qwest Denom | Qwest Result | Mod Z Scr | Parity Scr |
| Jan-04 | | | | | | | | | |
| Feb-04 | | | | | | | | | |
| Mar-04 | | | | | | | | | |
| Apr-04 | | | | | | | | | |
| May-04 | 3 | 1 | 3.00 | | 1270 | 96 | 13.23 | -0.69 | -1.42 |
| Jun-04 | | | | | | | | | |
| Jul-04 | | | | | | | | | |
| Aug-04 | | | | | | | | | |
| Sep-04 | | | | | | | | | |
| Oct-04 | | | | | | | | | |
| Nov-04 | | | | | | | | | |
| Dec-04 | | | | | | | | | |

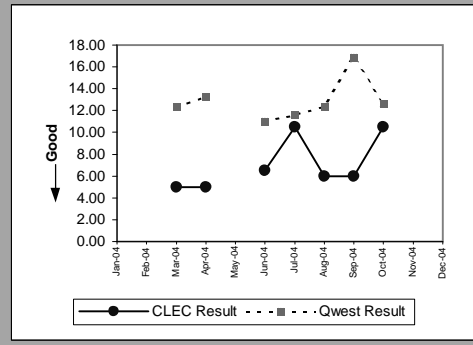


| LIS Trunk (Parity) | | | | | | | | | |
|--------------------|----------|------------|-------------|--------------|-----------|-------------|--------------|-----------|------------|
| Date | CLEC Num | CLEC Denom | CLEC Result | CLEC Std Dev | Qwest Num | Qwest Denom | Qwest Result | Mod Z Scr | Parity Scr |
| Jan-04 | 140 | 11 | 12.73 | 4.36 | 342 | 17 | 20.12 | -4.95 | -4.01 |
| Feb-04 | 26 | 4 | 6.50 | 3.70 | 668 | 32 | 20.88 | -5.07 | -4.08 |
| Mar-04 | 112 | 10 | 11.20 | 2.30 | 516 | 27 | 19.11 | -4.59 | -3.79 |
| Apr-04 | 232 | 11 | 21.09 | 1.70 | 457 | 23 | 19.87 | 0.7 | -0.57 |
| May-04 | 126 | 6 | 21.00 | 1.67 | 1345 | 62 | 21.69 | -0.45 | -1.27 |
| Jun-04 | 161 | 10 | 16.10 | 7.53 | 617 | 27 | 22.85 | -3.9 | -3.37 |
| Jul-04 | 209 | 13 | 16.08 | 3.84 | 556 | 29 | 19.17 | -2.29 | -2.39 |
| Aug-04 | 96 | 6 | 16.00 | 5.90 | 337 | 15 | 22.47 | -2.39 | -2.46 |
| Sep-04 | 111 | 6 | 18.50 | 1.05 | 383 | 25 | 15.32 | 0.99 | -0.4 |
| Oct-04 | 12 | 1 | 12.00 | | 808 | 40 | 20.20 | -1.19 | -1.72 |
| Nov-04 | 57 | 4 | 14.25 | 10.14 | 243 | 11 | 22.09 | -2.69 | -2.64 |
| Dec-04 | 239 | 10 | 23.90 | 4.15 | 977 | 11 | 88.82 | -1.97 | -2.2 |

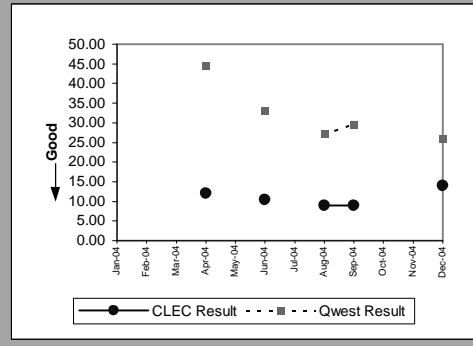


OP-4E - Installation Interval (Average Days) - Interval Zone Two

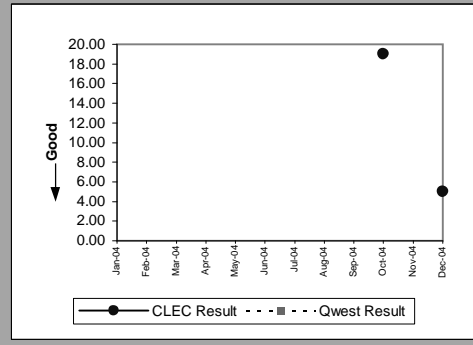
| UDIT DS1) (Parity) | | | | | | | | | |
|--------------------|----------|------------|-------------|--------------|-----------|-------------|--------------|-----------|--------------|
| Date | CLEC Num | CLEC Denom | CLEC Result | Standard Dev | Qwest Num | Qwest Denom | Qwest Result | Mod Z Scr | Parity Score |
| Jan-04 | | | | | | | | | |
| Feb-04 | | | | | | | | | |
| Mar-04 | 10 | 2 | 5.00 | 0.00 | 2131 | 172 | 12.39 | -0.87 | -1.53 |
| Apr-04 | 10 | 2 | 5.00 | 0.00 | 1846 | 139 | 13.28 | -1.14 | -1.7 |
| May-04 | | | | | | | | | |
| Jun-04 | 13 | 2 | 6.50 | 0.71 | 1233 | 112 | 11.01 | -0.57 | -1.35 |
| Jul-04 | 21 | 2 | 10.50 | 0.71 | 1787 | 154 | 11.60 | -0.09 | -1.05 |
| Aug-04 | 6 | 1 | 6.00 | | 904 | 73 | 12.38 | -0.82 | -1.5 |
| Sep-04 | 6 | 1 | 6.00 | | 1877 | 111 | 16.91 | -0.65 | -1.4 |
| Oct-04 | 21 | 2 | 10.50 | 4.95 | 1774 | 141 | 12.58 | -0.25 | -1.15 |
| Nov-04 | | | | | | | | | |
| Dec-04 | | | | | | | | | |



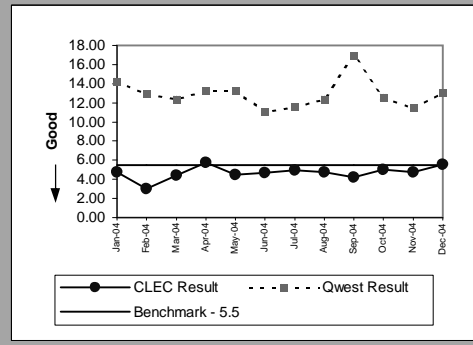
| UDIT Above DS1 Level) (Parity) | | | | | | | | | |
|--------------------------------|----------|------------|-------------|--------------|-----------|-------------|--------------|-----------|--------------|
| Date | CLEC Num | CLEC Denom | CLEC Result | Standard Dev | Qwest Num | Qwest Denom | Qwest Result | Mod Z Scr | Parity Score |
| Jan-04 | | | | | | | | | |
| Feb-04 | | | | | | | | | |
| Mar-04 | | | | | | | | | |
| Apr-04 | 12 | 1 | 12.00 | | 534 | 12 | 44.50 | -0.96 | -1.58 |
| May-04 | | | | | | | | | |
| Jun-04 | 21 | 2 | 10.50 | 2.12 | 66 | 2 | 33.00 | -0.8 | -1.48 |
| Jul-04 | | | | | | | | | |
| Aug-04 | 9 | 1 | 9.00 | | 217 | 8 | 27.12 | -0.48 | -1.29 |
| Sep-04 | 9 | 1 | 9.00 | | 416 | 14 | 29.71 | -0.55 | -1.33 |
| Oct-04 | | | | | | | | | |
| Nov-04 | | | | | | | | | |
| Dec-04 | 56 | 4 | 14.00 | 0.00 | 156 | 6 | 26.00 | -0.88 | -1.54 |



| Dark Fiber - IOF) (Diagnostic) | | | | | | | | | |
|--------------------------------|----------|------------|-------------|--------------|-----------|-------------|--------------|-----------|--------------|
| Date | CLEC Num | CLEC Denom | CLEC Result | Standard Dev | Qwest Num | Qwest Denom | Qwest Result | Mod Z Scr | Parity Score |
| Jan-04 | | | | | | | | | |
| Feb-04 | | | | | | | | | |
| Mar-04 | | | | | | | | | |
| Apr-04 | | | | | | | | | |
| May-04 | | | | | | | | | |
| Jun-04 | | | | | | | | | |
| Jul-04 | | | | | | | | | |
| Aug-04 | | | | | | | | | |
| Sep-04 | | | | | | | | | |
| Oct-04 | 19 | 1 | 19.00 | | | | | | N/A |
| Nov-04 | | | | | | | | | |
| Dec-04 | 5 | 1 | 5.00 | | | | | | N/A |



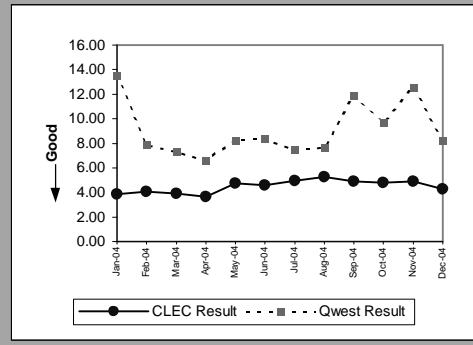
| Unbundled Loop - DS1 Capable) (Parity) | | | | | | | | | |
|--|----------|------------|-------------|--------------|-----------|-------------|--------------|-----------|--------------|
| Date | CLEC Num | CLEC Denom | CLEC Result | Standard Dev | Qwest Num | Qwest Denom | Qwest Result | Mod Z Scr | Parity Score |
| Jan-04 | 19 | 4 | 4.75 | 0.50 | 3177 | 223 | 14.25 | -1.78 | -2.08 |
| Feb-04 | 39 | 13 | 3.00 | 1.29 | 2377 | 184 | 12.92 | -4.43 | -3.69 |
| Mar-04 | 22 | 5 | 4.40 | 0.89 | 2131 | 172 | 12.39 | -1.47 | -1.9 |
| Apr-04 | 46 | 8 | 5.75 | 2.96 | 1846 | 139 | 13.28 | -2.04 | -2.24 |
| May-04 | 9 | 2 | 4.50 | 0.71 | 1270 | 96 | 13.23 | -0.83 | -1.51 |
| Jun-04 | 89 | 19 | 4.68 | 1.70 | 1233 | 112 | 11.01 | -2.31 | -2.4 |
| Jul-04 | 74 | 15 | 4.93 | 0.80 | 1787 | 154 | 11.60 | -1.37 | -1.83 |
| Aug-04 | 38 | 8 | 4.75 | 0.71 | 904 | 73 | 12.38 | -2.64 | -2.6 |
| Sep-04 | 21 | 5 | 4.20 | 0.84 | 1877 | 111 | 16.91 | -1.67 | -2.02 |
| Oct-04 | 90 | 18 | 5.00 | 1.37 | 1774 | 141 | 12.58 | -2.64 | -2.6 |
| Nov-04 | 71 | 15 | 4.73 | 0.70 | 1096 | 96 | 11.42 | -2.84 | -2.72 |
| Dec-04 | 39 | 7 | 5.57 | 3.05 | 929 | 71 | 13.08 | -1.25 | -1.76 |



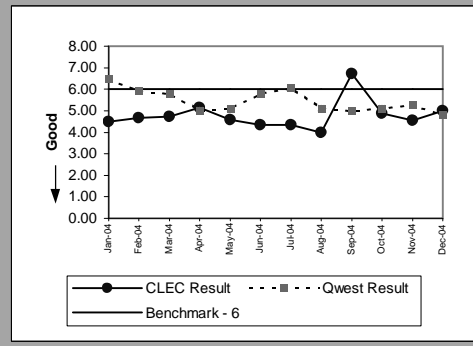
Results provide std and retail parity perf. for all states. The UBL-DS1 std of 5.5 days applies to AZ, CO, MN, NM, SD, UT, WA. The parity std of UBL-DS1 to retail DS1 applies to all other states.

OP-4E - Installation Interval (Average Days) - Interval Zone Two

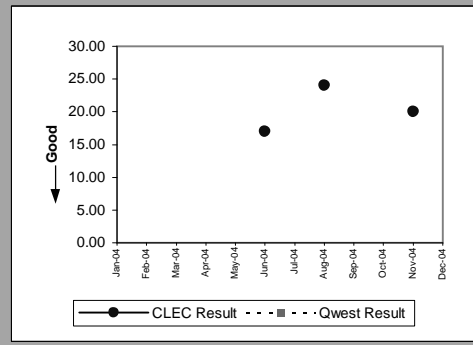
| Unbundled Loop ISDN Capable (Parity) | | | | | | | | | |
|--------------------------------------|----------|------------|-------------|--------------|-----------|-------------|--------------|-----------|--------------|
| Date | CLEC Num | CLEC Denom | CLEC Result | Standard Dev | Qwest Num | Qwest Denom | Qwest Result | Mod Z Scr | Parity Score |
| Jan-04 | 66 | 17 | 3.88 | 1.17 | 405 | 30 | 13.50 | -2.64 | -2.6 |
| Feb-04 | 65 | 16 | 4.06 | 1.29 | 110 | 14 | 7.86 | -2.12 | -2.29 |
| Mar-04 | 51 | 13 | 3.92 | 1.04 | 131 | 18 | 7.28 | -2.1 | -2.28 |
| Apr-04 | 33 | 9 | 3.67 | 1.00 | 331 | 50 | 6.62 | -1.54 | -1.94 |
| May-04 | 76 | 16 | 4.75 | 0.45 | 206 | 25 | 8.24 | -1.74 | -2.06 |
| Jun-04 | 64 | 14 | 4.57 | 0.76 | 227 | 27 | 8.41 | -1.33 | -1.81 |
| Jul-04 | 74 | 15 | 4.93 | 0.46 | 179 | 24 | 7.46 | -1.11 | -1.68 |
| Aug-04 | 84 | 16 | 5.25 | 2.41 | 161 | 21 | 7.67 | -1.29 | -1.79 |
| Sep-04 | 83 | 17 | 4.88 | 3.52 | 273 | 23 | 11.87 | -1.37 | -1.84 |
| Oct-04 | 67 | 14 | 4.79 | 1.72 | 106 | 11 | 9.64 | -2.33 | -2.42 |
| Nov-04 | 64 | 13 | 4.92 | 0.64 | 201 | 16 | 12.56 | -1.36 | -1.83 |
| Dec-04 | 47 | 11 | 4.27 | 0.79 | 155 | 19 | 8.16 | -1.2 | -1.73 |



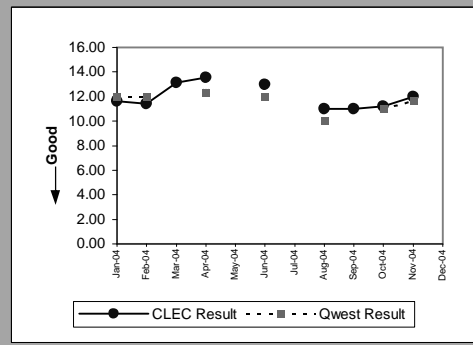
| Unbundled Loop - ADSL Qualified (Benchmark) | | | | | | | | | |
|---|----------|------------|-------------|--------------|-----------|-------------|--------------|-----------|--------------|
| Date | CLEC Num | CLEC Denom | CLEC Result | Standard Dev | Qwest Num | Qwest Denom | Qwest Result | Mod Z Scr | Parity Score |
| Jan-04 | 9 | 2 | 4.50 | 0.71 | 1427 | 220 | 6.49 | -0.84 | -1.51 |
| Feb-04 | 28 | 6 | 4.67 | 0.82 | 1037 | 175 | 5.93 | -1.15 | -1.7 |
| Mar-04 | 52 | 11 | 4.73 | 0.47 | 970 | 167 | 5.81 | -1.15 | -1.7 |
| Apr-04 | 36 | 7 | 5.14 | 3.18 | 1330 | 264 | 5.04 | 1.48 | -0.1 |
| May-04 | 32 | 7 | 4.57 | 0.53 | 1449 | 285 | 5.08 | -1.9 | -2.15 |
| Jun-04 | 26 | 6 | 4.33 | 1.21 | 2050 | 353 | 5.81 | -1.09 | -1.67 |
| Jul-04 | 26 | 6 | 4.33 | 0.82 | 2026 | 334 | 6.07 | -1.08 | -1.66 |
| Aug-04 | 16 | 4 | 4.00 | 1.15 | 1541 | 301 | 5.12 | -1.4 | -1.85 |
| Sep-04 | 74 | 11 | 6.73 | 4.58 | 1384 | 277 | 5.00 | 2.51 | 0.53 |
| Oct-04 | 78 | 16 | 4.88 | 0.50 | 1297 | 254 | 5.11 | -0.51 | -1.31 |
| Nov-04 | 91 | 20 | 4.55 | 0.94 | 1497 | 284 | 5.27 | -1.16 | -1.7 |
| Dec-04 | 40 | 8 | 5.00 | 0.00 | 1227 | 254 | 4.83 | 0.42 | -0.74 |



| Dark Fiber - Loop (Diagnostic) | | | | | | | | | |
|--------------------------------|----------|------------|-------------|--------------|-----------|-------------|--------------|-----------|--------------|
| Date | CLEC Num | CLEC Denom | CLEC Result | Standard Dev | Qwest Num | Qwest Denom | Qwest Result | Mod Z Scr | Parity Score |
| Jan-04 | | | | | | | | | |
| Feb-04 | | | | | | | | | |
| Mar-04 | | | | | | | | | |
| Apr-04 | | | | | | | | | |
| May-04 | | | | | | | | | |
| Jun-04 | 17 | 1 | 17.00 | | | | | | N/A |
| Jul-04 | | | | | | | | | |
| Aug-04 | 24 | 1 | 24.00 | | | | | | N/A |
| Sep-04 | | | | | | | | | |
| Oct-04 | | | | | | | | | |
| Nov-04 | 40 | 2 | 20.00 | 0.00 | | | | | N/A |
| Dec-04 | | | | | | | | | |



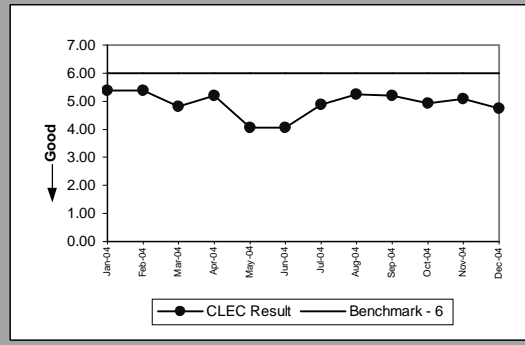
| E911 (Parity) | | | | | | | | | |
|---------------|----------|------------|-------------|--------------|-----------|-------------|--------------|-----------|--------------|
| Date | CLEC Num | CLEC Denom | CLEC Result | Standard Dev | Qwest Num | Qwest Denom | Qwest Result | Mod Z Scr | Parity Score |
| Jan-04 | 58 | 5 | 11.60 | 0.55 | 12 | 1 | 12.00 | | N/A |
| Feb-04 | 160 | 14 | 11.43 | 0.51 | 12 | 1 | 12.00 | | N/A |
| Mar-04 | 92 | 7 | 13.14 | 2.67 | | | | | N/A |
| Apr-04 | 190 | 14 | 13.57 | 2.41 | 74 | 6 | 12.33 | 0.78 | -0.53 |
| May-04 | | | | | | | | | |
| Jun-04 | 26 | 2 | 13.00 | 1.41 | 36 | 3 | 12.00 | 0.22 | -0.87 |
| Jul-04 | | | | | | | | | |
| Aug-04 | 33 | 3 | 11.00 | 0.00 | 20 | 2 | 10.00 | | N/A |
| Sep-04 | 22 | 2 | 11.00 | 0.00 | | | | | N/A |
| Oct-04 | 56 | 5 | 11.20 | 0.45 | 55 | 5 | 11.00 | -0.14 | -1.09 |
| Nov-04 | 36 | 3 | 12.00 | 0.00 | 35 | 3 | 11.67 | -3.72 | -3.26 |
| Dec-04 | | | | | | | | | |



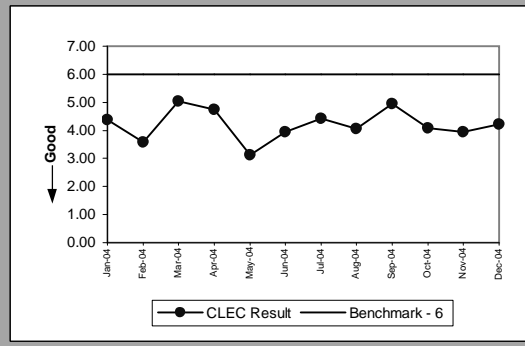
Results provide std and retail parity perf. for all states. The UBL-DS1 std of 5.5 days applies to AZ, CO, MN, NM, SD, UT, WA. The parity std of UBL-DS1 to retail DS1 applies to all other states.

OP-4E - Installation Interval (Average Days) - Interval Zone Two

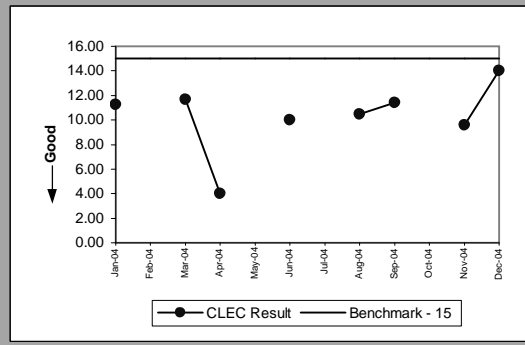
| Unbundled Loop Analog) (Benchmark) | | | | | |
|------------------------------------|-----|-------|-------------|--------------|------|
| Date | Num | Denom | CLEC Result | Standard Dev | |
| Jan-04 | | 263 | 49 | 5.37 | 1.97 |
| Feb-04 | | 140 | 26 | 5.38 | 2.02 |
| Mar-04 | | 424 | 88 | 4.82 | 0.60 |
| Apr-04 | | 234 | 45 | 5.20 | 0.76 |
| May-04 | | 273 | 67 | 4.07 | 1.00 |
| Jun-04 | | 150 | 37 | 4.05 | 0.97 |
| Jul-04 | | 239 | 49 | 4.88 | 0.48 |
| Aug-04 | | 346 | 66 | 5.24 | 1.16 |
| Sep-04 | | 322 | 62 | 5.19 | 2.07 |
| Oct-04 | | 418 | 85 | 4.92 | 0.64 |
| Nov-04 | | 468 | 92 | 5.09 | 0.38 |
| Dec-04 | | 199 | 42 | 4.74 | 0.86 |



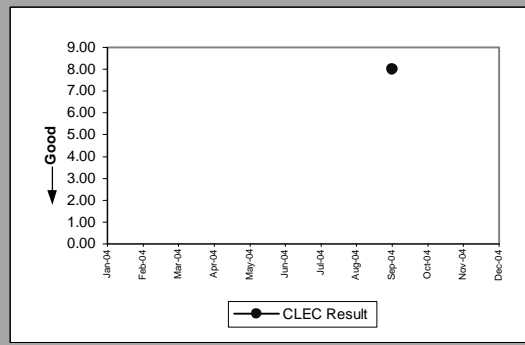
| Unbundled Loop - 2 Wire Non-Loaded) (Benchmark) | | | | | |
|---|-----|-------|-------------|--------------|------|
| Date | Num | Denom | CLEC Result | Standard Dev | |
| Jan-04 | | 83 | 19 | 4.37 | 0.68 |
| Feb-04 | | 61 | 17 | 3.59 | 1.66 |
| Mar-04 | | 111 | 22 | 5.05 | 5.67 |
| Apr-04 | | 57 | 12 | 4.75 | 1.91 |
| May-04 | | 25 | 8 | 3.12 | 1.64 |
| Jun-04 | | 79 | 20 | 3.95 | 1.10 |
| Jul-04 | | 93 | 21 | 4.43 | 0.81 |
| Aug-04 | | 81 | 20 | 4.05 | 1.10 |
| Sep-04 | | 104 | 21 | 4.95 | 3.69 |
| Oct-04 | | 106 | 26 | 4.08 | 1.16 |
| Nov-04 | | 79 | 20 | 3.95 | 1.47 |
| Dec-04 | | 59 | 14 | 4.21 | 0.97 |



| Unbundled Loop Conditioned) (Benchmark) | | | | | |
|---|-----|-------|-------------|--------------|------|
| Date | Num | Denom | CLEC Result | Standard Dev | |
| Jan-04 | | 45 | 4 | 11.25 | 5.38 |
| Feb-04 | | | | | |
| Mar-04 | | 35 | 3 | 11.67 | 4.93 |
| Apr-04 | | 4 | 1 | 4.00 | |
| May-04 | | | | | |
| Jun-04 | | 20 | 2 | 10.00 | 7.07 |
| Jul-04 | | | | | |
| Aug-04 | | 21 | 2 | 10.50 | 7.78 |
| Sep-04 | | 57 | 5 | 11.40 | 4.98 |
| Oct-04 | | | | | |
| Nov-04 | | 96 | 10 | 9.60 | 5.97 |
| Dec-04 | | 14 | 1 | 14.00 | |

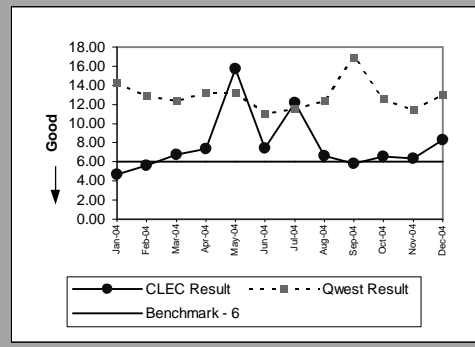


| Enhanced Extended Loops - DS3 Capable) (Diagnostic) | | | | | |
|---|-----|-------|-------------|--------------|--|
| Date | Num | Denom | CLEC Result | Standard Dev | |
| Jan-04 | | | | | |
| Feb-04 | | | | | |
| Mar-04 | | | | | |
| Apr-04 | | | | | |
| May-04 | | | | | |
| Jun-04 | | | | | |
| Jul-04 | | | | | |
| Aug-04 | | | | | |
| Sep-04 | | 8 | 1 | 8.00 | |
| Oct-04 | | | | | |
| Nov-04 | | | | | |
| Dec-04 | | | | | |



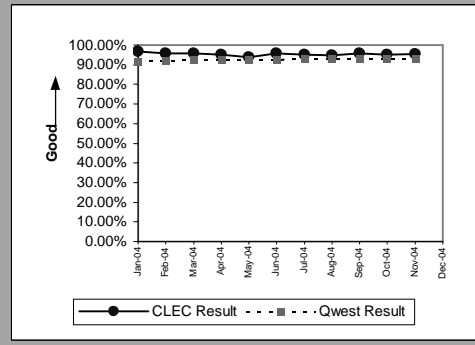
OP-4E - Installation Interval (Average Days) - Interval Zone Two

| Enhanced Extended Loops - DS1 Capable (Benchmark) | | | | | | | | | |
|---|----------|------------|-------------|--------------|-----------|-------------|--------------|-----------|------------|
| Date | CLEC Num | CLEC Denom | CLEC Result | CLEC Std Dev | Qwest Num | Qwest Denom | Qwest Result | Mod Z Scr | Parity Scr |
| Jan-04 | 14 | 3 | 4.67 | 0.58 | 3177 | 223 | 14.25 | -1.56 | -1.95 |
| Feb-04 | 56 | 10 | 5.60 | 2.01 | 2377 | 184 | 12.92 | -2.89 | -2.76 |
| Mar-04 | 54 | 8 | 6.75 | 3.20 | 2131 | 172 | 12.39 | -1.31 | -1.79 |
| Apr-04 | 44 | 6 | 7.33 | 6.71 | 1846 | 139 | 13.28 | -1.4 | -1.85 |
| May-04 | 110 | 7 | 15.71 | 12.53 | 1270 | 96 | 13.23 | 0.84 | -0.49 |
| Jun-04 | 82 | 11 | 7.45 | 2.81 | 1233 | 112 | 11.01 | -1.02 | -1.62 |
| Jul-04 | 73 | 6 | 12.17 | 13.30 | 1787 | 154 | 11.60 | 0.8 | -0.51 |
| Aug-04 | 93 | 14 | 6.64 | 3.37 | 904 | 73 | 12.38 | -2.53 | -2.54 |
| Sep-04 | 87 | 15 | 5.80 | 2.24 | 1877 | 111 | 16.91 | -2.43 | -2.48 |
| Oct-04 | 85 | 13 | 6.54 | 2.11 | 1774 | 141 | 12.58 | -1.81 | -2.1 |
| Nov-04 | 108 | 17 | 6.35 | 3.06 | 1096 | 96 | 11.42 | -2.27 | -2.38 |
| Dec-04 | 58 | 7 | 8.29 | 2.81 | 929 | 71 | 13.08 | -0.8 | -1.48 |

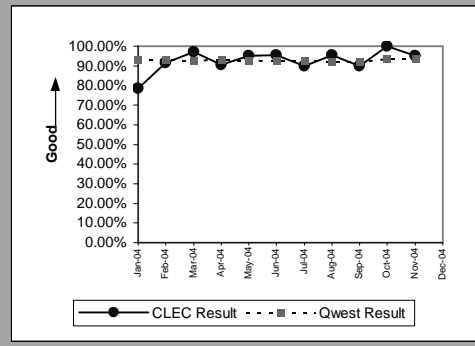


OP-5A - New Service Installation Quality Reported to Repair (Percent)

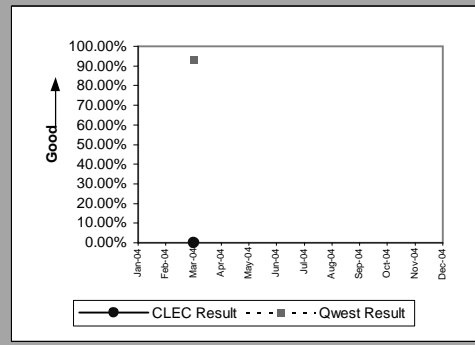
| Residence (Parity) | | | | | | | | | |
|--------------------|----------|------------|-------------|--------------|-----------|-------------|--------------|-----------|------------|
| Date | CLEC Num | CLEC Denom | CLEC Result | CLEC Std Dev | Qwest Num | Qwest Denom | Qwest Result | Mod Z Scr | Parity Scr |
| Jan-04 | 1626 | 1682 | 96.67% | 17.94% | 28342 | 30917 | 91.67% | -7.23 | -5.39 |
| Feb-04 | 1133 | 1182 | 95.85% | 19.93% | 29530 | 32038 | 92.17% | -4.63 | -3.81 |
| Mar-04 | 1119 | 1167 | 95.89% | 19.86% | 33964 | 36765 | 92.38% | -4.44 | -3.7 |
| Apr-04 | 950 | 1000 | 95.00% | 21.79% | 33428 | 36127 | 92.53% | -2.93 | -2.78 |
| May-04 | 974 | 1037 | 93.92% | 23.89% | 29713 | 32134 | 92.47% | -1.75 | -2.07 |
| Jun-04 | 960 | 1004 | 95.62% | 20.47% | 34061 | 36818 | 92.51% | -3.69 | -3.24 |
| Jul-04 | 946 | 993 | 95.27% | 21.23% | 34071 | 36567 | 93.17% | -2.58 | -2.57 |
| Aug-04 | 1064 | 1121 | 94.92% | 21.97% | 34426 | 37045 | 92.93% | -2.55 | -2.55 |
| Sep-04 | 1352 | 1410 | 95.89% | 19.86% | 35008 | 37621 | 93.05% | -4.11 | -3.5 |
| Oct-04 | 1899 | 1999 | 95.00% | 21.80% | 30863 | 33149 | 93.10% | -3.24 | -2.97 |
| Nov-04 | 1716 | 1797 | 95.49% | 20.75% | 28280 | 30364 | 93.14% | -3.84 | -3.33 |
| Dec-04 | | | | | | | | | |



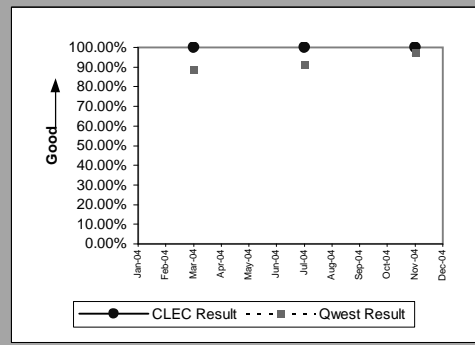
| Business (Parity) | | | | | | | | | |
|-------------------|----------|------------|-------------|--------------|-----------|-------------|--------------|-----------|------------|
| Date | CLEC Num | CLEC Denom | CLEC Result | CLEC Std Dev | Qwest Num | Qwest Denom | Qwest Result | Mod Z Scr | Parity Scr |
| Jan-04 | 11 | 14 | 78.57% | 41.03% | 2852 | 3066 | 93.02% | 1.75 | 0.06 |
| Feb-04 | 11 | 12 | 91.67% | 27.64% | 2926 | 3137 | 93.27% | 0.3 | -0.82 |
| Mar-04 | 32 | 33 | 96.97% | 17.14% | 3562 | 3833 | 92.93% | -0.9 | -1.55 |
| Apr-04 | 19 | 21 | 90.48% | 29.35% | 3135 | 3367 | 93.11% | 0.52 | -0.69 |
| May-04 | 20 | 21 | 95.24% | 21.30% | 2916 | 3139 | 92.90% | -0.42 | -1.25 |
| Jun-04 | 41 | 43 | 95.35% | 21.06% | 3271 | 3541 | 92.38% | -0.73 | -1.44 |
| Jul-04 | 18 | 20 | 90.00% | 30.00% | 3098 | 3336 | 92.87% | 0.53 | -0.68 |
| Aug-04 | 21 | 22 | 95.45% | 20.83% | 3004 | 3259 | 92.18% | -0.57 | -1.35 |
| Sep-04 | 9 | 10 | 90.00% | 30.00% | 2971 | 3224 | 92.15% | 0.32 | -0.81 |
| Oct-04 | 8 | 8 | 100.00% | 0.00% | 3167 | 3384 | 93.59% | -0.74 | -1.45 |
| Nov-04 | 19 | 20 | 95.00% | 21.79% | 2873 | 3059 | 93.92% | -0.2 | -1.12 |
| Dec-04 | | | | | | | | | |



| Centrex 21 (Parity) | | | | | | | | | |
|---------------------|----------|------------|-------------|--------------|-----------|-------------|--------------|-----------|------------|
| Date | CLEC Num | CLEC Denom | CLEC Result | CLEC Std Dev | Qwest Num | Qwest Denom | Qwest Result | Mod Z Scr | Parity Scr |
| Jan-04 | | | | | | | | | |
| Feb-04 | | | | | | | | | |
| Mar-04 | 0 | 1 | 0.00% | 0.00% | 152 | 163 | 93.25% | 1.82 | 0.11 |
| Apr-04 | | | | | | | | | |
| May-04 | | | | | | | | | |
| Jun-04 | | | | | | | | | |
| Jul-04 | | | | | | | | | |
| Aug-04 | | | | | | | | | |
| Sep-04 | | | | | | | | | |
| Oct-04 | | | | | | | | | |
| Nov-04 | | | | | | | | | |
| Dec-04 | | | | | | | | | |

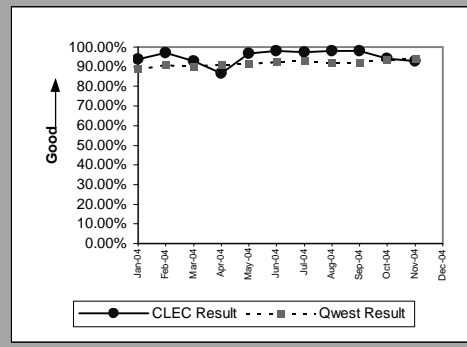


| PBX (Parity) | | | | | | | | | |
|--------------|----------|------------|-------------|--------------|-----------|-------------|--------------|-----------|------------|
| Date | CLEC Num | CLEC Denom | CLEC Result | CLEC Std Dev | Qwest Num | Qwest Denom | Qwest Result | Mod Z Scr | Parity Scr |
| Jan-04 | | | | | | | | | |
| Feb-04 | | | | | | | | | |
| Mar-04 | 1 | 1 | 100.00% | 0.00% | 71 | 80 | 88.75% | -0.35 | -1.22 |
| Apr-04 | | | | | | | | | |
| May-04 | | | | | | | | | |
| Jun-04 | | | | | | | | | |
| Jul-04 | 1 | 1 | 100.00% | 0.00% | 42 | 46 | 91.30% | -0.31 | -1.19 |
| Aug-04 | | | | | | | | | |
| Sep-04 | | | | | | | | | |
| Oct-04 | | | | | | | | | |
| Nov-04 | 1 | 1 | 100.00% | 0.00% | 39 | 40 | 97.50% | -0.16 | -1.1 |
| Dec-04 | | | | | | | | | |

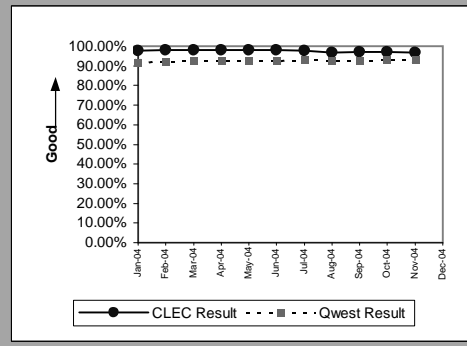


OP-5A - New Service Installation Quality Reported to Repair (Percent)

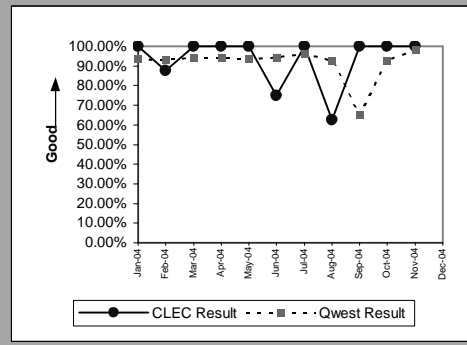
| Qwest DSL (Parity) | | | | | | | | | |
|--------------------|----------|------------|-------------|--------------|-----------|-------------|--------------|-----------|------------|
| Date | CLEC Num | CLEC Denom | CLEC Result | CLEC Std Dev | Qwest Num | Qwest Denom | Qwest Result | Mod Z Scr | Parity Scr |
| Jan-04 | 30 | 32 | 93.75% | 24.21% | 8758 | 9866 | 88.77% | -0.89 | -1.54 |
| Feb-04 | 34 | 35 | 97.14% | 16.66% | 8594 | 9458 | 90.86% | -1.29 | -1.78 |
| Mar-04 | 38 | 41 | 92.68% | 26.04% | 8116 | 8981 | 90.37% | -0.5 | -1.3 |
| Apr-04 | 39 | 45 | 86.67% | 33.99% | 11171 | 12266 | 91.07% | 1.01 | -0.38 |
| May-04 | 124 | 128 | 96.88% | 17.40% | 11244 | 12296 | 91.44% | -2.19 | -2.33 |
| Jun-04 | 208 | 212 | 98.11% | 13.61% | 12879 | 13921 | 92.51% | -3.07 | -2.87 |
| Jul-04 | 75 | 77 | 97.40% | 15.91% | 12173 | 13106 | 92.88% | -1.54 | -1.94 |
| Aug-04 | 97 | 99 | 97.98% | 14.07% | 12235 | 13260 | 92.27% | -2.12 | -2.29 |
| Sep-04 | 54 | 55 | 98.18% | 13.36% | 12282 | 13322 | 92.19% | -1.65 | -2 |
| Oct-04 | 66 | 70 | 94.29% | 23.21% | 12483 | 13310 | 93.79% | -0.17 | -1.1 |
| Nov-04 | 51 | 55 | 92.73% | 25.97% | 11527 | 12237 | 94.20% | 0.51 | -0.69 |
| Dec-04 | | | | | | | | | |



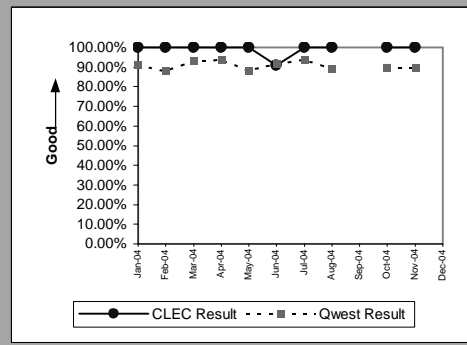
| UNE - P (POTS) (Parity) | | | | | | | | | |
|-------------------------|----------|------------|-------------|--------------|-----------|-------------|--------------|-----------|------------|
| Date | CLEC Num | CLEC Denom | CLEC Result | CLEC Std Dev | Qwest Num | Qwest Denom | Qwest Result | Mod Z Scr | Parity Scr |
| Jan-04 | 7544 | 7719 | 97.73% | 14.89% | 31194 | 33983 | 91.79% | -17.16 | -11.43 |
| Feb-04 | 10211 | 10398 | 98.20% | 13.29% | 32456 | 35175 | 92.27% | -19.9 | -13.1 |
| Mar-04 | 16008 | 16306 | 98.17% | 13.39% | 37526 | 40598 | 92.43% | -23.41 | -15.23 |
| Apr-04 | 17232 | 17577 | 98.04% | 13.87% | 36563 | 39494 | 92.58% | -22.97 | -14.96 |
| May-04 | 16166 | 16496 | 98.00% | 14.00% | 32629 | 35273 | 92.50% | -22.12 | -14.45 |
| Jun-04 | 15582 | 15894 | 98.04% | 13.87% | 37332 | 40359 | 92.50% | -22.45 | -14.65 |
| Jul-04 | 9843 | 10072 | 97.73% | 14.91% | 37169 | 39903 | 93.15% | -16.25 | -10.88 |
| Aug-04 | 5978 | 6182 | 96.70% | 17.86% | 37430 | 40304 | 92.87% | -10.9 | -7.63 |
| Sep-04 | 4630 | 4777 | 96.92% | 17.27% | 37979 | 40845 | 92.98% | -10.09 | -7.13 |
| Oct-04 | 6205 | 6386 | 97.17% | 16.60% | 34030 | 36533 | 93.15% | -11.72 | -8.13 |
| Nov-04 | 5663 | 5848 | 96.84% | 17.50% | 31153 | 33423 | 93.21% | -10.17 | -7.19 |
| Dec-04 | | | | | | | | | |



| UNE P (Centrex) (Parity) | | | | | | | | | |
|--------------------------|----------|------------|-------------|--------------|-----------|-------------|--------------|-----------|------------|
| Date | CLEC Num | CLEC Denom | CLEC Result | CLEC Std Dev | Qwest Num | Qwest Denom | Qwest Result | Mod Z Scr | Parity Scr |
| Jan-04 | 5 | 5 | 100.00% | 0.00% | 253 | 271 | 93.36% | -0.59 | -1.36 |
| Feb-04 | 7 | 8 | 87.50% | 33.07% | 203 | 218 | 93.12% | 0.58 | -0.65 |
| Mar-04 | 10 | 10 | 100.00% | 0.00% | 290 | 307 | 94.46% | -0.75 | -1.46 |
| Apr-04 | 5 | 5 | 100.00% | 0.00% | 277 | 293 | 94.54% | -0.53 | -1.32 |
| May-04 | 5 | 5 | 100.00% | 0.00% | 187 | 200 | 93.50% | -0.58 | -1.35 |
| Jun-04 | 6 | 8 | 75.00% | 43.30% | 289 | 306 | 94.44% | 1.76 | 0.07 |
| Jul-04 | 5 | 5 | 100.00% | 0.00% | 301 | 312 | 96.47% | -0.42 | -1.26 |
| Aug-04 | 5 | 8 | 62.50% | 48.41% | 230 | 248 | 92.74% | 2.35 | 0.43 |
| Sep-04 | 4 | 4 | 100.00% | 0.00% | 219 | 336 | 65.18% | -1.45 | -1.88 |
| Oct-04 | 2 | 2 | 100.00% | 0.00% | 300 | 323 | 92.88% | -0.39 | -1.24 |
| Nov-04 | 6 | 6 | 100.00% | 0.00% | 468 | 478 | 97.91% | -0.36 | -1.22 |
| Dec-04 | | | | | | | | | |

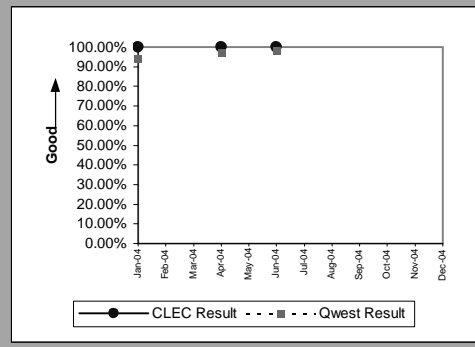


| UNE P (Centrex 21) (Parity) | | | | | | | | | |
|-----------------------------|----------|------------|-------------|--------------|-----------|-------------|--------------|-----------|------------|
| Date | CLEC Num | CLEC Denom | CLEC Result | CLEC Std Dev | Qwest Num | Qwest Denom | Qwest Result | Mod Z Scr | Parity Scr |
| Jan-04 | 1 | 1 | 100.00% | 0.00% | 135 | 148 | 91.22% | -0.31 | -1.19 |
| Feb-04 | 1 | 1 | 100.00% | 0.00% | 116 | 132 | 87.88% | -0.37 | -1.22 |
| Mar-04 | 1 | 1 | 100.00% | 0.00% | 152 | 163 | 93.25% | -0.27 | -1.16 |
| Apr-04 | 3 | 3 | 100.00% | 0.00% | 154 | 164 | 93.90% | -0.44 | -1.27 |
| May-04 | 6 | 6 | 100.00% | 0.00% | 104 | 118 | 88.14% | -0.88 | -1.53 |
| Jun-04 | 10 | 11 | 90.91% | 28.75% | 157 | 171 | 91.81% | 0.14 | -0.91 |
| Jul-04 | 1 | 1 | 100.00% | 0.00% | 149 | 159 | 93.71% | -0.26 | -1.16 |
| Aug-04 | 3 | 3 | 100.00% | 0.00% | 131 | 147 | 89.12% | -0.6 | -1.36 |
| Sep-04 | | | | | | | | | |
| Oct-04 | 10 | 10 | 100.00% | 0.00% | 99 | 110 | 90.00% | -1.01 | -1.61 |
| Nov-04 | 1 | 1 | 100.00% | 0.00% | 106 | 118 | 89.83% | -0.34 | -1.2 |
| Dec-04 | | | | | | | | | |

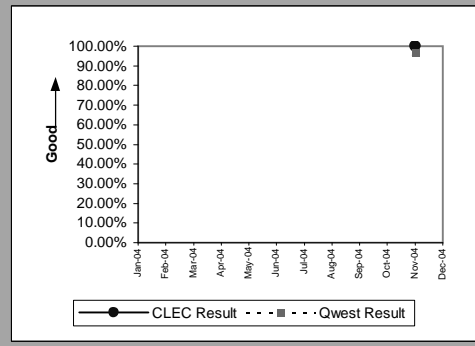


OP-5A - New Service Installation Quality Reported to Repair (Percent)

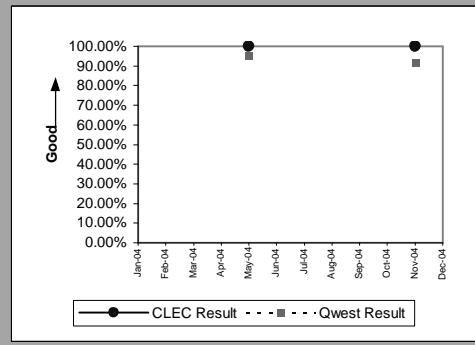
| ISDN Primary (Parity) | | | | | | | | | |
|-----------------------|----------|------------|-------------|--------------|-----------|-------------|--------------|-----------|------------|
| Date | CLEC Num | CLEC Denom | CLEC Result | CLEC Std Dev | Qwest Num | Qwest Denom | Qwest Result | Mod Z Scr | Parity Scr |
| Jan-04 | 1 | 1 | 100.00% | 0.00% | 66 | 70 | 94.29% | -0.24 | -1.15 |
| Feb-04 | | | | | | | | | |
| Mar-04 | | | | | | | | | |
| Apr-04 | 3 | 3 | 100.00% | 0.00% | 134 | 138 | 97.10% | -0.3 | -1.18 |
| May-04 | | | | | | | | | |
| Jun-04 | 2 | 2 | 100.00% | 0.00% | 353 | 360 | 98.06% | -0.2 | -1.12 |
| Jul-04 | | | | | | | | | |
| Aug-04 | | | | | | | | | |
| Sep-04 | | | | | | | | | |
| Oct-04 | | | | | | | | | |
| Nov-04 | | | | | | | | | |
| Dec-04 | | | | | | | | | |



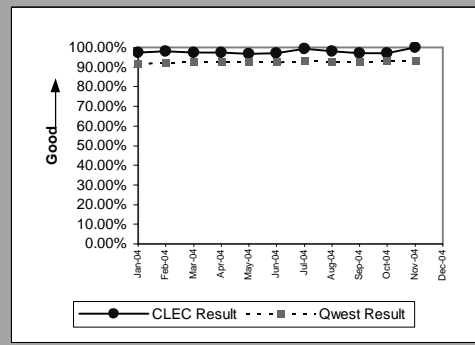
| DS0 (Parity) | | | | | | | | | |
|--------------|----------|------------|-------------|--------------|-----------|-------------|--------------|-----------|------------|
| Date | CLEC Num | CLEC Denom | CLEC Result | CLEC Std Dev | Qwest Num | Qwest Denom | Qwest Result | Mod Z Scr | Parity Scr |
| Jan-04 | | | | | | | | | |
| Feb-04 | | | | | | | | | |
| Mar-04 | | | | | | | | | |
| Apr-04 | | | | | | | | | |
| May-04 | | | | | | | | | |
| Jun-04 | | | | | | | | | |
| Jul-04 | | | | | | | | | |
| Aug-04 | | | | | | | | | |
| Sep-04 | | | | | | | | | |
| Oct-04 | | | | | | | | | |
| Nov-04 | 9 | 9 | 100.00% | 0.00% | 89 | 92 | 96.74% | -0.53 | -1.32 |
| Dec-04 | | | | | | | | | |



| DS1 (Parity) | | | | | | | | | |
|--------------|----------|------------|-------------|--------------|-----------|-------------|--------------|-----------|------------|
| Date | CLEC Num | CLEC Denom | CLEC Result | CLEC Std Dev | Qwest Num | Qwest Denom | Qwest Result | Mod Z Scr | Parity Scr |
| Jan-04 | | | | | | | | | |
| Feb-04 | | | | | | | | | |
| Mar-04 | | | | | | | | | |
| Apr-04 | | | | | | | | | |
| May-04 | 1 | 1 | 100.00% | 0.00% | 209 | 220 | 95.00% | -0.23 | -1.14 |
| Jun-04 | | | | | | | | | |
| Jul-04 | | | | | | | | | |
| Aug-04 | | | | | | | | | |
| Sep-04 | | | | | | | | | |
| Oct-04 | | | | | | | | | |
| Nov-04 | 1 | 1 | 100.00% | 0.00% | 246 | 268 | 91.79% | -0.3 | -1.18 |
| Dec-04 | | | | | | | | | |

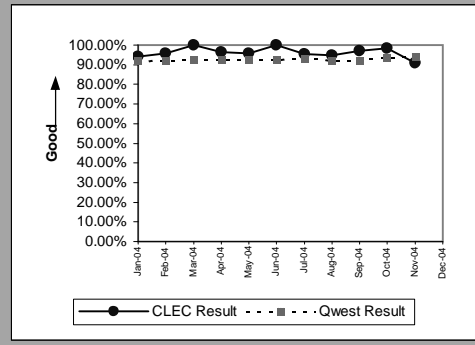


| Line Sharing (Parity) | | | | | | | | | |
|-----------------------|----------|------------|-------------|--------------|-----------|-------------|--------------|-----------|------------|
| Date | CLEC Num | CLEC Denom | CLEC Result | CLEC Std Dev | Qwest Num | Qwest Denom | Qwest Result | Mod Z Scr | Parity Scr |
| Jan-04 | 712 | 731 | 97.40% | 15.91% | 31194 | 33983 | 91.79% | -5.47 | -4.32 |
| Feb-04 | 511 | 522 | 97.89% | 14.36% | 32456 | 35175 | 92.27% | -4.77 | -3.9 |
| Mar-04 | 468 | 480 | 97.50% | 15.61% | 37526 | 40598 | 92.43% | -4.17 | -3.54 |
| Apr-04 | 399 | 409 | 97.56% | 15.44% | 36563 | 39494 | 92.58% | -3.82 | -3.32 |
| May-04 | 394 | 407 | 96.81% | 17.58% | 32629 | 35273 | 92.50% | -3.28 | -2.99 |
| Jun-04 | 466 | 480 | 97.08% | 16.83% | 37332 | 40359 | 92.50% | -3.79 | -3.3 |
| Jul-04 | 392 | 395 | 99.24% | 8.68% | 37169 | 39903 | 93.15% | -4.77 | -3.9 |
| Aug-04 | 493 | 502 | 98.21% | 13.27% | 37430 | 40304 | 92.87% | -4.62 | -3.81 |
| Sep-04 | 524 | 540 | 97.04% | 16.96% | 37979 | 40845 | 92.98% | -3.66 | -3.23 |
| Oct-04 | 101 | 104 | 97.12% | 16.74% | 34030 | 36533 | 93.15% | -1.6 | -1.97 |
| Nov-04 | 13 | 13 | 100.00% | 0.00% | 31153 | 33423 | 93.21% | -0.97 | -1.59 |
| Dec-04 | | | | | | | | | |



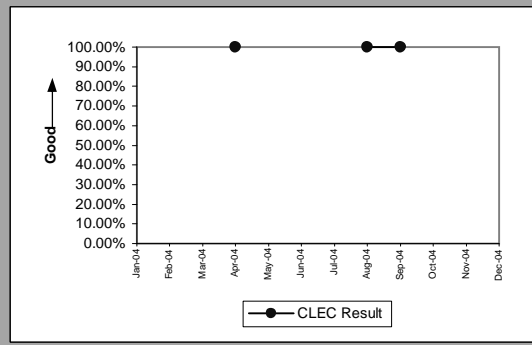
OP-5A - New Service Installation Quality Reported to Repair (Percent)

| Line Splitting (Parity) | | | | | | | | | |
|-------------------------|----------|------------|-------------|--------------|-----------|-------------|--------------|-----------|------------|
| Date | CLEC Num | CLEC Denom | CLEC Result | CLEC Std Dev | Qwest Num | Qwest Denom | Qwest Result | Mod Z Scr | Parity Scr |
| Jan-04 | 99 | 105 | 94.29% | 23.21% | 31194 | 33983 | 91.79% | -0.93 | -1.56 |
| Feb-04 | 47 | 49 | 95.92% | 19.79% | 32456 | 35175 | 92.27% | -0.96 | -1.58 |
| Mar-04 | 48 | 48 | 100.00% | 0.00% | 37526 | 40598 | 92.43% | -1.98 | -2.2 |
| Apr-04 | 28 | 29 | 96.55% | 18.25% | 36563 | 39494 | 92.58% | -0.82 | -1.5 |
| May-04 | 23 | 24 | 95.83% | 19.98% | 32629 | 35273 | 92.50% | -0.62 | -1.38 |
| Jun-04 | 35 | 35 | 100.00% | 0.00% | 37332 | 40359 | 92.50% | -1.68 | -2.02 |
| Jul-04 | 64 | 67 | 95.52% | 20.68% | 37169 | 39903 | 93.15% | -0.77 | -1.47 |
| Aug-04 | 56 | 59 | 94.92% | 21.97% | 12235 | 13260 | 92.27% | -0.76 | -1.46 |
| Sep-04 | 63 | 65 | 96.92% | 17.27% | 12282 | 13322 | 92.19% | -1.42 | -1.86 |
| Oct-04 | 55 | 56 | 98.21% | 13.24% | 12483 | 13310 | 93.79% | -1.37 | -1.83 |
| Nov-04 | 59 | 65 | 90.77% | 28.95% | 11527 | 12237 | 94.20% | 1.14 | -0.31 |
| Dec-04 | | | | | | | | | |



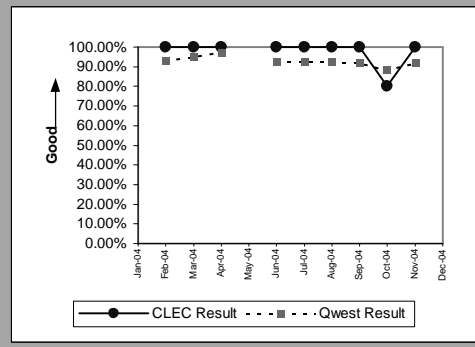
OP-5A - New Service Installation Quality Reported to Repair (Percent)

| Sub-Loop Unbundling) (Diagnostic) | | | | |
|-----------------------------------|----------|------------|-------------|--------------|
| Date | CLEC Num | CLEC Denom | CLEC Result | CLEC Std Dev |
| Jan-04 | | | | |
| Feb-04 | | | | |
| Mar-04 | | | | |
| Apr-04 | 1 | 1 | 100.00% | 0.00% |
| May-04 | | | | |
| Jun-04 | | | | |
| Jul-04 | | | | |
| Aug-04 | 2 | 2 | 100.00% | 0.00% |
| Sep-04 | 1 | 1 | 100.00% | 0.00% |
| Oct-04 | | | | |
| Nov-04 | | | | |
| Dec-04 | | | | |

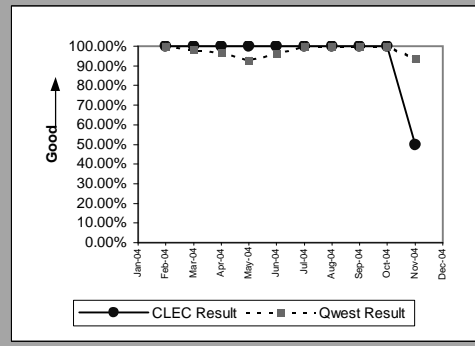


OP-5A - New Service Installation Quality Reported to Repair (Percent)

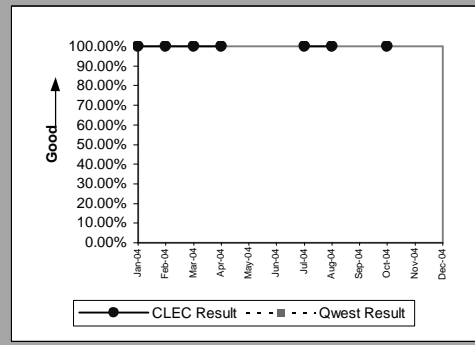
| UDIT DS1) (Parity) | | | | | | | | | |
|--------------------|----------|------------|-------------|--------------|-----------|-------------|--------------|-----------|------------|
| Date | CLEC Num | CLEC Denom | CLEC Result | Standard Dev | Qwest Num | Qwest Denom | Qwest Result | Mod Z Scr | Parity Scr |
| Jan-04 | | | | | | | | | |
| Feb-04 | 2 | 2 | 100.00% | 0.00% | 294 | 316 | 93.04% | -0.39 | -1.23 |
| Mar-04 | 4 | 4 | 100.00% | 0.00% | 293 | 308 | 95.13% | -0.45 | -1.27 |
| Apr-04 | 3 | 3 | 100.00% | 0.00% | 353 | 362 | 97.51% | -0.28 | -1.17 |
| May-04 | | | | | | | | | |
| Jun-04 | 9 | 9 | 100.00% | 0.00% | 306 | 331 | 92.45% | -0.85 | -1.51 |
| Jul-04 | 4 | 4 | 100.00% | 0.00% | 317 | 343 | 92.42% | -0.57 | -1.35 |
| Aug-04 | 3 | 3 | 100.00% | 0.00% | 189 | 204 | 92.65% | -0.48 | -1.29 |
| Sep-04 | 3 | 3 | 100.00% | 0.00% | 263 | 286 | 91.96% | -0.51 | -1.31 |
| Oct-04 | 4 | 5 | 80.00% | 40.00% | 285 | 323 | 88.24% | 0.54 | -0.67 |
| Nov-04 | 1 | 1 | 100.00% | 0.00% | 246 | 268 | 91.79% | -0.3 | -1.18 |
| Dec-04 | | | | | | | | | |



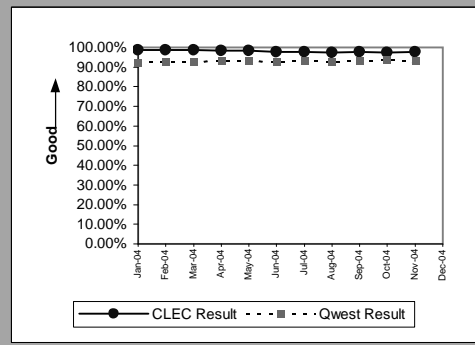
| UDIT Above DS1 Level) (Parity) | | | | | | | | | |
|--------------------------------|----------|------------|-------------|--------------|-----------|-------------|--------------|-----------|------------|
| Date | CLEC Num | CLEC Denom | CLEC Result | Standard Dev | Qwest Num | Qwest Denom | Qwest Result | Mod Z Scr | Parity Scr |
| Jan-04 | | | | | | | | | |
| Feb-04 | 1 | 1 | 100.00% | 0.00% | 37 | 37 | 100.00% | N/A | N/A |
| Mar-04 | 2 | 2 | 100.00% | 0.00% | 51 | 52 | 98.08% | -0.19 | -1.12 |
| Apr-04 | 3 | 3 | 100.00% | 0.00% | 30 | 31 | 96.77% | -0.3 | -1.18 |
| May-04 | 1 | 1 | 100.00% | 0.00% | 26 | 28 | 92.86% | -0.27 | -1.17 |
| Jun-04 | 12 | 12 | 100.00% | 0.00% | 24 | 25 | 96.00% | -0.58 | -1.35 |
| Jul-04 | 5 | 5 | 100.00% | 0.00% | 25 | 25 | 100.00% | N/A | N/A |
| Aug-04 | 4 | 4 | 100.00% | 0.00% | 26 | 26 | 100.00% | N/A | N/A |
| Sep-04 | 6 | 6 | 100.00% | 0.00% | 44 | 44 | 100.00% | N/A | N/A |
| Oct-04 | 2 | 2 | 100.00% | 0.00% | 38 | 38 | 100.00% | N/A | N/A |
| Nov-04 | 1 | 2 | 50.00% | 50.00% | 28 | 30 | 93.33% | 1.36 | -0.17 |
| Dec-04 | | | | | | | | | |



| Dark Fiber - IOF) (Diagnostic) | | | | | | | | | |
|--------------------------------|----------|------------|-------------|--------------|-----------|-------------|--------------|-----------|------------|
| Date | CLEC Num | CLEC Denom | CLEC Result | Standard Dev | Qwest Num | Qwest Denom | Qwest Result | Mod Z Scr | Parity Scr |
| Jan-04 | 1 | 1 | 100.00% | 0.00% | | | | | N/A |
| Feb-04 | 1 | 1 | 100.00% | 0.00% | | | | | N/A |
| Mar-04 | 2 | 2 | 100.00% | 0.00% | | | | | N/A |
| Apr-04 | 1 | 1 | 100.00% | 0.00% | | | | | N/A |
| May-04 | | | | | | | | | |
| Jun-04 | | | | | | | | | |
| Jul-04 | 10 | 10 | 100.00% | 0.00% | | | | | N/A |
| Aug-04 | 4 | 4 | 100.00% | 0.00% | | | | | N/A |
| Sep-04 | | | | | | | | | |
| Oct-04 | 1 | 1 | 100.00% | 0.00% | | | | | N/A |
| Nov-04 | | | | | | | | | |
| Dec-04 | | | | | | | | | |

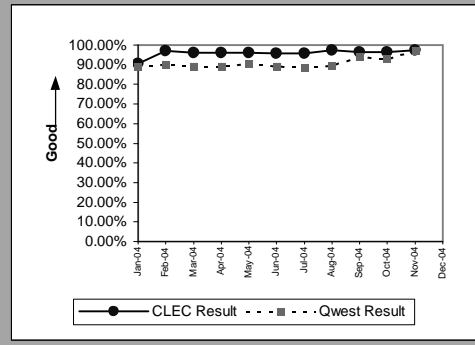


| Unbundled Loop Analog) (Parity) | | | | | | | | | |
|---------------------------------|----------|------------|-------------|--------------|-----------|-------------|--------------|-----------|------------|
| Date | CLEC Num | CLEC Denom | CLEC Result | Standard Dev | Qwest Num | Qwest Denom | Qwest Result | Mod Z Scr | Parity Scr |
| Jan-04 | 1130 | 1146 | 98.60% | 11.73% | 10034 | 10879 | 92.23% | -7.66 | -5.66 |
| Feb-04 | 1095 | 1109 | 98.74% | 11.16% | 10985 | 11817 | 92.96% | -7.19 | -5.37 |
| Mar-04 | 1300 | 1317 | 98.71% | 11.29% | 12737 | 13702 | 92.96% | -7.79 | -5.74 |
| Apr-04 | 1317 | 1341 | 98.21% | 13.26% | 11771 | 12635 | 93.16% | -6.96 | -5.23 |
| May-04 | 1272 | 1294 | 98.30% | 12.93% | 10911 | 11730 | 93.02% | -7.08 | -5.3 |
| Jun-04 | 1303 | 1332 | 97.82% | 14.59% | 12048 | 12965 | 92.93% | -6.64 | -5.03 |
| Jul-04 | 1500 | 1533 | 97.85% | 14.51% | 13283 | 14238 | 93.29% | -6.77 | -5.12 |
| Aug-04 | 1360 | 1398 | 97.28% | 16.26% | 13097 | 14125 | 92.72% | -6.26 | -4.81 |
| Sep-04 | 1304 | 1336 | 97.60% | 15.29% | 13267 | 14218 | 93.31% | -6.01 | -4.65 |
| Oct-04 | 1362 | 1398 | 97.42% | 15.84% | 11955 | 12758 | 93.71% | -5.44 | -4.3 |
| Nov-04 | 1298 | 1330 | 97.59% | 15.32% | 10547 | 11271 | 93.58% | -5.65 | -4.44 |
| Dec-04 | | | | | | | | | |

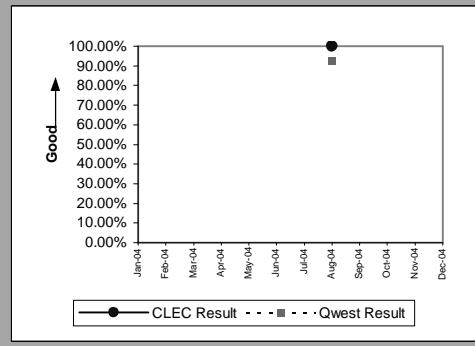


OP-5A - New Service Installation Quality Reported to Repair (Percent)

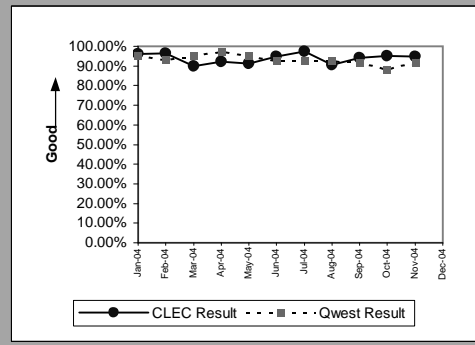
| Unbundled Loop - 2 Wire Non-Loaded (Parity) | | | | | | | | | |
|---|----------|------------|-------------|--------------|-----------|-------------|--------------|-----------|------------|
| Date | CLEC Num | CLEC Denom | CLEC Result | Standard Dev | Qwest Num | Qwest Denom | Qwest Result | Mod Z Scr | Parity Scr |
| Jan-04 | 164 | 181 | 90.61% | 29.17% | 88 | 99 | 88.89% | -0.44 | -1.27 |
| Feb-04 | 172 | 177 | 97.18% | 16.57% | 74 | 82 | 90.24% | -1.75 | -2.06 |
| Mar-04 | 200 | 208 | 96.15% | 19.23% | 75 | 84 | 89.29% | -1.72 | -2.04 |
| Apr-04 | 151 | 157 | 96.18% | 19.17% | 157 | 176 | 89.20% | -2.05 | -2.24 |
| May-04 | 154 | 160 | 96.25% | 19.00% | 85 | 94 | 90.43% | -1.52 | -1.93 |
| Jun-04 | 155 | 162 | 95.68% | 20.33% | 74 | 83 | 89.16% | -1.55 | -1.94 |
| Jul-04 | 247 | 258 | 95.74% | 20.20% | 93 | 105 | 88.57% | -1.95 | -2.18 |
| Aug-04 | 320 | 329 | 97.26% | 16.31% | 87 | 97 | 89.69% | -2.16 | -2.31 |
| Sep-04 | 394 | 408 | 96.57% | 18.20% | 65 | 69 | 94.20% | -0.78 | -1.47 |
| Oct-04 | 428 | 444 | 96.40% | 18.64% | 64 | 69 | 92.75% | -1.09 | -1.66 |
| Nov-04 | 430 | 441 | 97.51% | 15.60% | 73 | 75 | 97.33% | -0.09 | -1.05 |
| Dec-04 | | | | | | | | | |



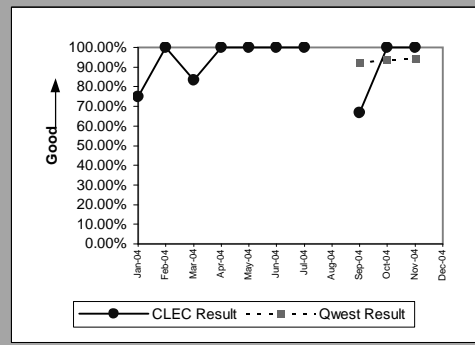
| Unbundled Loop - 4 Wire Non-Loaded (Parity) | | | | | | | | | |
|---|----------|------------|-------------|--------------|-----------|-------------|--------------|-----------|------------|
| Date | CLEC Num | CLEC Denom | CLEC Result | Standard Dev | Qwest Num | Qwest Denom | Qwest Result | Mod Z Scr | Parity Scr |
| Jan-04 | | | | | | | | | |
| Feb-04 | | | | | | | | | |
| Mar-04 | | | | | | | | | |
| Apr-04 | | | | | | | | | |
| May-04 | | | | | | | | | |
| Jun-04 | | | | | | | | | |
| Jul-04 | | | | | | | | | |
| Aug-04 | 1 | 1 | 100.00% | 0.00% | 189 | 204 | 92.65% | -0.28 | -1.17 |
| Sep-04 | | | | | | | | | |
| Oct-04 | | | | | | | | | |
| Nov-04 | | | | | | | | | |
| Dec-04 | | | | | | | | | |



| Unbundled Loop - DS1 Capable (Parity) | | | | | | | | | |
|---------------------------------------|----------|------------|-------------|--------------|-----------|-------------|--------------|-----------|------------|
| Date | CLEC Num | CLEC Denom | CLEC Result | Standard Dev | Qwest Num | Qwest Denom | Qwest Result | Mod Z Scr | Parity Scr |
| Jan-04 | 147 | 153 | 96.08% | 19.41% | 386 | 404 | 95.54% | -0.27 | -1.17 |
| Feb-04 | 109 | 113 | 96.46% | 18.48% | 294 | 316 | 93.04% | -1.23 | -1.75 |
| Mar-04 | 153 | 170 | 90.00% | 30.00% | 293 | 308 | 95.13% | 2.08 | 0.26 |
| Apr-04 | 116 | 126 | 92.06% | 27.03% | 353 | 362 | 97.51% | 2.5 | 0.52 |
| May-04 | 114 | 125 | 91.20% | 28.33% | 209 | 220 | 95.00% | 1.35 | -0.18 |
| Jun-04 | 128 | 135 | 94.81% | 22.17% | 306 | 331 | 92.45% | -0.88 | -1.53 |
| Jul-04 | 148 | 152 | 97.37% | 16.01% | 317 | 343 | 92.42% | -1.92 | -2.17 |
| Aug-04 | 146 | 161 | 90.68% | 29.07% | 189 | 204 | 92.65% | 0.67 | -0.59 |
| Sep-04 | 146 | 155 | 94.19% | 23.39% | 263 | 286 | 91.96% | -0.82 | -1.5 |
| Oct-04 | 138 | 145 | 95.17% | 21.43% | 285 | 323 | 88.24% | -2.15 | -2.31 |
| Nov-04 | 146 | 154 | 94.81% | 22.19% | 246 | 268 | 91.79% | -1.09 | -1.66 |
| Dec-04 | | | | | | | | | |

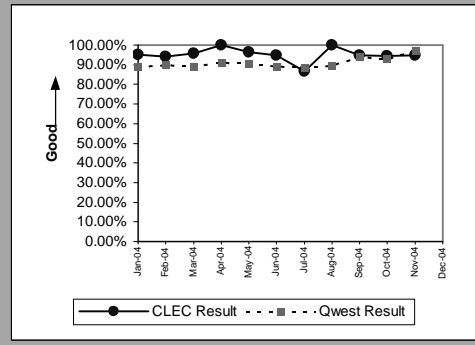


| Unbundled Loop - XDSL(i) (Parity) | | | | | | | | | |
|-----------------------------------|----------|------------|-------------|--------------|-----------|-------------|--------------|-----------|------------|
| Date | CLEC Num | CLEC Denom | CLEC Result | Standard Dev | Qwest Num | Qwest Denom | Qwest Result | Mod Z Scr | Parity Scr |
| Jan-04 | 3 | 4 | 75.00% | 43.30% | | | | | N/A |
| Feb-04 | 4 | 4 | 100.00% | 0.00% | | | | | N/A |
| Mar-04 | 5 | 6 | 83.33% | 37.27% | | | | | N/A |
| Apr-04 | 5 | 5 | 100.00% | 0.00% | | | | | N/A |
| May-04 | 12 | 12 | 100.00% | 0.00% | | | | | N/A |
| Jun-04 | 5 | 5 | 100.00% | 0.00% | | | | | N/A |
| Jul-04 | 5 | 5 | 100.00% | 0.00% | | | | | N/A |
| Aug-04 | | | | | | | | | |
| Sep-04 | 4 | 6 | 66.67% | 47.14% | 12282 | 13322 | 92.19% | 1.75 | 0.06 |
| Oct-04 | 10 | 10 | 100.00% | 0.00% | 12483 | 13310 | 93.79% | -0.81 | -1.49 |
| Nov-04 | 4 | 4 | 100.00% | 0.00% | 11527 | 12237 | 94.20% | -0.5 | -1.3 |
| Dec-04 | | | | | | | | | |

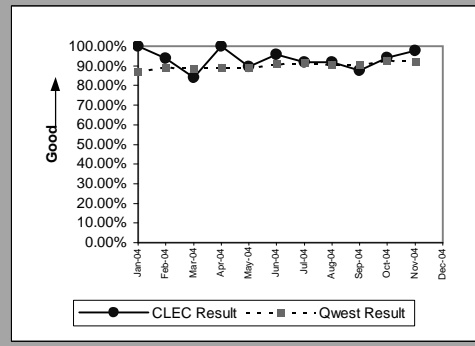


OP-5A - New Service Installation Quality Reported to Repair (Percent)

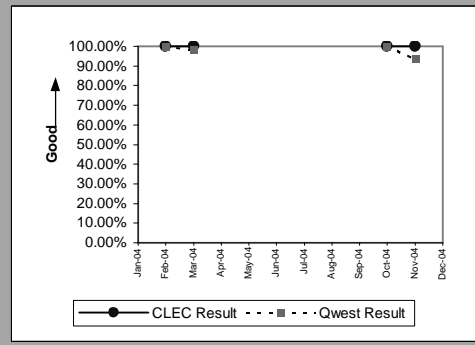
| Unbundled Loop - ISDN Capable (Parity) | | | | | | | | | |
|--|----------|------------|-------------|--------------|-----------|-------------|--------------|-----------|------------|
| Date | CLEC Num | CLEC Denom | CLEC Result | Standard Dev | Qwest Num | Qwest Denom | Qwest Result | Mod Z Scr | Parity Scr |
| Jan-04 | 58 | 61 | 95.08% | 21.62% | 87 | 98 | 88.78% | -1.22 | -1.74 |
| Feb-04 | 49 | 52 | 94.23% | 23.32% | 70 | 78 | 89.74% | -0.83 | -1.5 |
| Mar-04 | 47 | 49 | 95.92% | 19.79% | 74 | 83 | 89.16% | -1.21 | -1.73 |
| Apr-04 | 40 | 40 | 100.00% | 0.00% | 153 | 168 | 91.07% | -1.78 | -2.08 |
| May-04 | 54 | 56 | 96.43% | 18.56% | 85 | 94 | 90.43% | -1.21 | -1.73 |
| Jun-04 | 55 | 58 | 94.83% | 22.15% | 74 | 83 | 89.16% | -1.07 | -1.65 |
| Jul-04 | 32 | 37 | 86.49% | 34.19% | 93 | 105 | 88.57% | 0.33 | -0.8 |
| Aug-04 | 46 | 46 | 100.00% | 0.00% | 87 | 97 | 89.69% | -1.89 | -2.15 |
| Sep-04 | 55 | 58 | 94.83% | 22.15% | 65 | 69 | 94.20% | -0.15 | -1.09 |
| Oct-04 | 51 | 54 | 94.44% | 22.91% | 64 | 69 | 92.75% | -0.36 | -1.22 |
| Nov-04 | 56 | 59 | 94.92% | 21.97% | 71 | 73 | 97.26% | 0.66 | -0.6 |
| Dec-04 | | | | | | | | | |



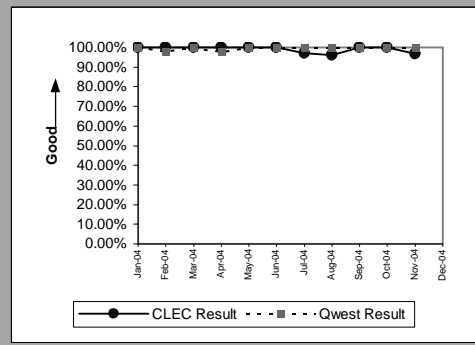
| Unbundled Loop - ADSL Qualified (Parity) | | | | | | | | | |
|--|----------|------------|-------------|--------------|-----------|-------------|--------------|-----------|------------|
| Date | CLEC Num | CLEC Denom | CLEC Result | Standard Dev | Qwest Num | Qwest Denom | Qwest Result | Mod Z Scr | Parity Scr |
| Jan-04 | 19 | 19 | 100.00% | 0.00% | 1484 | 1705 | 87.04% | -1.67 | -2.02 |
| Feb-04 | 15 | 16 | 93.75% | 24.21% | 1621 | 1813 | 89.41% | -0.56 | -1.34 |
| Mar-04 | 21 | 25 | 84.00% | 36.66% | 1507 | 1703 | 88.49% | 0.71 | -0.57 |
| Apr-04 | 25 | 25 | 100.00% | 0.00% | 2760 | 3091 | 89.29% | -1.72 | -2.05 |
| May-04 | 26 | 29 | 89.66% | 30.45% | 2852 | 3212 | 88.79% | -0.15 | -1.09 |
| Jun-04 | 22 | 23 | 95.65% | 20.39% | 3507 | 3855 | 90.97% | -0.78 | -1.47 |
| Jul-04 | 23 | 25 | 92.00% | 27.13% | 3461 | 3784 | 91.46% | -0.1 | -1.06 |
| Aug-04 | 23 | 25 | 92.00% | 27.13% | 3260 | 3597 | 90.63% | -0.23 | -1.14 |
| Sep-04 | 35 | 40 | 87.50% | 33.07% | 3474 | 3832 | 90.66% | 0.7 | -0.57 |
| Oct-04 | 48 | 51 | 94.12% | 23.53% | 3278 | 3537 | 92.68% | -0.39 | -1.24 |
| Nov-04 | 40 | 41 | 97.56% | 15.43% | 3009 | 3262 | 92.24% | -1.26 | -1.77 |
| Dec-04 | | | | | | | | | |



| Unbundled Loop - DS3 Capable (Parity) | | | | | | | | | |
|---------------------------------------|----------|------------|-------------|--------------|-----------|-------------|--------------|-----------|------------|
| Date | CLEC Num | CLEC Denom | CLEC Result | Standard Dev | Qwest Num | Qwest Denom | Qwest Result | Mod Z Scr | Parity Scr |
| Jan-04 | | | | | | | | | |
| Feb-04 | 5 | 5 | 100.00% | 0.00% | 37 | 37 | 100.00% | N/A | N/A |
| Mar-04 | 7 | 7 | 100.00% | 0.00% | 51 | 52 | 98.08% | -0.35 | -1.21 |
| Apr-04 | | | | | | | | | |
| May-04 | | | | | | | | | |
| Jun-04 | | | | | | | | | |
| Jul-04 | | | | | | | | | |
| Aug-04 | | | | | | | | | |
| Sep-04 | | | | | | | | | |
| Oct-04 | 1 | 1 | 100.00% | 0.00% | 38 | 38 | 100.00% | N/A | N/A |
| Nov-04 | 1 | 1 | 100.00% | 0.00% | 28 | 30 | 93.33% | -0.26 | -1.16 |
| Dec-04 | | | | | | | | | |

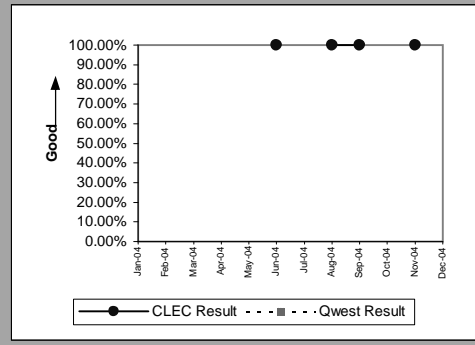


| LIS Trunk (Parity) | | | | | | | | | |
|--------------------|----------|------------|-------------|--------------|-----------|-------------|--------------|-----------|------------|
| Date | CLEC Num | CLEC Denom | CLEC Result | Standard Dev | Qwest Num | Qwest Denom | Qwest Result | Mod Z Scr | Parity Scr |
| Jan-04 | 33 | 33 | 100.00% | 0.00% | 34 | 34 | 100.00% | N/A | N/A |
| Feb-04 | 19 | 19 | 100.00% | 0.00% | 49 | 50 | 98.00% | -0.53 | -1.32 |
| Mar-04 | 43 | 43 | 100.00% | 0.00% | 52 | 52 | 100.00% | N/A | N/A |
| Apr-04 | 37 | 37 | 100.00% | 0.00% | 40 | 41 | 97.56% | -0.7 | -1.42 |
| May-04 | 25 | 25 | 100.00% | 0.00% | 79 | 79 | 100.00% | N/A | N/A |
| Jun-04 | 28 | 28 | 100.00% | 0.00% | 85 | 85 | 100.00% | N/A | N/A |
| Jul-04 | 33 | 34 | 97.06% | 16.90% | 41 | 41 | 100.00% | N/A | -0.56 |
| Aug-04 | 24 | 25 | 96.00% | 19.60% | 32 | 32 | 100.00% | N/A | -0.54 |
| Sep-04 | 18 | 18 | 100.00% | 0.00% | 41 | 41 | 100.00% | N/A | N/A |
| Oct-04 | 14 | 14 | 100.00% | 0.00% | 54 | 54 | 100.00% | N/A | N/A |
| Nov-04 | 29 | 30 | 96.67% | 17.95% | 26 | 26 | 100.00% | N/A | -0.62 |
| Dec-04 | | | | | | | | | |

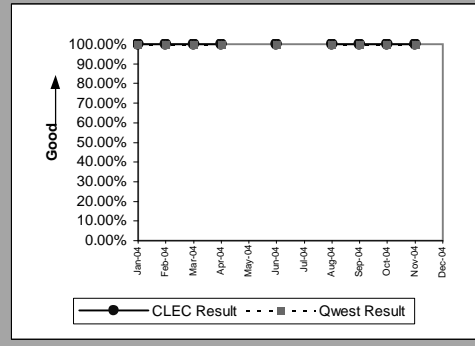


OP-5A - New Service Installation Quality Reported to Repair (Percent)

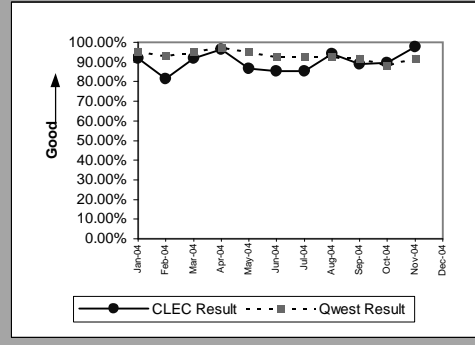
| Dark Fiber - Loop) (Diagnostic) | | | | | | | | | |
|---------------------------------|----------|------------|-------------|--------------|-----------|-------------|--------------|-----------|------------|
| Date | CLEC Num | CLEC Denom | CLEC Result | Standard Dev | Qwest Num | Qwest Denom | Qwest Result | Mod Z Scr | Parity Scr |
| Jan-04 | | | | | | | | | |
| Feb-04 | | | | | | | | | |
| Mar-04 | | | | | | | | | |
| Apr-04 | | | | | | | | | |
| May-04 | | | | | | | | | |
| Jun-04 | 1 | 1 | 100.00% | 0.00% | | | | | N/A |
| Jul-04 | | | | | | | | | |
| Aug-04 | 2 | 2 | 100.00% | 0.00% | | | | | N/A |
| Sep-04 | 1 | 1 | 100.00% | 0.00% | | | | | N/A |
| Oct-04 | | | | | | | | | |
| Nov-04 | 3 | 3 | 100.00% | 0.00% | | | | | N/A |
| Dec-04 | | | | | | | | | |



| E911) (Parity) | | | | | | | | | |
|----------------|----------|------------|-------------|--------------|-----------|-------------|--------------|-----------|------------|
| Date | CLEC Num | CLEC Denom | CLEC Result | Standard Dev | Qwest Num | Qwest Denom | Qwest Result | Mod Z Scr | Parity Scr |
| Jan-04 | 10 | 10 | 100.00% | 0.00% | 1 | 1 | 100.00% | N/A | N/A |
| Feb-04 | 21 | 21 | 100.00% | 0.00% | 4 | 4 | 100.00% | N/A | N/A |
| Mar-04 | 9 | 9 | 100.00% | 0.00% | 2 | 2 | 100.00% | N/A | N/A |
| Apr-04 | 16 | 16 | 100.00% | 0.00% | 9 | 9 | 100.00% | N/A | N/A |
| May-04 | | | | | | | | | |
| Jun-04 | 6 | 6 | 100.00% | 0.00% | 5 | 5 | 100.00% | N/A | N/A |
| Jul-04 | | | | | | | | | |
| Aug-04 | 7 | 7 | 100.00% | 0.00% | 5 | 5 | 100.00% | N/A | N/A |
| Sep-04 | 2 | 2 | 100.00% | 0.00% | 2 | 2 | 100.00% | N/A | N/A |
| Oct-04 | 5 | 5 | 100.00% | 0.00% | 5 | 5 | 100.00% | N/A | N/A |
| Nov-04 | 3 | 3 | 100.00% | 0.00% | 3 | 3 | 100.00% | N/A | N/A |
| Dec-04 | | | | | | | | | |

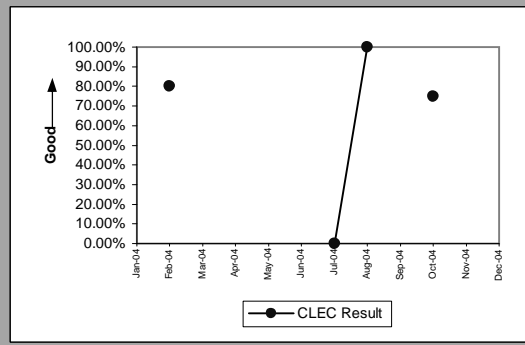


| Enhanced Extended Loops - DS1 Capable) (Parity) | | | | | | | | | |
|---|----------|------------|-------------|--------------|-----------|-------------|--------------|-----------|------------|
| Date | CLEC Num | CLEC Denom | CLEC Result | Standard Dev | Qwest Num | Qwest Denom | Qwest Result | Mod Z Scr | Parity Scr |
| Jan-04 | 46 | 50 | 92.00% | 27.13% | 386 | 404 | 95.54% | 1.06 | -0.36 |
| Feb-04 | 44 | 54 | 81.48% | 38.84% | 294 | 316 | 93.04% | 2.52 | 0.53 |
| Mar-04 | 67 | 73 | 91.78% | 27.47% | 293 | 308 | 95.13% | 1.09 | -0.34 |
| Apr-04 | 79 | 82 | 96.34% | 18.77% | 353 | 362 | 97.51% | 0.6 | -0.63 |
| May-04 | 59 | 68 | 86.76% | 33.89% | 209 | 220 | 95.00% | 2.16 | 0.31 |
| Jun-04 | 76 | 89 | 85.39% | 35.32% | 306 | 331 | 92.45% | 1.95 | 0.19 |
| Jul-04 | 46 | 54 | 85.19% | 35.52% | 317 | 343 | 92.42% | 1.66 | 0.01 |
| Aug-04 | 64 | 68 | 94.12% | 23.53% | 189 | 204 | 92.65% | -0.4 | -1.24 |
| Sep-04 | 96 | 108 | 88.89% | 31.43% | 263 | 286 | 91.96% | 0.94 | -0.43 |
| Oct-04 | 113 | 126 | 89.68% | 30.42% | 285 | 323 | 88.24% | -0.43 | -1.26 |
| Nov-04 | 85 | 87 | 97.70% | 14.99% | 246 | 268 | 91.79% | -1.74 | -2.06 |
| Dec-04 | | | | | | | | | |

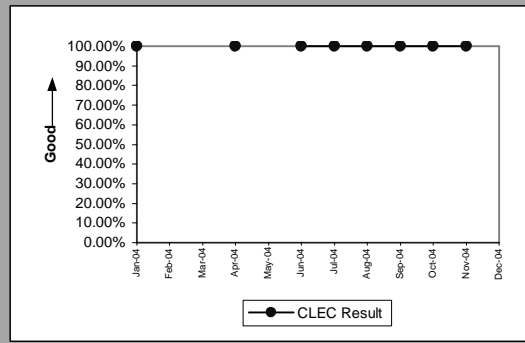


OP-5A - New Service Installation Quality Reported to Repair (Percent)

| Enhanced Extended Loops - DS0 Capable (Diagnostic) | | | | | |
|--|-----------|-------------|-------------|--------------|--------|
| Date | Numerator | Denominator | CLEC Result | Standard Dev | |
| Jan-04 | | | | | |
| Feb-04 | | 4 | 5 | 80.00% | 40.00% |
| Mar-04 | | | | | |
| Apr-04 | | | | | |
| May-04 | | | | | |
| Jun-04 | | | | | |
| Jul-04 | 0 | | 2 | 0.00% | 0.00% |
| Aug-04 | 2 | | 2 | 100.00% | 0.00% |
| Sep-04 | | | | | |
| Oct-04 | 6 | | 8 | 75.00% | 43.30% |
| Nov-04 | | | | | |
| Dec-04 | | | | | |

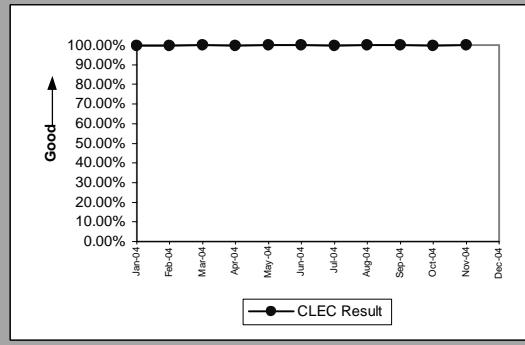


| Enhanced Extended Loops - DS3 Capable (Diagnostic) | | | | | |
|--|-----------|-------------|-------------|--------------|-------|
| Date | Numerator | Denominator | CLEC Result | Standard Dev | |
| Jan-04 | 1 | | 1 | 100.00% | 0.00% |
| Feb-04 | | | | | |
| Mar-04 | | | | | |
| Apr-04 | 1 | | 1 | 100.00% | 0.00% |
| May-04 | | | | | |
| Jun-04 | 1 | | 1 | 100.00% | 0.00% |
| Jul-04 | 1 | | 1 | 100.00% | 0.00% |
| Aug-04 | 1 | | 1 | 100.00% | 0.00% |
| Sep-04 | 2 | | 2 | 100.00% | 0.00% |
| Oct-04 | 1 | | 1 | 100.00% | 0.00% |
| Nov-04 | 2 | | 2 | 100.00% | 0.00% |
| Dec-04 | | | | | |

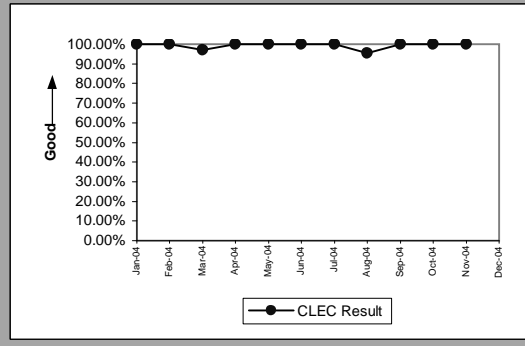


OP-5B - New Service Provisioning Quality (Percent)

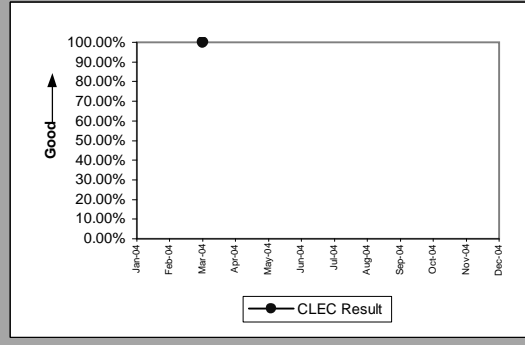
| Residence) (Diagnostic) | | | | | |
|-------------------------|-----------|-------------|-------------|--------------|--|
| Date | Numerator | Denominator | CLEC Result | Standard Dev | |
| Jan-04 | 1679 | 1682 | 99.82% | 4.22% | |
| Feb-04 | 1180 | 1182 | 99.83% | 4.11% | |
| Mar-04 | 1167 | 1167 | 100.00% | 0.00% | |
| Apr-04 | 997 | 1000 | 99.70% | 5.47% | |
| May-04 | 1037 | 1037 | 100.00% | 0.00% | |
| Jun-04 | 1003 | 1004 | 99.90% | 3.15% | |
| Jul-04 | 990 | 993 | 99.70% | 5.49% | |
| Aug-04 | 1120 | 1121 | 99.91% | 2.99% | |
| Sep-04 | 1409 | 1410 | 99.93% | 2.66% | |
| Oct-04 | 1995 | 1999 | 99.80% | 4.47% | |
| Nov-04 | 1795 | 1797 | 99.89% | 3.33% | |
| Dec-04 | | | | | |



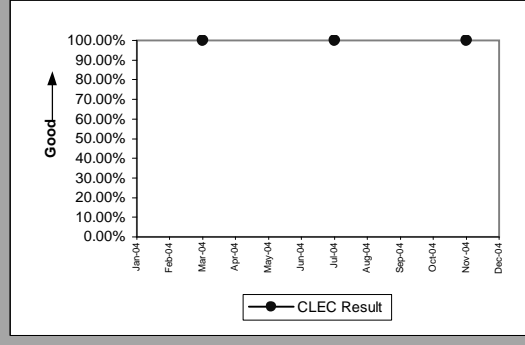
| Business) (Diagnostic) | | | | | |
|------------------------|-----------|-------------|-------------|--------------|--|
| Date | Numerator | Denominator | CLEC Result | Standard Dev | |
| Jan-04 | 14 | 14 | 100.00% | 0.00% | |
| Feb-04 | 12 | 12 | 100.00% | 0.00% | |
| Mar-04 | 32 | 33 | 96.97% | 17.14% | |
| Apr-04 | 21 | 21 | 100.00% | 0.00% | |
| May-04 | 21 | 21 | 100.00% | 0.00% | |
| Jun-04 | 43 | 43 | 100.00% | 0.00% | |
| Jul-04 | 20 | 20 | 100.00% | 0.00% | |
| Aug-04 | 21 | 22 | 95.45% | 20.83% | |
| Sep-04 | 10 | 10 | 100.00% | 0.00% | |
| Oct-04 | 8 | 8 | 100.00% | 0.00% | |
| Nov-04 | 20 | 20 | 100.00% | 0.00% | |
| Dec-04 | | | | | |



| Centrex 21) (Diagnostic) | | | | | |
|--------------------------|-----------|-------------|-------------|--------------|--|
| Date | Numerator | Denominator | CLEC Result | Standard Dev | |
| Jan-04 | | | | | |
| Feb-04 | | | | | |
| Mar-04 | 1 | 1 | 100.00% | 0.00% | |
| Apr-04 | | | | | |
| May-04 | | | | | |
| Jun-04 | | | | | |
| Jul-04 | | | | | |
| Aug-04 | | | | | |
| Sep-04 | | | | | |
| Oct-04 | | | | | |
| Nov-04 | | | | | |
| Dec-04 | | | | | |

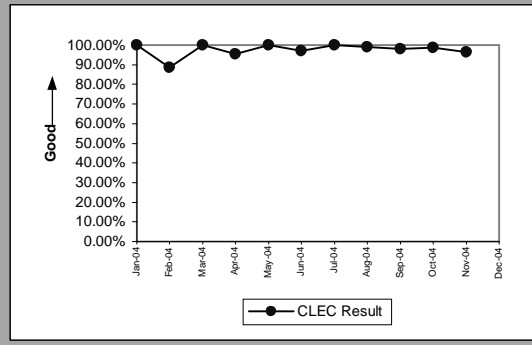


| PBX) (Diagnostic) | | | | | |
|-------------------|-----------|-------------|-------------|--------------|--|
| Date | Numerator | Denominator | CLEC Result | Standard Dev | |
| Jan-04 | | | | | |
| Feb-04 | | | | | |
| Mar-04 | 1 | 1 | 100.00% | 0.00% | |
| Apr-04 | | | | | |
| May-04 | | | | | |
| Jun-04 | | | | | |
| Jul-04 | 1 | 1 | 100.00% | 0.00% | |
| Aug-04 | | | | | |
| Sep-04 | | | | | |
| Oct-04 | | | | | |
| Nov-04 | 1 | 1 | 100.00% | 0.00% | |
| Dec-04 | | | | | |

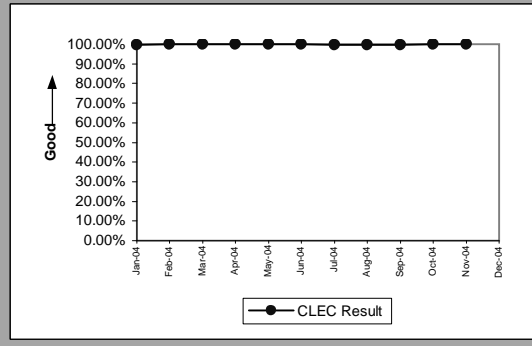


OP-5B - New Service Provisioning Quality (Percent)

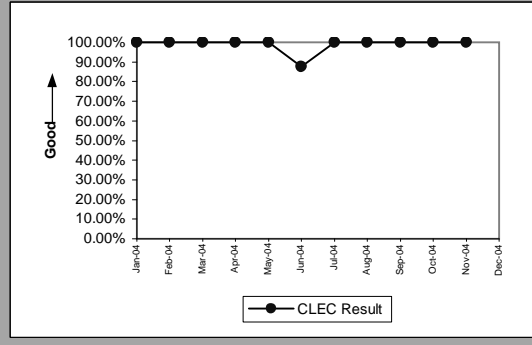
| Qwest DSL (Diagnostic) | | | | | |
|------------------------|-----------|-------------|-------------|--------------|--|
| Date | Numerator | Denominator | CLEC Result | Standard Dev | |
| Jan-04 | 32 | 32 | 100.00% | 0.00% | |
| Feb-04 | 31 | 35 | 88.57% | 31.82% | |
| Mar-04 | 41 | 41 | 100.00% | 0.00% | |
| Apr-04 | 43 | 45 | 95.56% | 20.61% | |
| May-04 | 128 | 128 | 100.00% | 0.00% | |
| Jun-04 | 206 | 212 | 97.17% | 16.58% | |
| Jul-04 | 77 | 77 | 100.00% | 0.00% | |
| Aug-04 | 98 | 99 | 98.99% | 10.00% | |
| Sep-04 | 54 | 55 | 98.18% | 13.36% | |
| Oct-04 | 69 | 70 | 98.57% | 11.87% | |
| Nov-04 | 53 | 55 | 96.36% | 18.72% | |
| Dec-04 | | | | | |



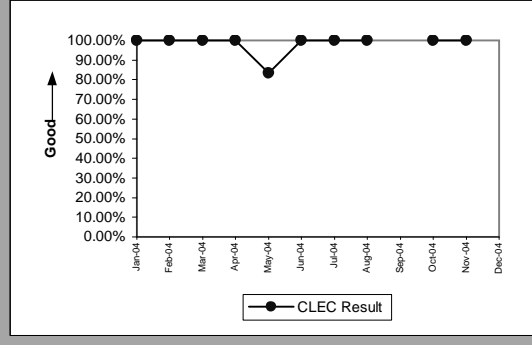
| UNE - P (POTS) (Diagnostic) | | | | | |
|-----------------------------|-----------|-------------|-------------|--------------|--|
| Date | Numerator | Denominator | CLEC Result | Standard Dev | |
| Jan-04 | 7706 | 7719 | 99.83% | 4.10% | |
| Feb-04 | 10384 | 10398 | 99.87% | 3.67% | |
| Mar-04 | 16292 | 16306 | 99.91% | 2.93% | |
| Apr-04 | 17562 | 17577 | 99.91% | 2.92% | |
| May-04 | 16474 | 16496 | 99.87% | 3.65% | |
| Jun-04 | 15873 | 15894 | 99.87% | 3.63% | |
| Jul-04 | 10050 | 10072 | 99.78% | 4.67% | |
| Aug-04 | 6163 | 6182 | 99.69% | 5.54% | |
| Sep-04 | 4768 | 4777 | 99.81% | 4.34% | |
| Oct-04 | 6378 | 6386 | 99.87% | 3.54% | |
| Nov-04 | 5839 | 5848 | 99.85% | 3.92% | |
| Dec-04 | | | | | |



| UNE P (Centrex) (Diagnostic) | | | | | |
|------------------------------|-----------|-------------|-------------|--------------|--|
| Date | Numerator | Denominator | CLEC Result | Standard Dev | |
| Jan-04 | 5 | 5 | 100.00% | 0.00% | |
| Feb-04 | 8 | 8 | 100.00% | 0.00% | |
| Mar-04 | 10 | 10 | 100.00% | 0.00% | |
| Apr-04 | 5 | 5 | 100.00% | 0.00% | |
| May-04 | 5 | 5 | 100.00% | 0.00% | |
| Jun-04 | 7 | 8 | 87.50% | 33.07% | |
| Jul-04 | 5 | 5 | 100.00% | 0.00% | |
| Aug-04 | 8 | 8 | 100.00% | 0.00% | |
| Sep-04 | 4 | 4 | 100.00% | 0.00% | |
| Oct-04 | 2 | 2 | 100.00% | 0.00% | |
| Nov-04 | 6 | 6 | 100.00% | 0.00% | |
| Dec-04 | | | | | |

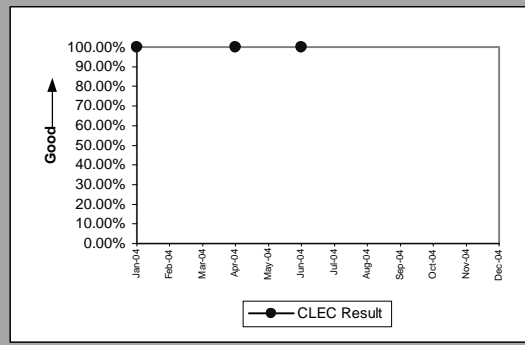


| UNE P (Centrex 21) (Diagnostic) | | | | | |
|---------------------------------|-----------|-------------|-------------|--------------|--|
| Date | Numerator | Denominator | CLEC Result | Standard Dev | |
| Jan-04 | 1 | 1 | 100.00% | 0.00% | |
| Feb-04 | 1 | 1 | 100.00% | 0.00% | |
| Mar-04 | 1 | 1 | 100.00% | 0.00% | |
| Apr-04 | 3 | 3 | 100.00% | 0.00% | |
| May-04 | 5 | 6 | 83.33% | 37.27% | |
| Jun-04 | 11 | 11 | 100.00% | 0.00% | |
| Jul-04 | 1 | 1 | 100.00% | 0.00% | |
| Aug-04 | 3 | 3 | 100.00% | 0.00% | |
| Sep-04 | | | | | |
| Oct-04 | 10 | 10 | 100.00% | 0.00% | |
| Nov-04 | 1 | 1 | 100.00% | 0.00% | |
| Dec-04 | | | | | |

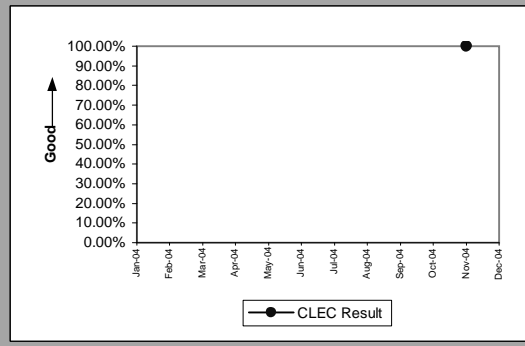


OP-5B - New Service Provisioning Quality (Percent)

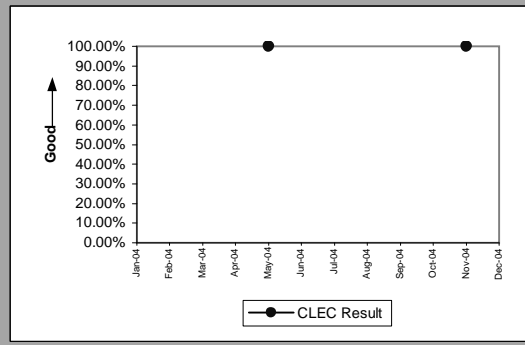
| ISDN Primary (Diagnostic) | | | | | |
|---------------------------|-----------|-------------|-------------|--------------|-------|
| Date | Numerator | Denominator | CLEC Result | Standard Dev | |
| Jan-04 | | 1 | 1 | 100.00% | 0.00% |
| Feb-04 | | | | | |
| Mar-04 | | | | | |
| Apr-04 | 3 | | 3 | 100.00% | 0.00% |
| May-04 | | | | | |
| Jun-04 | 2 | | 2 | 100.00% | 0.00% |
| Jul-04 | | | | | |
| Aug-04 | | | | | |
| Sep-04 | | | | | |
| Oct-04 | | | | | |
| Nov-04 | | | | | |
| Dec-04 | | | | | |



| DS0 (Diagnostic) | | | | | |
|------------------|-----------|-------------|-------------|--------------|-------|
| Date | Numerator | Denominator | CLEC Result | Standard Dev | |
| Jan-04 | | | | | |
| Feb-04 | | | | | |
| Mar-04 | | | | | |
| Apr-04 | | | | | |
| May-04 | | | | | |
| Jun-04 | | | | | |
| Jul-04 | | | | | |
| Aug-04 | | | | | |
| Sep-04 | | | | | |
| Oct-04 | | | | | |
| Nov-04 | 9 | | 9 | 100.00% | 0.00% |
| Dec-04 | | | | | |

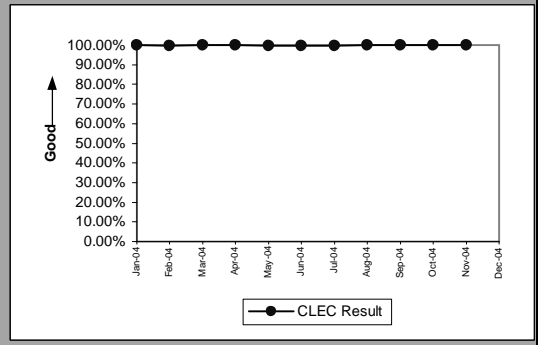


| DS1 (Diagnostic) | | | | | |
|------------------|-----------|-------------|-------------|--------------|-------|
| Date | Numerator | Denominator | CLEC Result | Standard Dev | |
| Jan-04 | | | | | |
| Feb-04 | | | | | |
| Mar-04 | | | | | |
| Apr-04 | | | | | |
| May-04 | 1 | | 1 | 100.00% | 0.00% |
| Jun-04 | | | | | |
| Jul-04 | | | | | |
| Aug-04 | | | | | |
| Sep-04 | | | | | |
| Oct-04 | | | | | |
| Nov-04 | 1 | | 1 | 100.00% | 0.00% |
| Dec-04 | | | | | |

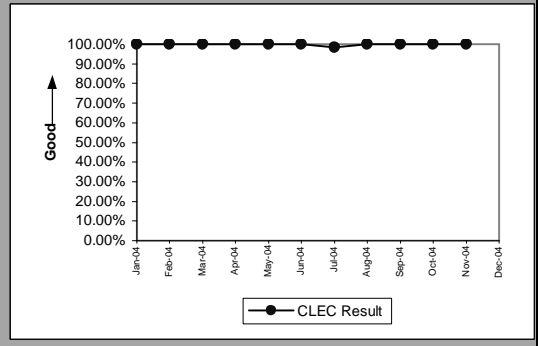


OP-5B - New Service Provisioning Quality (Percent)

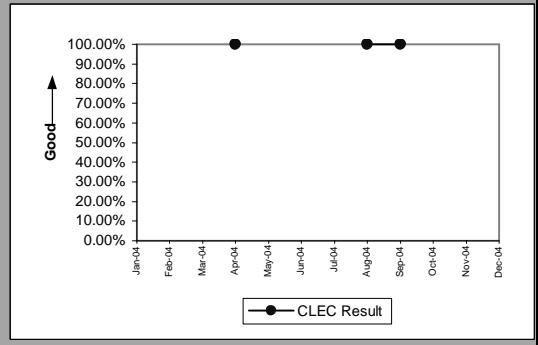
| Line Sharing) (Diagnostic) | | | | | |
|----------------------------|-----------|-------------|-------------|--------------|-------|
| Date | Numerator | Denominator | CLEC Result | Standard Dev | |
| Jan-04 | | 730 | 731 | 99.86% | 3.70% |
| Feb-04 | | 521 | 522 | 99.81% | 4.37% |
| Mar-04 | | 480 | 480 | 100.00% | 0.00% |
| Apr-04 | | 409 | 409 | 100.00% | 0.00% |
| May-04 | | 406 | 407 | 99.75% | 4.95% |
| Jun-04 | | 479 | 480 | 99.79% | 4.56% |
| Jul-04 | | 394 | 395 | 99.75% | 5.03% |
| Aug-04 | | 502 | 502 | 100.00% | 0.00% |
| Sep-04 | | 540 | 540 | 100.00% | 0.00% |
| Oct-04 | | 104 | 104 | 100.00% | 0.00% |
| Nov-04 | | 13 | 13 | 100.00% | 0.00% |
| Dec-04 | | | | | |



| Line Splitting) (Diagnostic) | | | | | |
|------------------------------|-----------|-------------|-------------|--------------|--------|
| Date | Numerator | Denominator | CLEC Result | Standard Dev | |
| Jan-04 | | 105 | 105 | 100.00% | 0.00% |
| Feb-04 | | 49 | 49 | 100.00% | 0.00% |
| Mar-04 | | 48 | 48 | 100.00% | 0.00% |
| Apr-04 | | 29 | 29 | 100.00% | 0.00% |
| May-04 | | 24 | 24 | 100.00% | 0.00% |
| Jun-04 | | 35 | 35 | 100.00% | 0.00% |
| Jul-04 | | 66 | 67 | 98.51% | 12.13% |
| Aug-04 | | 59 | 59 | 100.00% | 0.00% |
| Sep-04 | | 65 | 65 | 100.00% | 0.00% |
| Oct-04 | | 56 | 56 | 100.00% | 0.00% |
| Nov-04 | | 65 | 65 | 100.00% | 0.00% |
| Dec-04 | | | | | |

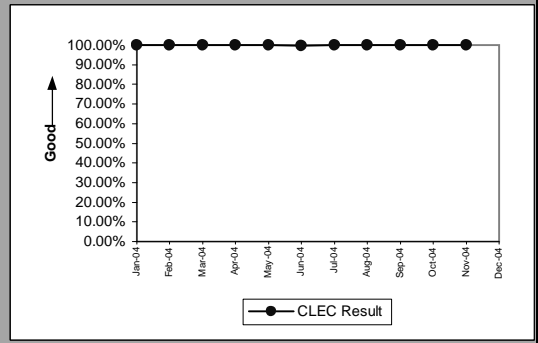


| Sub-Loop Unbundling) (Diagnostic) | | | | | |
|-----------------------------------|-----------|-------------|-------------|--------------|-------|
| Date | Numerator | Denominator | CLEC Result | Standard Dev | |
| Jan-04 | | | | | |
| Feb-04 | | | | | |
| Mar-04 | | | | | |
| Apr-04 | | 1 | 1 | 100.00% | 0.00% |
| May-04 | | | | | |
| Jun-04 | | | | | |
| Jul-04 | | | | | |
| Aug-04 | | 2 | 2 | 100.00% | 0.00% |
| Sep-04 | | 1 | 1 | 100.00% | 0.00% |
| Oct-04 | | | | | |
| Nov-04 | | | | | |
| Dec-04 | | | | | |

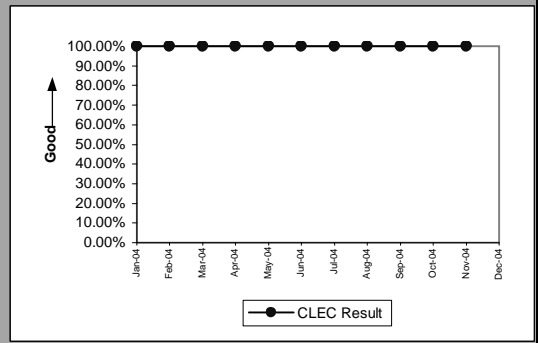


OP-5B - New Service Provisioning Quality (Percent)

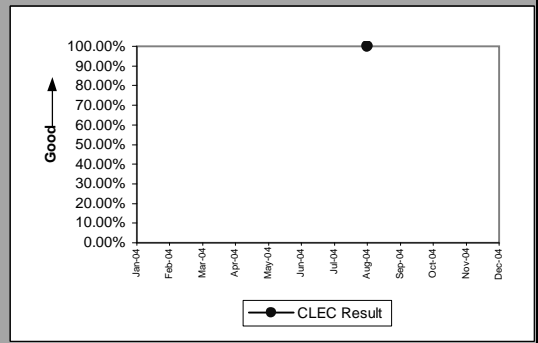
| Unbundled Loop Analog (Diagnostic) | | | | | |
|------------------------------------|-----------|-------------|-------------|--------------|-------|
| Date | Numerator | Denominator | CLEC Result | Standard Dev | |
| Jan-04 | | 1146 | 1146 | 100.00% | 0.00% |
| Feb-04 | | 1109 | 1109 | 100.00% | 0.00% |
| Mar-04 | | 1316 | 1317 | 99.92% | 2.75% |
| Apr-04 | | 1341 | 1341 | 100.00% | 0.00% |
| May-04 | | 1294 | 1294 | 100.00% | 0.00% |
| Jun-04 | | 1328 | 1332 | 99.70% | 5.47% |
| Jul-04 | | 1533 | 1533 | 100.00% | 0.00% |
| Aug-04 | | 1398 | 1398 | 100.00% | 0.00% |
| Sep-04 | | 1336 | 1336 | 100.00% | 0.00% |
| Oct-04 | | 1396 | 1398 | 99.86% | 3.78% |
| Nov-04 | | 1328 | 1330 | 99.85% | 3.87% |
| Dec-04 | | | | | |



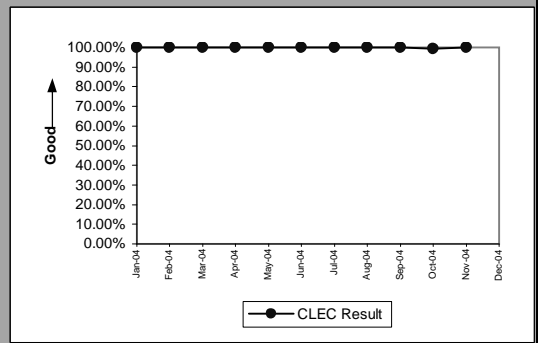
| Unbundled Loop - 2 Wire Non-Loaded (Diagnostic) | | | | | |
|---|-----------|-------------|-------------|--------------|-------|
| Date | Numerator | Denominator | CLEC Result | Standard Dev | |
| Jan-04 | | 181 | 181 | 100.00% | 0.00% |
| Feb-04 | | 177 | 177 | 100.00% | 0.00% |
| Mar-04 | | 208 | 208 | 100.00% | 0.00% |
| Apr-04 | | 157 | 157 | 100.00% | 0.00% |
| May-04 | | 160 | 160 | 100.00% | 0.00% |
| Jun-04 | | 162 | 162 | 100.00% | 0.00% |
| Jul-04 | | 258 | 258 | 100.00% | 0.00% |
| Aug-04 | | 329 | 329 | 100.00% | 0.00% |
| Sep-04 | | 408 | 408 | 100.00% | 0.00% |
| Oct-04 | | 444 | 444 | 100.00% | 0.00% |
| Nov-04 | | 441 | 441 | 100.00% | 0.00% |
| Dec-04 | | | | | |



| Unbundled Loop - 4 Wire Non-Loaded (Diagnostic) | | | | | |
|---|-----------|-------------|-------------|--------------|-------|
| Date | Numerator | Denominator | CLEC Result | Standard Dev | |
| Jan-04 | | | | | |
| Feb-04 | | | | | |
| Mar-04 | | | | | |
| Apr-04 | | | | | |
| May-04 | | | | | |
| Jun-04 | | | | | |
| Jul-04 | | | | | |
| Aug-04 | | 1 | 1 | 100.00% | 0.00% |
| Sep-04 | | | | | |
| Oct-04 | | | | | |
| Nov-04 | | | | | |
| Dec-04 | | | | | |

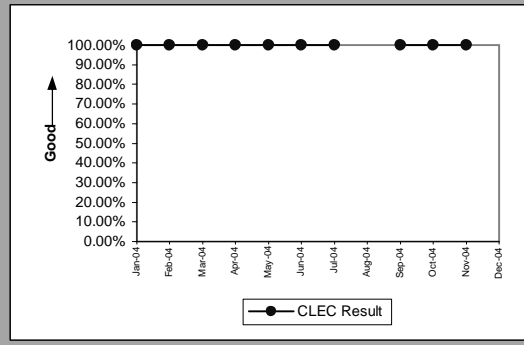


| Unbundled Loop - DS1 Capable (Diagnostic) | | | | | |
|---|-----------|-------------|-------------|--------------|-------|
| Date | Numerator | Denominator | CLEC Result | Standard Dev | |
| Jan-04 | | 153 | 153 | 100.00% | 0.00% |
| Feb-04 | | 113 | 113 | 100.00% | 0.00% |
| Mar-04 | | 170 | 170 | 100.00% | 0.00% |
| Apr-04 | | 126 | 126 | 100.00% | 0.00% |
| May-04 | | 125 | 125 | 100.00% | 0.00% |
| Jun-04 | | 135 | 135 | 100.00% | 0.00% |
| Jul-04 | | 152 | 152 | 100.00% | 0.00% |
| Aug-04 | | 161 | 161 | 100.00% | 0.00% |
| Sep-04 | | 155 | 155 | 100.00% | 0.00% |
| Oct-04 | | 144 | 145 | 99.31% | 8.28% |
| Nov-04 | | 154 | 154 | 100.00% | 0.00% |
| Dec-04 | | | | | |

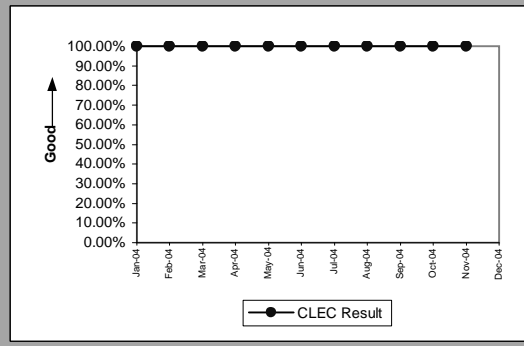


OP-5B - New Service Provisioning Quality (Percent)

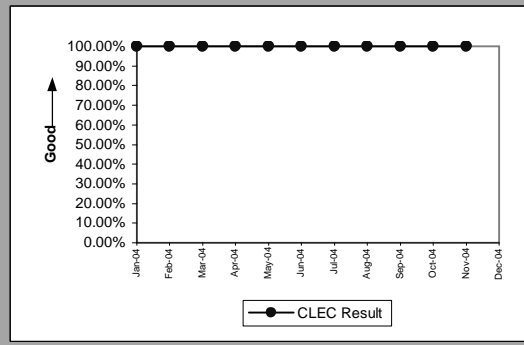
| Unbundled Loop - XDSL (Diagnostic) | | | | | |
|------------------------------------|-----------|-------------|-------------|--------------|-------|
| Date | Numerator | Denominator | CLEC Result | Standard Dev | |
| Jan-04 | | 4 | 4 | 100.00% | 0.00% |
| Feb-04 | | 4 | 4 | 100.00% | 0.00% |
| Mar-04 | | 6 | 6 | 100.00% | 0.00% |
| Apr-04 | | 5 | 5 | 100.00% | 0.00% |
| May-04 | | 12 | 12 | 100.00% | 0.00% |
| Jun-04 | | 5 | 5 | 100.00% | 0.00% |
| Jul-04 | | 5 | 5 | 100.00% | 0.00% |
| Aug-04 | | | | | |
| Sep-04 | | 6 | 6 | 100.00% | 0.00% |
| Oct-04 | | 10 | 10 | 100.00% | 0.00% |
| Nov-04 | | 4 | 4 | 100.00% | 0.00% |
| Dec-04 | | | | | |



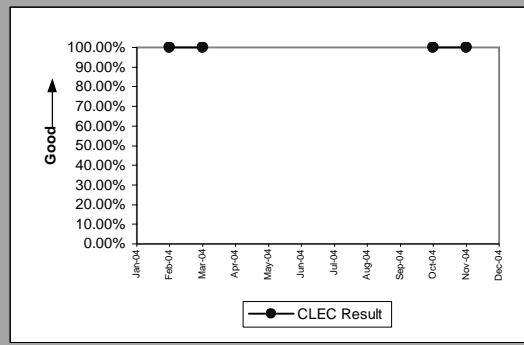
| Unbundled Loop ISDN Capable (Diagnostic) | | | | | |
|--|-----------|-------------|-------------|--------------|-------|
| Date | Numerator | Denominator | CLEC Result | Standard Dev | |
| Jan-04 | | 61 | 61 | 100.00% | 0.00% |
| Feb-04 | | 52 | 52 | 100.00% | 0.00% |
| Mar-04 | | 49 | 49 | 100.00% | 0.00% |
| Apr-04 | | 40 | 40 | 100.00% | 0.00% |
| May-04 | | 56 | 56 | 100.00% | 0.00% |
| Jun-04 | | 58 | 58 | 100.00% | 0.00% |
| Jul-04 | | 37 | 37 | 100.00% | 0.00% |
| Aug-04 | | 46 | 46 | 100.00% | 0.00% |
| Sep-04 | | 58 | 58 | 100.00% | 0.00% |
| Oct-04 | | 54 | 54 | 100.00% | 0.00% |
| Nov-04 | | 59 | 59 | 100.00% | 0.00% |
| Dec-04 | | | | | |



| Unbundled Loop - ADSL Qualified (Diagnostic) | | | | | |
|--|-----------|-------------|-------------|--------------|-------|
| Date | Numerator | Denominator | CLEC Result | Standard Dev | |
| Jan-04 | | 19 | 19 | 100.00% | 0.00% |
| Feb-04 | | 16 | 16 | 100.00% | 0.00% |
| Mar-04 | | 25 | 25 | 100.00% | 0.00% |
| Apr-04 | | 25 | 25 | 100.00% | 0.00% |
| May-04 | | 29 | 29 | 100.00% | 0.00% |
| Jun-04 | | 23 | 23 | 100.00% | 0.00% |
| Jul-04 | | 25 | 25 | 100.00% | 0.00% |
| Aug-04 | | 25 | 25 | 100.00% | 0.00% |
| Sep-04 | | 40 | 40 | 100.00% | 0.00% |
| Oct-04 | | 51 | 51 | 100.00% | 0.00% |
| Nov-04 | | 41 | 41 | 100.00% | 0.00% |
| Dec-04 | | | | | |

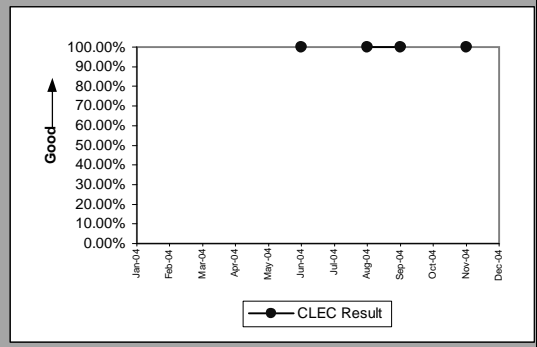


| Unbundled Loop - DS3 Capable (Diagnostic) | | | | | |
|---|-----------|-------------|-------------|--------------|-------|
| Date | Numerator | Denominator | CLEC Result | Standard Dev | |
| Jan-04 | | | | | |
| Feb-04 | | 5 | 5 | 100.00% | 0.00% |
| Mar-04 | | 7 | 7 | 100.00% | 0.00% |
| Apr-04 | | | | | |
| May-04 | | | | | |
| Jun-04 | | | | | |
| Jul-04 | | | | | |
| Aug-04 | | | | | |
| Sep-04 | | | | | |
| Oct-04 | | 1 | 1 | 100.00% | 0.00% |
| Nov-04 | | 1 | 1 | 100.00% | 0.00% |
| Dec-04 | | | | | |



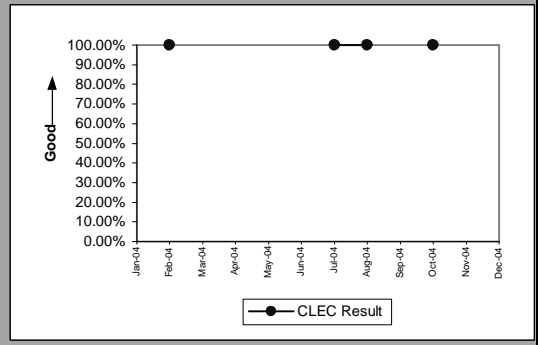
OP-5B - New Service Provisioning Quality (Percent)

| Dark Fiber - Loop (Diagnostic) | | | | |
|--------------------------------|-----------|-------------|-------------|--------------|
| Date | Numerator | Denominator | CLEC Result | Standard Dev |
| Jan-04 | | | | |
| Feb-04 | | | | |
| Mar-04 | | | | |
| Apr-04 | | | | |
| May-04 | | | | |
| Jun-04 | 1 | 1 | 100.00% | 0.00% |
| Jul-04 | | | | |
| Aug-04 | 2 | 2 | 100.00% | 0.00% |
| Sep-04 | 1 | 1 | 100.00% | 0.00% |
| Oct-04 | | | | |
| Nov-04 | 3 | 3 | 100.00% | 0.00% |
| Dec-04 | | | | |

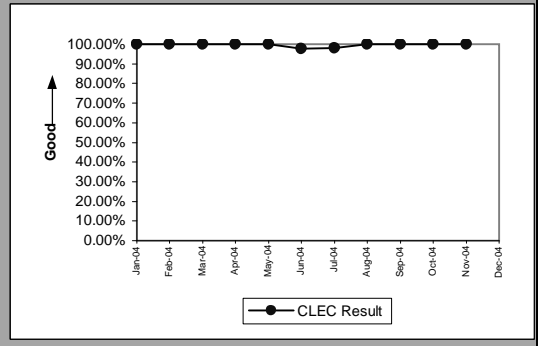


OP-5B - New Service Provisioning Quality (Percent)

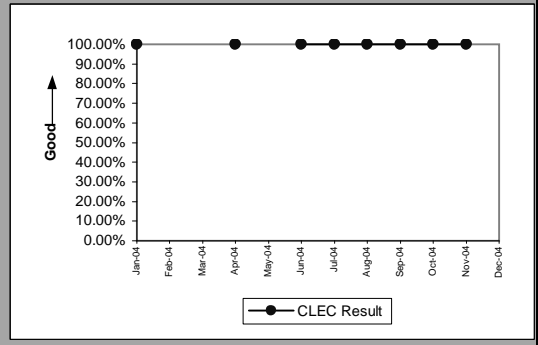
| Enhanced Extended Loops - DS0 Capable (Diagnostic) | | | | | |
|--|-----------|-------------|-------------|--------------|-------|
| Date | Numerator | Denominator | CLEC Result | Standard Dev | |
| Jan-04 | | | | | |
| Feb-04 | | 5 | 5 | 100.00% | 0.00% |
| Mar-04 | | | | | |
| Apr-04 | | | | | |
| May-04 | | | | | |
| Jun-04 | | | | | |
| Jul-04 | 2 | 2 | 2 | 100.00% | 0.00% |
| Aug-04 | 2 | 2 | 2 | 100.00% | 0.00% |
| Sep-04 | | | | | |
| Oct-04 | 8 | 8 | 8 | 100.00% | 0.00% |
| Nov-04 | | | | | |
| Dec-04 | | | | | |



| Enhanced Extended Loops - DS1 Capable (Diagnostic) | | | | | |
|--|-----------|-------------|-------------|--------------|--------|
| Date | Numerator | Denominator | CLEC Result | Standard Dev | |
| Jan-04 | 50 | 50 | 50 | 100.00% | 0.00% |
| Feb-04 | 54 | 54 | 54 | 100.00% | 0.00% |
| Mar-04 | 73 | 73 | 73 | 100.00% | 0.00% |
| Apr-04 | 82 | 82 | 82 | 100.00% | 0.00% |
| May-04 | 68 | 68 | 68 | 100.00% | 0.00% |
| Jun-04 | 87 | 89 | 89 | 97.75% | 14.82% |
| Jul-04 | 53 | 54 | 54 | 98.15% | 13.48% |
| Aug-04 | 68 | 68 | 68 | 100.00% | 0.00% |
| Sep-04 | 108 | 108 | 108 | 100.00% | 0.00% |
| Oct-04 | 126 | 126 | 126 | 100.00% | 0.00% |
| Nov-04 | 87 | 87 | 87 | 100.00% | 0.00% |
| Dec-04 | | | | | |

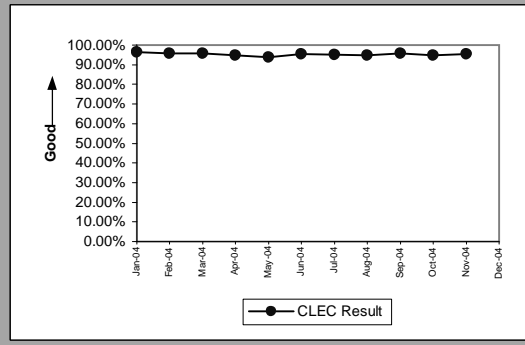


| Enhanced Extended Loops - DS3 Capable (Diagnostic) | | | | | |
|--|-----------|-------------|-------------|--------------|-------|
| Date | Numerator | Denominator | CLEC Result | Standard Dev | |
| Jan-04 | 1 | 1 | 1 | 100.00% | 0.00% |
| Feb-04 | | | | | |
| Mar-04 | | | | | |
| Apr-04 | 1 | 1 | 1 | 100.00% | 0.00% |
| May-04 | | | | | |
| Jun-04 | 1 | 1 | 1 | 100.00% | 0.00% |
| Jul-04 | 1 | 1 | 1 | 100.00% | 0.00% |
| Aug-04 | 1 | 1 | 1 | 100.00% | 0.00% |
| Sep-04 | 2 | 2 | 2 | 100.00% | 0.00% |
| Oct-04 | 1 | 1 | 1 | 100.00% | 0.00% |
| Nov-04 | 2 | 2 | 2 | 100.00% | 0.00% |
| Dec-04 | | | | | |

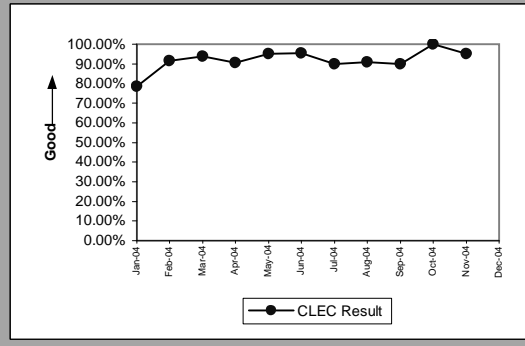


OP-5T - New Service Installation Quality Total (Percent)

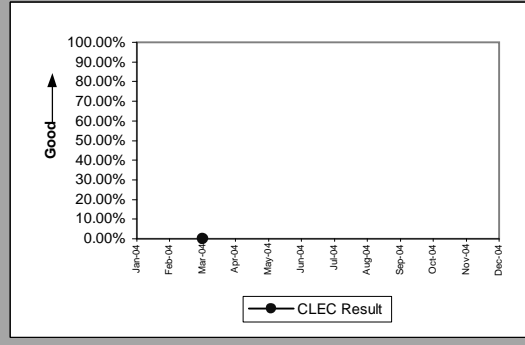
| Residence) (Diagnostic) | | | | | |
|-------------------------|-----------|-------------|-------------|--------------|--|
| Date | Numerator | Denominator | CLEC Result | Standard Dev | |
| Jan-04 | 1624 | 1682 | 96.55% | 18.25% | |
| Feb-04 | 1132 | 1182 | 95.77% | 20.13% | |
| Mar-04 | 1119 | 1167 | 95.89% | 19.86% | |
| Apr-04 | 948 | 1000 | 94.80% | 22.20% | |
| May-04 | 974 | 1037 | 93.92% | 23.89% | |
| Jun-04 | 959 | 1004 | 95.52% | 20.69% | |
| Jul-04 | 944 | 993 | 95.07% | 21.66% | |
| Aug-04 | 1063 | 1121 | 94.83% | 22.15% | |
| Sep-04 | 1351 | 1410 | 95.82% | 20.02% | |
| Oct-04 | 1895 | 1999 | 94.80% | 22.21% | |
| Nov-04 | 1716 | 1797 | 95.49% | 20.75% | |
| Dec-04 | | | | | |



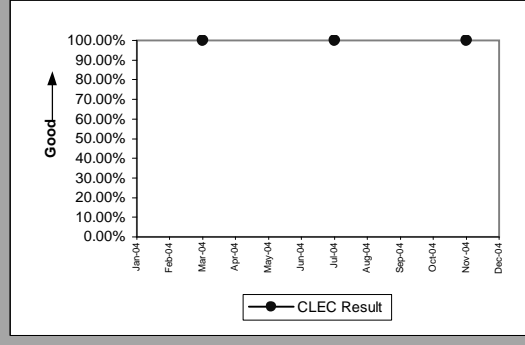
| Business) (Diagnostic) | | | | | |
|------------------------|-----------|-------------|-------------|--------------|--|
| Date | Numerator | Denominator | CLEC Result | Standard Dev | |
| Jan-04 | 11 | 14 | 78.57% | 41.03% | |
| Feb-04 | 11 | 12 | 91.67% | 27.64% | |
| Mar-04 | 31 | 33 | 93.94% | 23.86% | |
| Apr-04 | 19 | 21 | 90.48% | 29.35% | |
| May-04 | 20 | 21 | 95.24% | 21.30% | |
| Jun-04 | 41 | 43 | 95.35% | 21.06% | |
| Jul-04 | 18 | 20 | 90.00% | 30.00% | |
| Aug-04 | 20 | 22 | 90.91% | 28.75% | |
| Sep-04 | 9 | 10 | 90.00% | 30.00% | |
| Oct-04 | 8 | 8 | 100.00% | 0.00% | |
| Nov-04 | 19 | 20 | 95.00% | 21.79% | |
| Dec-04 | | | | | |



| Centrex 21) (Diagnostic) | | | | | |
|--------------------------|-----------|-------------|-------------|--------------|--|
| Date | Numerator | Denominator | CLEC Result | Standard Dev | |
| Jan-04 | | | | | |
| Feb-04 | | | | | |
| Mar-04 | 0 | 1 | 0.00% | 0.00% | |
| Apr-04 | | | | | |
| May-04 | | | | | |
| Jun-04 | | | | | |
| Jul-04 | | | | | |
| Aug-04 | | | | | |
| Sep-04 | | | | | |
| Oct-04 | | | | | |
| Nov-04 | | | | | |
| Dec-04 | | | | | |

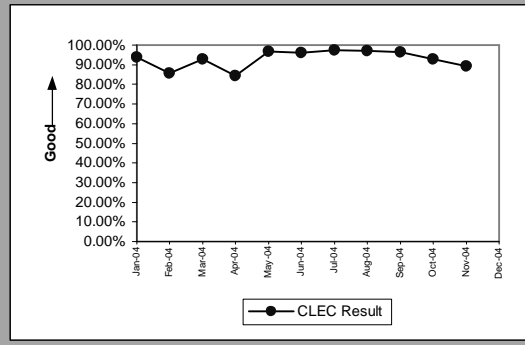


| PBX) (Diagnostic) | | | | | |
|-------------------|-----------|-------------|-------------|--------------|--|
| Date | Numerator | Denominator | CLEC Result | Standard Dev | |
| Jan-04 | | | | | |
| Feb-04 | | | | | |
| Mar-04 | 1 | 1 | 100.00% | 0.00% | |
| Apr-04 | | | | | |
| May-04 | | | | | |
| Jun-04 | | | | | |
| Jul-04 | 1 | 1 | 100.00% | 0.00% | |
| Aug-04 | | | | | |
| Sep-04 | | | | | |
| Oct-04 | | | | | |
| Nov-04 | 1 | 1 | 100.00% | 0.00% | |
| Dec-04 | | | | | |

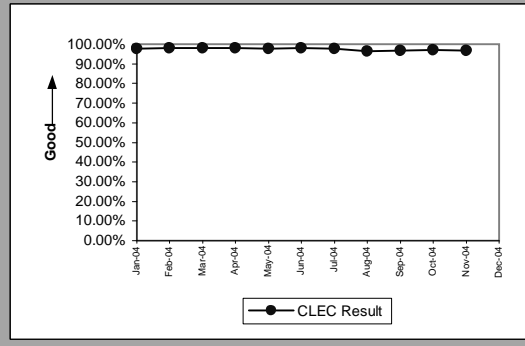


OP-5T - New Service Installation Quality Total (Percent)

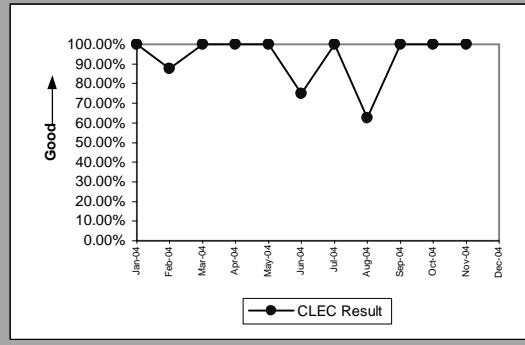
| Qwest DSL (Diagnostic) | | | | | |
|------------------------|-----------|-------------|-------------|--------------|--|
| Date | Numerator | Denominator | CLEC Result | Standard Dev | |
| Jan-04 | 30 | 32 | 93.75% | 24.21% | |
| Feb-04 | 30 | 35 | 85.71% | 34.99% | |
| Mar-04 | 38 | 41 | 92.68% | 26.04% | |
| Apr-04 | 38 | 45 | 84.44% | 36.24% | |
| May-04 | 124 | 128 | 96.88% | 17.40% | |
| Jun-04 | 204 | 212 | 96.23% | 19.06% | |
| Jul-04 | 75 | 77 | 97.40% | 15.91% | |
| Aug-04 | 96 | 99 | 96.97% | 17.14% | |
| Sep-04 | 53 | 55 | 96.36% | 18.72% | |
| Oct-04 | 65 | 70 | 92.86% | 25.75% | |
| Nov-04 | 49 | 55 | 89.09% | 31.18% | |
| Dec-04 | | | | | |



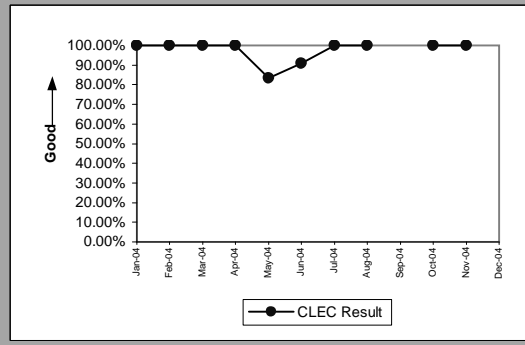
| UNE - P (POTS) (Diagnostic) | | | | | |
|-----------------------------|-----------|-------------|-------------|--------------|--|
| Date | Numerator | Denominator | CLEC Result | Standard Dev | |
| Jan-04 | 7531 | 7719 | 97.56% | 15.42% | |
| Feb-04 | 10201 | 10398 | 98.11% | 13.63% | |
| Mar-04 | 15995 | 16306 | 98.09% | 13.68% | |
| Apr-04 | 17218 | 17577 | 97.96% | 14.14% | |
| May-04 | 16145 | 16496 | 97.87% | 14.43% | |
| Jun-04 | 15563 | 15894 | 97.92% | 14.28% | |
| Jul-04 | 9826 | 10072 | 97.56% | 15.44% | |
| Aug-04 | 5962 | 6182 | 96.44% | 18.53% | |
| Sep-04 | 4623 | 4777 | 96.78% | 17.66% | |
| Oct-04 | 6197 | 6386 | 97.04% | 16.95% | |
| Nov-04 | 5655 | 5848 | 96.70% | 17.86% | |
| Dec-04 | | | | | |



| UNE P (Centrex) (Diagnostic) | | | | | |
|------------------------------|-----------|-------------|-------------|--------------|--|
| Date | Numerator | Denominator | CLEC Result | Standard Dev | |
| Jan-04 | 5 | 5 | 100.00% | 0.00% | |
| Feb-04 | 7 | 8 | 87.50% | 33.07% | |
| Mar-04 | 10 | 10 | 100.00% | 0.00% | |
| Apr-04 | 5 | 5 | 100.00% | 0.00% | |
| May-04 | 5 | 5 | 100.00% | 0.00% | |
| Jun-04 | 6 | 8 | 75.00% | 43.30% | |
| Jul-04 | 5 | 5 | 100.00% | 0.00% | |
| Aug-04 | 5 | 8 | 62.50% | 48.41% | |
| Sep-04 | 4 | 4 | 100.00% | 0.00% | |
| Oct-04 | 2 | 2 | 100.00% | 0.00% | |
| Nov-04 | 6 | 6 | 100.00% | 0.00% | |
| Dec-04 | | | | | |

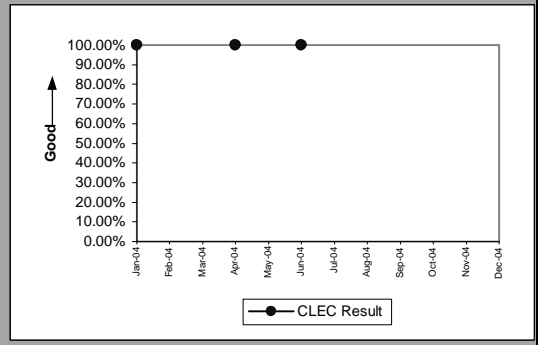


| UNE P (Centrex 21) (Diagnostic) | | | | | |
|---------------------------------|-----------|-------------|-------------|--------------|--|
| Date | Numerator | Denominator | CLEC Result | Standard Dev | |
| Jan-04 | 1 | 1 | 100.00% | 0.00% | |
| Feb-04 | 1 | 1 | 100.00% | 0.00% | |
| Mar-04 | 1 | 1 | 100.00% | 0.00% | |
| Apr-04 | 3 | 3 | 100.00% | 0.00% | |
| May-04 | 5 | 6 | 83.33% | 37.27% | |
| Jun-04 | 10 | 11 | 90.91% | 28.75% | |
| Jul-04 | 1 | 1 | 100.00% | 0.00% | |
| Aug-04 | 3 | 3 | 100.00% | 0.00% | |
| Sep-04 | | | | | |
| Oct-04 | 10 | 10 | 100.00% | 0.00% | |
| Nov-04 | 1 | 1 | 100.00% | 0.00% | |
| Dec-04 | | | | | |

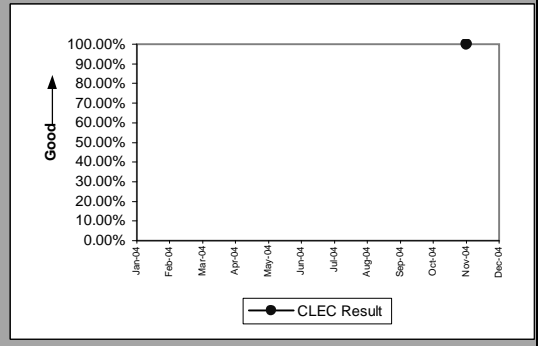


OP-5T - New Service Installation Quality Total (Percent)

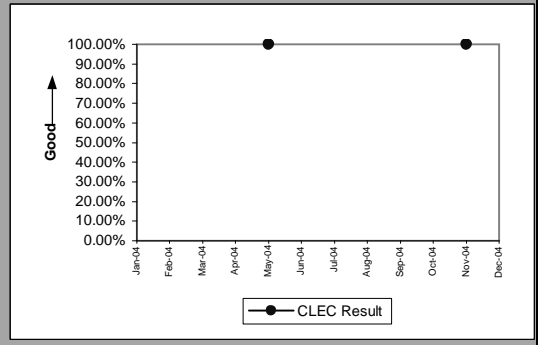
| ISDN Primary (Diagnostic) | | | | | |
|---------------------------|-----------|-------------|-------------|--------------|-------|
| Date | Numerator | Denominator | CLEC Result | Standard Dev | |
| Jan-04 | | 1 | 1 | 100.00% | 0.00% |
| Feb-04 | | | | | |
| Mar-04 | | | | | |
| Apr-04 | 3 | | 3 | 100.00% | 0.00% |
| May-04 | | | | | |
| Jun-04 | 2 | | 2 | 100.00% | 0.00% |
| Jul-04 | | | | | |
| Aug-04 | | | | | |
| Sep-04 | | | | | |
| Oct-04 | | | | | |
| Nov-04 | | | | | |
| Dec-04 | | | | | |



| DS0 (Diagnostic) | | | | | |
|------------------|-----------|-------------|-------------|--------------|-------|
| Date | Numerator | Denominator | CLEC Result | Standard Dev | |
| Jan-04 | | | | | |
| Feb-04 | | | | | |
| Mar-04 | | | | | |
| Apr-04 | | | | | |
| May-04 | | | | | |
| Jun-04 | | | | | |
| Jul-04 | | | | | |
| Aug-04 | | | | | |
| Sep-04 | | | | | |
| Oct-04 | | | | | |
| Nov-04 | 9 | | 9 | 100.00% | 0.00% |
| Dec-04 | | | | | |

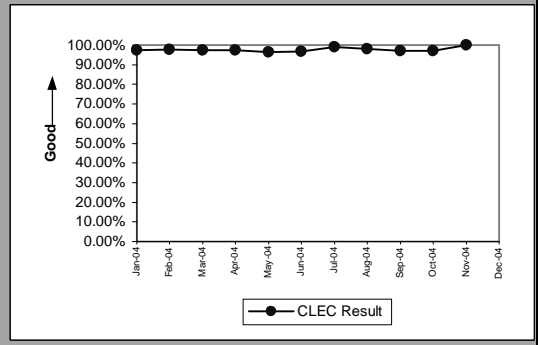


| DS1 (Diagnostic) | | | | | |
|------------------|-----------|-------------|-------------|--------------|-------|
| Date | Numerator | Denominator | CLEC Result | Standard Dev | |
| Jan-04 | | | | | |
| Feb-04 | | | | | |
| Mar-04 | | | | | |
| Apr-04 | | | | | |
| May-04 | 1 | | 1 | 100.00% | 0.00% |
| Jun-04 | | | | | |
| Jul-04 | | | | | |
| Aug-04 | | | | | |
| Sep-04 | | | | | |
| Oct-04 | | | | | |
| Nov-04 | 1 | | 1 | 100.00% | 0.00% |
| Dec-04 | | | | | |

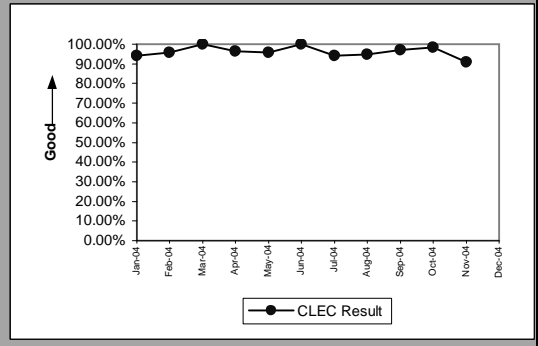


OP-5T - New Service Installation Quality Total (Percent)

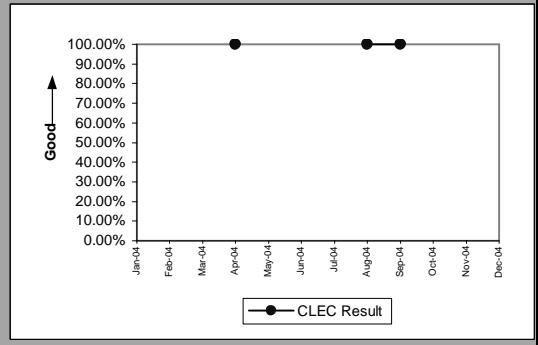
| Line Sharing) (Diagnostic) | | | | | |
|----------------------------|-----------|-------------|-------------|--------------|--|
| Date | Numerator | Denominator | CLEC Result | Standard Dev | |
| Jan-04 | 711 | 731 | 97.26% | 16.31% | |
| Feb-04 | 510 | 522 | 97.70% | 14.99% | |
| Mar-04 | 468 | 480 | 97.50% | 15.61% | |
| Apr-04 | 399 | 409 | 97.56% | 15.44% | |
| May-04 | 393 | 407 | 96.56% | 18.22% | |
| Jun-04 | 465 | 480 | 96.88% | 17.40% | |
| Jul-04 | 391 | 395 | 98.99% | 10.01% | |
| Aug-04 | 493 | 502 | 98.21% | 13.27% | |
| Sep-04 | 524 | 540 | 97.04% | 16.96% | |
| Oct-04 | 101 | 104 | 97.12% | 16.74% | |
| Nov-04 | 13 | 13 | 100.00% | 0.00% | |
| Dec-04 | | | | | |



| Line Splitting) (Diagnostic) | | | | | |
|------------------------------|-----------|-------------|-------------|--------------|--|
| Date | Numerator | Denominator | CLEC Result | Standard Dev | |
| Jan-04 | 99 | 105 | 94.29% | 23.21% | |
| Feb-04 | 47 | 49 | 95.92% | 19.79% | |
| Mar-04 | 48 | 48 | 100.00% | 0.00% | |
| Apr-04 | 28 | 29 | 96.55% | 18.25% | |
| May-04 | 23 | 24 | 95.83% | 19.98% | |
| Jun-04 | 35 | 35 | 100.00% | 0.00% | |
| Jul-04 | 63 | 67 | 94.03% | 23.69% | |
| Aug-04 | 56 | 59 | 94.92% | 21.97% | |
| Sep-04 | 63 | 65 | 96.92% | 17.27% | |
| Oct-04 | 55 | 56 | 98.21% | 13.24% | |
| Nov-04 | 59 | 65 | 90.77% | 28.95% | |
| Dec-04 | | | | | |

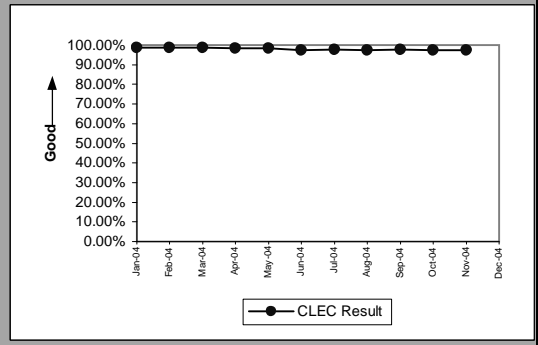


| Sub-Loop Unbundling) (Diagnostic) | | | | | |
|-----------------------------------|-----------|-------------|-------------|--------------|--|
| Date | Numerator | Denominator | CLEC Result | Standard Dev | |
| Jan-04 | | | | | |
| Feb-04 | | | | | |
| Mar-04 | | | | | |
| Apr-04 | 1 | 1 | 100.00% | 0.00% | |
| May-04 | | | | | |
| Jun-04 | | | | | |
| Jul-04 | | | | | |
| Aug-04 | 2 | 2 | 100.00% | 0.00% | |
| Sep-04 | 1 | 1 | 100.00% | 0.00% | |
| Oct-04 | | | | | |
| Nov-04 | | | | | |
| Dec-04 | | | | | |

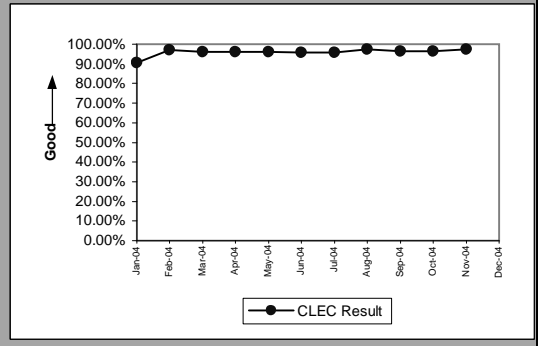


OP-5T - New Service Installation Quality Total (Percent)

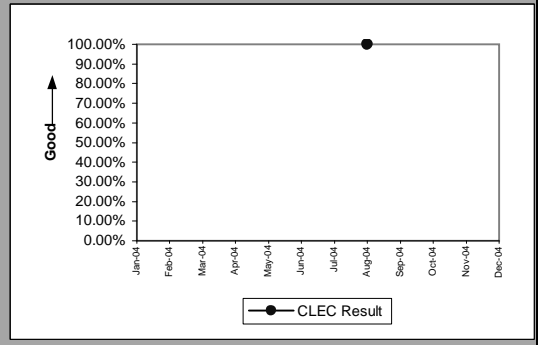
| Unbundled Loop Analog (Diagnostic) | | | | | |
|------------------------------------|-----------|-------------|-------------|--------------|--|
| Date | Numerator | Denominator | CLEC Result | Standard Dev | |
| Jan-04 | 1130 | 1146 | 98.60% | 11.73% | |
| Feb-04 | 1095 | 1109 | 98.74% | 11.16% | |
| Mar-04 | 1299 | 1317 | 98.63% | 11.61% | |
| Apr-04 | 1317 | 1341 | 98.21% | 13.26% | |
| May-04 | 1272 | 1294 | 98.30% | 12.93% | |
| Jun-04 | 1299 | 1332 | 97.52% | 15.54% | |
| Jul-04 | 1500 | 1533 | 97.85% | 14.51% | |
| Aug-04 | 1360 | 1398 | 97.28% | 16.26% | |
| Sep-04 | 1304 | 1336 | 97.60% | 15.29% | |
| Oct-04 | 1360 | 1398 | 97.28% | 16.26% | |
| Nov-04 | 1296 | 1330 | 97.44% | 15.78% | |
| Dec-04 | | | | | |



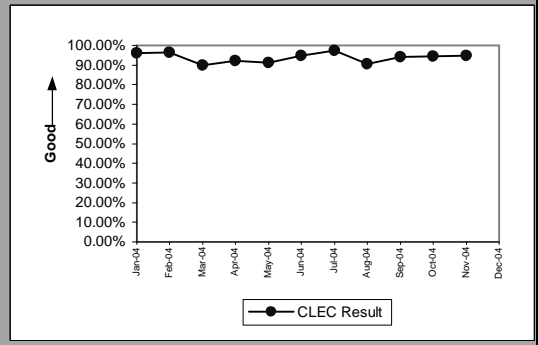
| Unbundled Loop - 2 Wire Non-Loaded (Diagnostic) | | | | | |
|---|-----------|-------------|-------------|--------------|--|
| Date | Numerator | Denominator | CLEC Result | Standard Dev | |
| Jan-04 | 164 | 181 | 90.61% | 29.17% | |
| Feb-04 | 172 | 177 | 97.18% | 16.57% | |
| Mar-04 | 200 | 208 | 96.15% | 19.23% | |
| Apr-04 | 151 | 157 | 96.18% | 19.17% | |
| May-04 | 154 | 160 | 96.25% | 19.00% | |
| Jun-04 | 155 | 162 | 95.68% | 20.33% | |
| Jul-04 | 247 | 258 | 95.74% | 20.20% | |
| Aug-04 | 320 | 329 | 97.26% | 16.31% | |
| Sep-04 | 394 | 408 | 96.57% | 18.20% | |
| Oct-04 | 428 | 444 | 96.40% | 18.64% | |
| Nov-04 | 430 | 441 | 97.51% | 15.60% | |
| Dec-04 | | | | | |



| Unbundled Loop - 4 Wire Non-Loaded (Diagnostic) | | | | | |
|---|-----------|-------------|-------------|--------------|--|
| Date | Numerator | Denominator | CLEC Result | Standard Dev | |
| Jan-04 | | | | | |
| Feb-04 | | | | | |
| Mar-04 | | | | | |
| Apr-04 | | | | | |
| May-04 | | | | | |
| Jun-04 | | | | | |
| Jul-04 | | | | | |
| Aug-04 | 1 | 1 | 100.00% | 0.00% | |
| Sep-04 | | | | | |
| Oct-04 | | | | | |
| Nov-04 | | | | | |
| Dec-04 | | | | | |

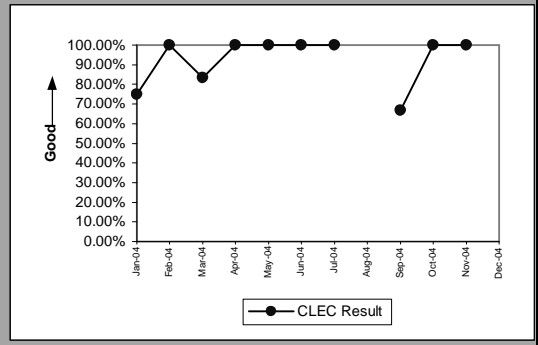


| Unbundled Loop - DS1 Capable (Diagnostic) | | | | | |
|---|-----------|-------------|-------------|--------------|--|
| Date | Numerator | Denominator | CLEC Result | Standard Dev | |
| Jan-04 | 147 | 153 | 96.08% | 19.41% | |
| Feb-04 | 109 | 113 | 96.46% | 18.48% | |
| Mar-04 | 153 | 170 | 90.00% | 30.00% | |
| Apr-04 | 116 | 126 | 92.06% | 27.03% | |
| May-04 | 114 | 125 | 91.20% | 28.33% | |
| Jun-04 | 128 | 135 | 94.81% | 22.17% | |
| Jul-04 | 148 | 152 | 97.37% | 16.01% | |
| Aug-04 | 146 | 161 | 90.68% | 29.07% | |
| Sep-04 | 146 | 155 | 94.19% | 23.39% | |
| Oct-04 | 137 | 145 | 94.48% | 22.83% | |
| Nov-04 | 146 | 154 | 94.81% | 22.19% | |
| Dec-04 | | | | | |

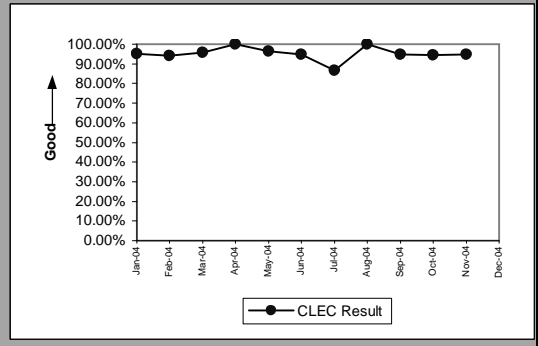


OP-5T - New Service Installation Quality Total (Percent)

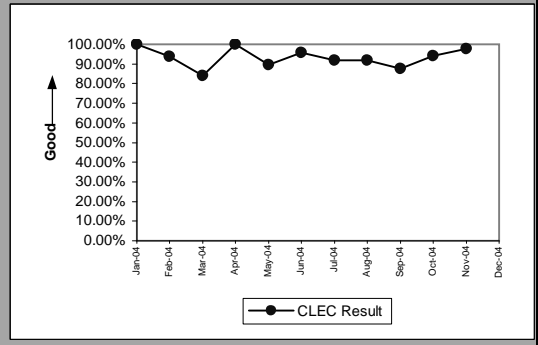
| Unbundled Loop - XDSL (Diagnostic) | | | | | |
|------------------------------------|-----------|-------------|-------------|--------------|--------|
| Date | Numerator | Denominator | CLEC Result | Standard Dev | |
| Jan-04 | | 3 | 4 | 75.00% | 43.30% |
| Feb-04 | | 4 | 4 | 100.00% | 0.00% |
| Mar-04 | | 5 | 6 | 83.33% | 37.27% |
| Apr-04 | | 5 | 5 | 100.00% | 0.00% |
| May-04 | | 12 | 12 | 100.00% | 0.00% |
| Jun-04 | | 5 | 5 | 100.00% | 0.00% |
| Jul-04 | | 5 | 5 | 100.00% | 0.00% |
| Aug-04 | | | | | |
| Sep-04 | | 4 | 6 | 66.67% | 47.14% |
| Oct-04 | | 10 | 10 | 100.00% | 0.00% |
| Nov-04 | | 4 | 4 | 100.00% | 0.00% |
| Dec-04 | | | | | |



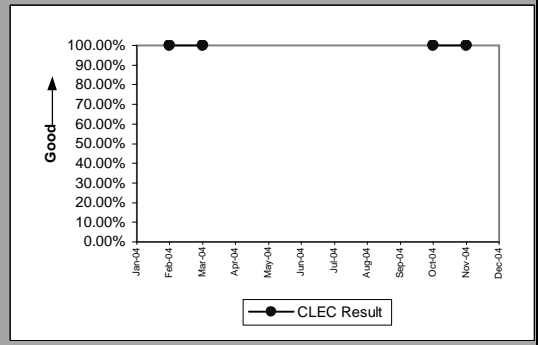
| Unbundled Loop ISDN Capable (Diagnostic) | | | | | |
|--|-----------|-------------|-------------|--------------|--------|
| Date | Numerator | Denominator | CLEC Result | Standard Dev | |
| Jan-04 | | 58 | 61 | 95.08% | 21.62% |
| Feb-04 | | 49 | 52 | 94.23% | 23.32% |
| Mar-04 | | 47 | 49 | 95.92% | 19.79% |
| Apr-04 | | 40 | 40 | 100.00% | 0.00% |
| May-04 | | 54 | 56 | 96.43% | 18.56% |
| Jun-04 | | 55 | 58 | 94.83% | 22.15% |
| Jul-04 | | 32 | 37 | 86.49% | 34.19% |
| Aug-04 | | 46 | 46 | 100.00% | 0.00% |
| Sep-04 | | 55 | 58 | 94.83% | 22.15% |
| Oct-04 | | 51 | 54 | 94.44% | 22.91% |
| Nov-04 | | 56 | 59 | 94.92% | 21.97% |
| Dec-04 | | | | | |



| Unbundled Loop - ADSL Qualified (Diagnostic) | | | | | |
|--|-----------|-------------|-------------|--------------|--------|
| Date | Numerator | Denominator | CLEC Result | Standard Dev | |
| Jan-04 | | 19 | 19 | 100.00% | 0.00% |
| Feb-04 | | 15 | 16 | 93.75% | 24.21% |
| Mar-04 | | 21 | 25 | 84.00% | 36.66% |
| Apr-04 | | 25 | 25 | 100.00% | 0.00% |
| May-04 | | 26 | 29 | 89.66% | 30.45% |
| Jun-04 | | 22 | 23 | 95.65% | 20.39% |
| Jul-04 | | 23 | 25 | 92.00% | 27.13% |
| Aug-04 | | 23 | 25 | 92.00% | 27.13% |
| Sep-04 | | 35 | 40 | 87.50% | 33.07% |
| Oct-04 | | 48 | 51 | 94.12% | 23.53% |
| Nov-04 | | 40 | 41 | 97.56% | 15.43% |
| Dec-04 | | | | | |

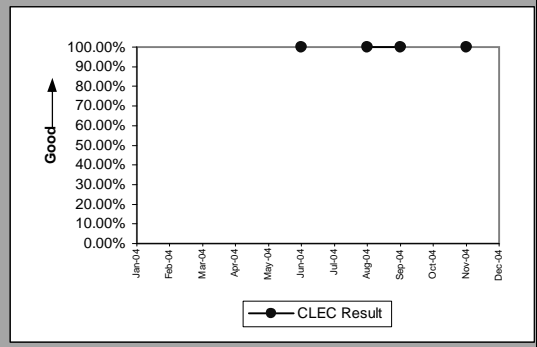


| Unbundled Loop - DS3 Capable (Diagnostic) | | | | | |
|---|-----------|-------------|-------------|--------------|-------|
| Date | Numerator | Denominator | CLEC Result | Standard Dev | |
| Jan-04 | | | | | |
| Feb-04 | | 5 | 5 | 100.00% | 0.00% |
| Mar-04 | | 7 | 7 | 100.00% | 0.00% |
| Apr-04 | | | | | |
| May-04 | | | | | |
| Jun-04 | | | | | |
| Jul-04 | | | | | |
| Aug-04 | | | | | |
| Sep-04 | | | | | |
| Oct-04 | | 1 | 1 | 100.00% | 0.00% |
| Nov-04 | | 1 | 1 | 100.00% | 0.00% |
| Dec-04 | | | | | |



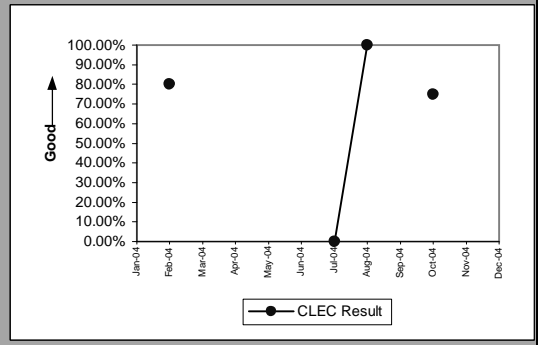
OP-5T - New Service Installation Quality Total (Percent)

| Dark Fiber - Loop (Diagnostic) | | | | |
|--------------------------------|-----------|-------------|-------------|--------------|
| Date | Numerator | Denominator | CLEC Result | Standard Dev |
| Jan-04 | | | | |
| Feb-04 | | | | |
| Mar-04 | | | | |
| Apr-04 | | | | |
| May-04 | | | | |
| Jun-04 | 1 | 1 | 100.00% | 0.00% |
| Jul-04 | | | | |
| Aug-04 | 2 | 2 | 100.00% | 0.00% |
| Sep-04 | 1 | 1 | 100.00% | 0.00% |
| Oct-04 | | | | |
| Nov-04 | 3 | 3 | 100.00% | 0.00% |
| Dec-04 | | | | |

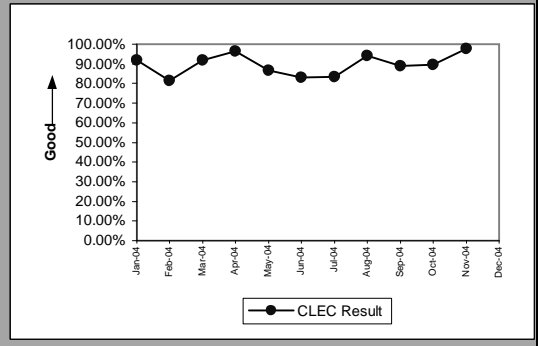


OP-5T - New Service Installation Quality Total (Percent)

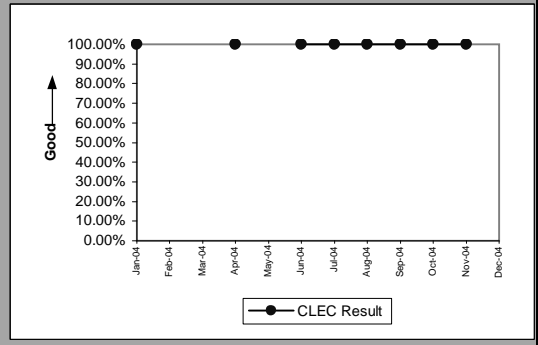
| Enhanced Extended Loops - DS0 Capable (Diagnostic) | | | | | |
|--|-----------|-------------|-------------|--------------|--------|
| Date | Numerator | Denominator | CLEC Result | Standard Dev | |
| Jan-04 | | | | | |
| Feb-04 | | 4 | 5 | 80.00% | 40.00% |
| Mar-04 | | | | | |
| Apr-04 | | | | | |
| May-04 | | | | | |
| Jun-04 | | | | | |
| Jul-04 | 0 | 2 | 0.00% | 0.00% | |
| Aug-04 | 2 | 2 | 100.00% | 0.00% | |
| Sep-04 | | | | | |
| Oct-04 | 6 | 8 | 75.00% | 43.30% | |
| Nov-04 | | | | | |
| Dec-04 | | | | | |



| Enhanced Extended Loops - DS1 Capable (Diagnostic) | | | | |
|--|-----------|-------------|-------------|--------------|
| Date | Numerator | Denominator | CLEC Result | Standard Dev |
| Jan-04 | 46 | 50 | 92.00% | 27.13% |
| Feb-04 | 44 | 54 | 81.48% | 38.84% |
| Mar-04 | 67 | 73 | 91.78% | 27.47% |
| Apr-04 | 79 | 82 | 96.34% | 18.77% |
| May-04 | 59 | 68 | 86.76% | 33.89% |
| Jun-04 | 74 | 89 | 83.15% | 37.43% |
| Jul-04 | 45 | 54 | 83.33% | 37.27% |
| Aug-04 | 64 | 68 | 94.12% | 23.53% |
| Sep-04 | 96 | 108 | 88.89% | 31.43% |
| Oct-04 | 113 | 126 | 89.68% | 30.42% |
| Nov-04 | 85 | 87 | 97.70% | 14.99% |
| Dec-04 | | | | |

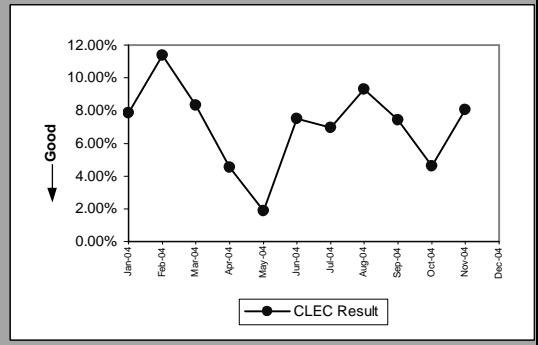


| Enhanced Extended Loops - DS3 Capable (Diagnostic) | | | | |
|--|-----------|-------------|-------------|--------------|
| Date | Numerator | Denominator | CLEC Result | Standard Dev |
| Jan-04 | 1 | 1 | 100.00% | 0.00% |
| Feb-04 | | | | |
| Mar-04 | | | | |
| Apr-04 | 1 | 1 | 100.00% | 0.00% |
| May-04 | | | | |
| Jun-04 | 1 | 1 | 100.00% | 0.00% |
| Jul-04 | 1 | 1 | 100.00% | 0.00% |
| Aug-04 | 1 | 1 | 100.00% | 0.00% |
| Sep-04 | 2 | 2 | 100.00% | 0.00% |
| Oct-04 | 1 | 1 | 100.00% | 0.00% |
| Nov-04 | 2 | 2 | 100.00% | 0.00% |
| Dec-04 | | | | |

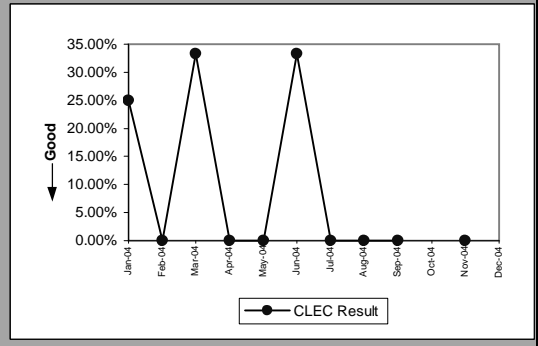


OP-5R - New Service Quality Multiple Report Rate (Percent)

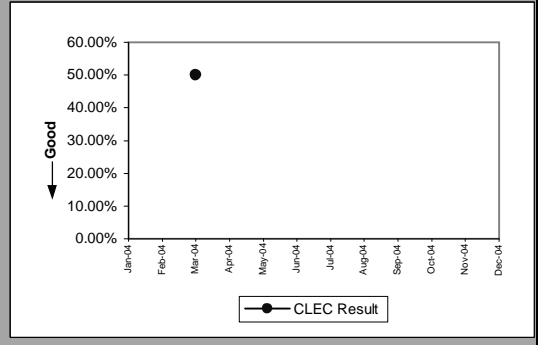
| Residence) (Diagnostic) | | | | | |
|-------------------------|-----------|-------------|-------------|--------------|--|
| Date | Numerator | Denominator | CLEC Result | Standard Dev | |
| Jan-04 | 4 | 51 | 7.84% | 26.88% | |
| Feb-04 | 5 | 44 | 11.36% | 31.74% | |
| Mar-04 | 4 | 48 | 8.33% | 27.64% | |
| Apr-04 | 2 | 44 | 4.55% | 20.83% | |
| May-04 | 1 | 53 | 1.89% | 13.61% | |
| Jun-04 | 3 | 40 | 7.50% | 26.34% | |
| Jul-04 | 3 | 43 | 6.98% | 25.48% | |
| Aug-04 | 4 | 43 | 9.30% | 29.05% | |
| Sep-04 | 4 | 54 | 7.41% | 26.19% | |
| Oct-04 | 4 | 87 | 4.60% | 20.94% | |
| Nov-04 | 5 | 62 | 8.06% | 27.23% | |
| Dec-04 | | | | | |



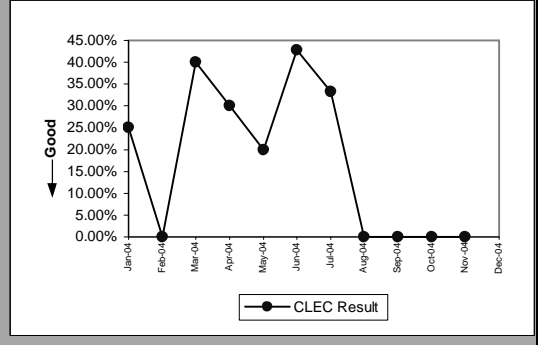
| Business) (Diagnostic) | | | | | |
|------------------------|-----------|-------------|-------------|--------------|--|
| Date | Numerator | Denominator | CLEC Result | Standard Dev | |
| Jan-04 | 1 | 4 | 25.00% | 43.30% | |
| Feb-04 | 0 | 1 | 0.00% | 0.00% | |
| Mar-04 | 1 | 3 | 33.33% | 47.14% | |
| Apr-04 | 0 | 2 | 0.00% | 0.00% | |
| May-04 | 0 | 1 | 0.00% | 0.00% | |
| Jun-04 | 1 | 3 | 33.33% | 47.14% | |
| Jul-04 | 0 | 2 | 0.00% | 0.00% | |
| Aug-04 | 0 | 2 | 0.00% | 0.00% | |
| Sep-04 | 0 | 1 | 0.00% | 0.00% | |
| Oct-04 | 0 | | 0.00% | 0.00% | |
| Nov-04 | 0 | 2 | 0.00% | 0.00% | |
| Dec-04 | | | | | |



| Centrex 21) (Diagnostic) | | | | | |
|--------------------------|-----------|-------------|-------------|--------------|--|
| Date | Numerator | Denominator | CLEC Result | Standard Dev | |
| Jan-04 | | | | | |
| Feb-04 | | | | | |
| Mar-04 | 1 | 2 | 50.00% | 50.00% | |
| Apr-04 | | | | | |
| May-04 | | | | | |
| Jun-04 | | | | | |
| Jul-04 | | | | | |
| Aug-04 | | | | | |
| Sep-04 | | | | | |
| Oct-04 | | | | | |
| Nov-04 | | | | | |
| Dec-04 | | | | | |

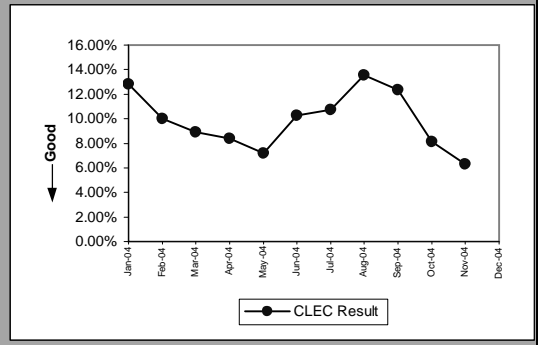


| Qwest DSL) (Diagnostic) | | | | | |
|-------------------------|-----------|-------------|-------------|--------------|--|
| Date | Numerator | Denominator | CLEC Result | Standard Dev | |
| Jan-04 | 1 | 4 | 25.00% | 43.30% | |
| Feb-04 | 0 | 6 | 0.00% | 0.00% | |
| Mar-04 | 2 | 5 | 40.00% | 48.99% | |
| Apr-04 | 3 | 10 | 30.00% | 45.83% | |
| May-04 | 1 | 5 | 20.00% | 40.00% | |
| Jun-04 | 6 | 14 | 42.86% | 49.49% | |
| Jul-04 | 1 | 3 | 33.33% | 47.14% | |
| Aug-04 | 0 | 3 | 0.00% | 0.00% | |
| Sep-04 | 0 | 2 | 0.00% | 0.00% | |
| Oct-04 | 0 | 5 | 0.00% | 0.00% | |
| Nov-04 | 0 | 6 | 0.00% | 0.00% | |
| Dec-04 | | | | | |

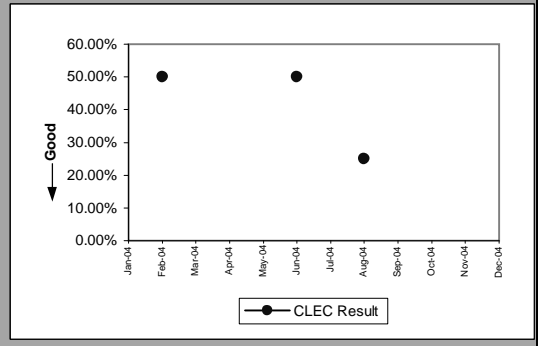


OP-5R - New Service Quality Multiple Report Rate (Percent)

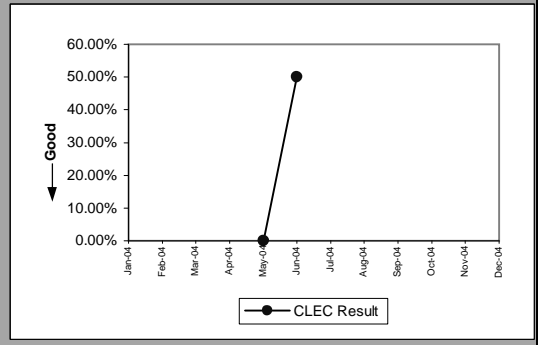
| UNE - P (POTS) (Diagnostic) | | | | | |
|-----------------------------|-----------|-------------|-------------|--------------|--|
| Date | Numerator | Denominator | CLEC Result | Standard Dev | |
| Jan-04 | 29 | 226 | 12.83% | 33.44% | |
| Feb-04 | 23 | 230 | 10.00% | 30.00% | |
| Mar-04 | 31 | 347 | 8.93% | 28.52% | |
| Apr-04 | 34 | 406 | 8.37% | 27.70% | |
| May-04 | 28 | 388 | 7.22% | 25.88% | |
| Jun-04 | 39 | 379 | 10.29% | 30.38% | |
| Jul-04 | 30 | 279 | 10.75% | 30.98% | |
| Aug-04 | 36 | 266 | 13.53% | 34.21% | |
| Sep-04 | 22 | 178 | 12.36% | 32.91% | |
| Oct-04 | 17 | 209 | 8.13% | 27.34% | |
| Nov-04 | 13 | 206 | 6.31% | 24.32% | |
| Dec-04 | | | | | |



| UNE P (Centrex) (Diagnostic) | | | | |
|------------------------------|-----------|-------------|-------------|--------------|
| Date | Numerator | Denominator | CLEC Result | Standard Dev |
| Jan-04 | | | | |
| Feb-04 | 1 | 2 | 50.00% | 50.00% |
| Mar-04 | | | | |
| Apr-04 | | | | |
| May-04 | | | | |
| Jun-04 | 2 | 4 | 50.00% | 50.00% |
| Jul-04 | | | | |
| Aug-04 | 1 | 4 | 25.00% | 43.30% |
| Sep-04 | | | | |
| Oct-04 | | | | |
| Nov-04 | | | | |
| Dec-04 | | | | |

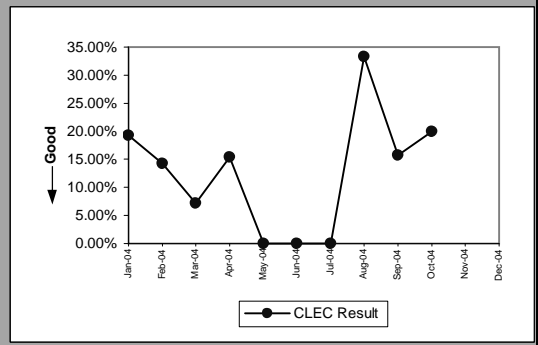


| UNE P (Centrex 21) (Diagnostic) | | | | |
|---------------------------------|-----------|-------------|-------------|--------------|
| Date | Numerator | Denominator | CLEC Result | Standard Dev |
| Jan-04 | | | | |
| Feb-04 | | | | |
| Mar-04 | | | | |
| Apr-04 | | | | |
| May-04 | 0 | 2 | 0.00% | 0.00% |
| Jun-04 | 1 | 2 | 50.00% | 50.00% |
| Jul-04 | | | | |
| Aug-04 | | | | |
| Sep-04 | | | | |
| Oct-04 | | | | |
| Nov-04 | | | | |
| Dec-04 | | | | |

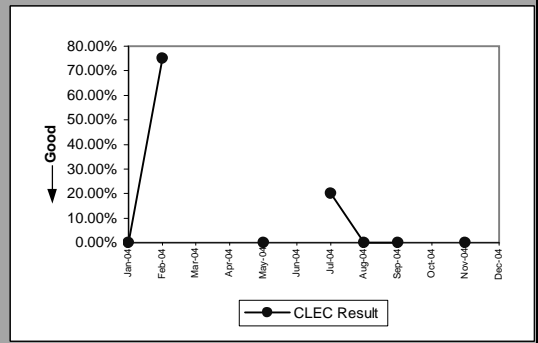


OP-5R - New Service Quality Multiple Report Rate (Percent)

| Line Sharing) (Diagnostic) | | | | | |
|----------------------------|-----------|-------------|-------------|--------------|--|
| Date | Numerator | Denominator | CLEC Result | Standard Dev | |
| Jan-04 | 5 | 26 | 19.23% | 39.41% | |
| Feb-04 | 2 | 14 | 14.29% | 34.99% | |
| Mar-04 | 1 | 14 | 7.14% | 25.75% | |
| Apr-04 | 2 | 13 | 15.38% | 36.08% | |
| May-04 | 0 | 14 | 0.00% | 0.00% | |
| Jun-04 | 0 | 15 | 0.00% | 0.00% | |
| Jul-04 | 0 | 5 | 0.00% | 0.00% | |
| Aug-04 | 5 | 15 | 33.33% | 47.14% | |
| Sep-04 | 3 | 19 | 15.79% | 36.46% | |
| Oct-04 | 1 | 5 | 20.00% | 40.00% | |
| Nov-04 | | | | | |
| Dec-04 | | | | | |

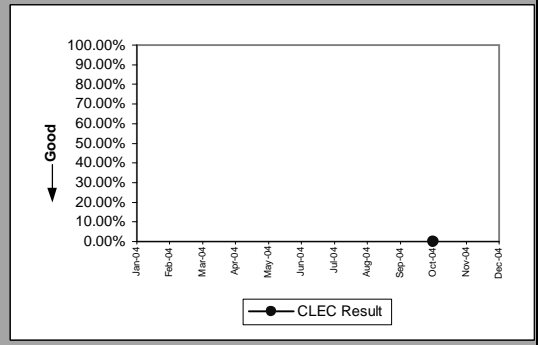


| Line Splitting) (Diagnostic) | | | | | |
|------------------------------|-----------|-------------|-------------|--------------|--|
| Date | Numerator | Denominator | CLEC Result | Standard Dev | |
| Jan-04 | 0 | 6 | 0.00% | 0.00% | |
| Feb-04 | 3 | 4 | 75.00% | 43.30% | |
| Mar-04 | | | | | |
| Apr-04 | | | | | |
| May-04 | 0 | 1 | 0.00% | 0.00% | |
| Jun-04 | | | | | |
| Jul-04 | 1 | 5 | 20.00% | 40.00% | |
| Aug-04 | 0 | 1 | 0.00% | 0.00% | |
| Sep-04 | 0 | 2 | 0.00% | 0.00% | |
| Oct-04 | | | | | |
| Nov-04 | 0 | 6 | 0.00% | 0.00% | |
| Dec-04 | | | | | |

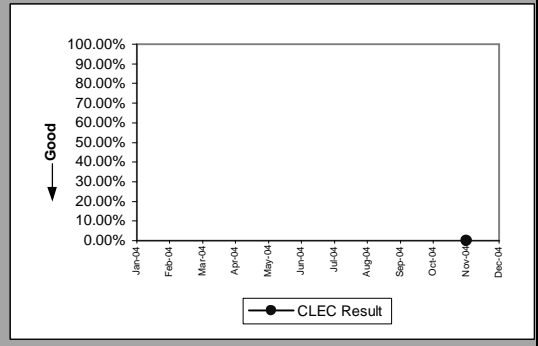


OP-5R - New Service Quality Multiple Report Rate (Percent)

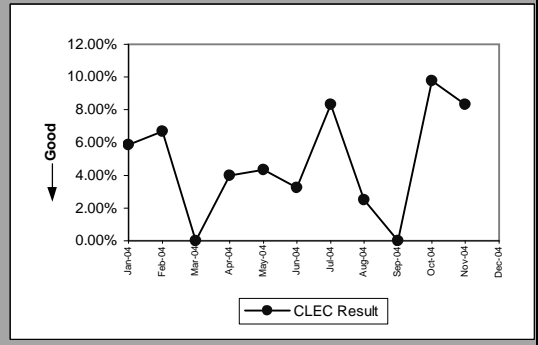
| UDIT DS1) (Diagnostic) | | | | |
|------------------------|-----------|-------------|-------------|--------------|
| Date | Numerator | Denominator | CLEC Result | Standard Dev |
| Jan-04 | | | | |
| Feb-04 | | | | |
| Mar-04 | | | | |
| Apr-04 | | | | |
| May-04 | | | | |
| Jun-04 | | | | |
| Jul-04 | | | | |
| Aug-04 | | | | |
| Sep-04 | | | | |
| Oct-04 | 0 | 1 | 0.00% | 0.00% |
| Nov-04 | | | | |
| Dec-04 | | | | |



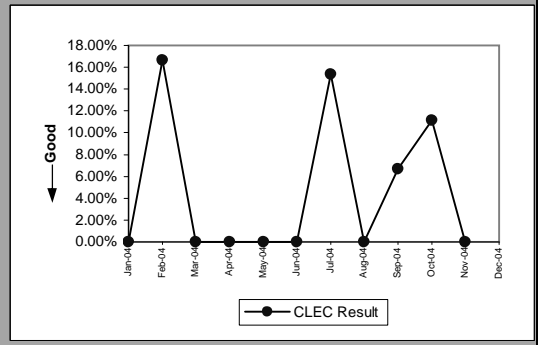
| UDIT Above DS1 Level) (Diagnostic) | | | | |
|------------------------------------|-----------|-------------|-------------|--------------|
| Date | Numerator | Denominator | CLEC Result | Standard Dev |
| Jan-04 | | | | |
| Feb-04 | | | | |
| Mar-04 | | | | |
| Apr-04 | | | | |
| May-04 | | | | |
| Jun-04 | | | | |
| Jul-04 | | | | |
| Aug-04 | | | | |
| Sep-04 | | | | |
| Oct-04 | | | | |
| Nov-04 | 0 | 1 | 0.00% | 0.00% |
| Dec-04 | | | | |



| Unbundled Loop Analog) (Diagnostic) | | | | | |
|-------------------------------------|-----------|-------------|-------------|--------------|--------------|
| Date | Numerator | Denominator | CLEC Result | Standard Dev | Standard Dev |
| Jan-04 | 1 | 17 | 5.88% | | 23.53% |
| Feb-04 | 1 | 15 | 6.67% | | 24.94% |
| Mar-04 | 0 | 19 | 0.00% | | 0.00% |
| Apr-04 | 1 | 25 | 4.00% | | 19.60% |
| May-04 | 1 | 23 | 4.35% | | 20.39% |
| Jun-04 | 1 | 31 | 3.23% | | 17.67% |
| Jul-04 | 3 | 36 | 8.33% | | 27.64% |
| Aug-04 | 1 | 40 | 2.50% | | 15.61% |
| Sep-04 | 0 | 32 | 0.00% | | 0.00% |
| Oct-04 | 4 | 41 | 9.76% | | 29.67% |
| Nov-04 | 3 | 36 | 8.33% | | 27.64% |
| Dec-04 | | | | | |

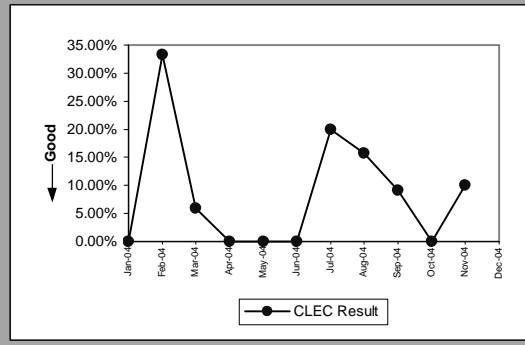


| Unbundled Loop - 2 Wire Non-Loaded) (Diagnostic) | | | | | |
|--|-----------|-------------|-------------|--------------|--------------|
| Date | Numerator | Denominator | CLEC Result | Standard Dev | Standard Dev |
| Jan-04 | 0 | 17 | 0.00% | | 0.00% |
| Feb-04 | 1 | 6 | 16.67% | | 37.27% |
| Mar-04 | 0 | 8 | 0.00% | | 0.00% |
| Apr-04 | 0 | 6 | 0.00% | | 0.00% |
| May-04 | 0 | 6 | 0.00% | | 0.00% |
| Jun-04 | 0 | 7 | 0.00% | | 0.00% |
| Jul-04 | 2 | 13 | 15.38% | | 36.08% |
| Aug-04 | 0 | 9 | 0.00% | | 0.00% |
| Sep-04 | 1 | 15 | 6.67% | | 24.94% |
| Oct-04 | 2 | 18 | 11.11% | | 31.43% |
| Nov-04 | 0 | 11 | 0.00% | | 0.00% |
| Dec-04 | | | | | |

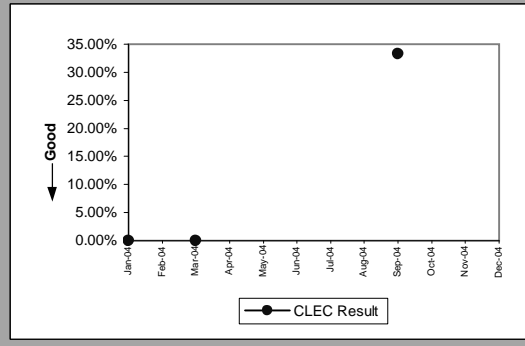


OP-5R - New Service Quality Multiple Report Rate (Percent)

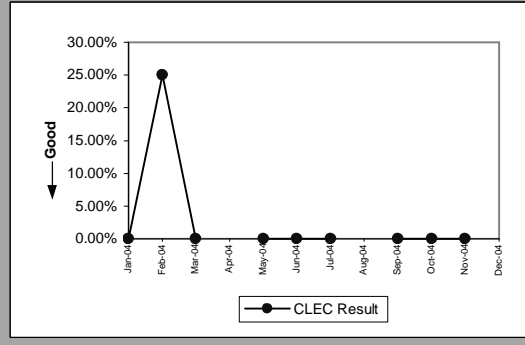
| Unbundled Loop - DS1 Capable) (Diagnostic) | | | | | |
|--|-----------|-------------|-------------|--------------|--|
| Date | Numerator | Denominator | CLEC Result | Standard Dev | |
| Jan-04 | 0 | 6 | 0.00% | 0.00% | |
| Feb-04 | 2 | 6 | 33.33% | 47.14% | |
| Mar-04 | 1 | 17 | 5.88% | 23.53% | |
| Apr-04 | 0 | 10 | 0.00% | 0.00% | |
| May-04 | 0 | 11 | 0.00% | 0.00% | |
| Jun-04 | 0 | 7 | 0.00% | 0.00% | |
| Jul-04 | 1 | 5 | 20.00% | 40.00% | |
| Aug-04 | 3 | 19 | 15.79% | 36.46% | |
| Sep-04 | 1 | 11 | 9.09% | 28.75% | |
| Oct-04 | 0 | 8 | 0.00% | 0.00% | |
| Nov-04 | 1 | 10 | 10.00% | 30.00% | |
| Dec-04 | | | | | |



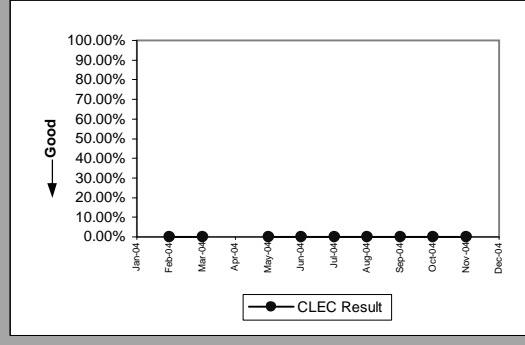
| Unbundled Loop - XDSL) (Diagnostic) | | | | | |
|-------------------------------------|-----------|-------------|-------------|--------------|--|
| Date | Numerator | Denominator | CLEC Result | Standard Dev | |
| Jan-04 | 0 | 1 | 0.00% | 0.00% | |
| Feb-04 | | | | | |
| Mar-04 | 0 | 1 | 0.00% | 0.00% | |
| Apr-04 | | | | | |
| May-04 | | | | | |
| Jun-04 | | | | | |
| Jul-04 | | | | | |
| Aug-04 | | | | | |
| Sep-04 | 1 | 3 | 33.33% | 47.14% | |
| Oct-04 | | | | | |
| Nov-04 | | | | | |
| Dec-04 | | | | | |



| Unbundled Loop ISDN Capable) (Diagnostic) | | | | | |
|---|-----------|-------------|-------------|--------------|--|
| Date | Numerator | Denominator | CLEC Result | Standard Dev | |
| Jan-04 | 0 | 3 | 0.00% | 0.00% | |
| Feb-04 | 1 | 4 | 25.00% | 43.30% | |
| Mar-04 | 0 | 2 | 0.00% | 0.00% | |
| Apr-04 | | | | | |
| May-04 | 0 | 2 | 0.00% | 0.00% | |
| Jun-04 | 0 | 3 | 0.00% | 0.00% | |
| Jul-04 | 0 | 5 | 0.00% | 0.00% | |
| Aug-04 | | | | | |
| Sep-04 | 0 | 3 | 0.00% | 0.00% | |
| Oct-04 | 0 | 3 | 0.00% | 0.00% | |
| Nov-04 | 0 | 4 | 0.00% | 0.00% | |
| Dec-04 | | | | | |

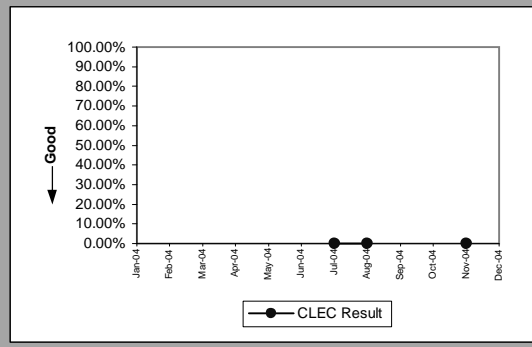


| Unbundled Loop - ADSL Qualified) (Diagnostic) | | | | | |
|---|-----------|-------------|-------------|--------------|--|
| Date | Numerator | Denominator | CLEC Result | Standard Dev | |
| Jan-04 | | | | | |
| Feb-04 | 0 | 1 | 0.00% | 0.00% | |
| Mar-04 | 0 | 4 | 0.00% | 0.00% | |
| Apr-04 | | | | | |
| May-04 | 0 | 3 | 0.00% | 0.00% | |
| Jun-04 | 0 | 1 | 0.00% | 0.00% | |
| Jul-04 | 0 | 2 | 0.00% | 0.00% | |
| Aug-04 | 0 | 2 | 0.00% | 0.00% | |
| Sep-04 | 0 | 5 | 0.00% | 0.00% | |
| Oct-04 | 0 | 3 | 0.00% | 0.00% | |
| Nov-04 | 0 | 1 | 0.00% | 0.00% | |
| Dec-04 | | | | | |



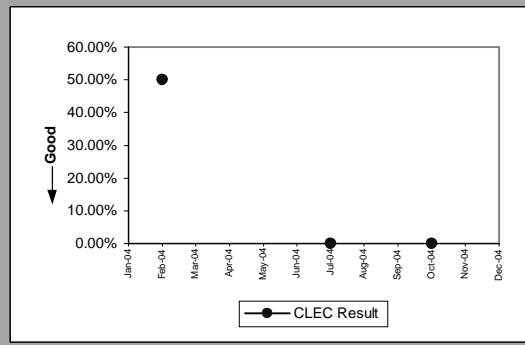
OP-5R - New Service Quality Multiple Report Rate (Percent)

| LIS Trunk (Diagnostic) | | | | |
|------------------------|-----------|-------------|-------------|--------------|
| Date | Numerator | Denominator | CLEC Result | Standard Dev |
| Jan-04 | | | | |
| Feb-04 | | | | |
| Mar-04 | | | | |
| Apr-04 | | | | |
| May-04 | | | | |
| Jun-04 | | | | |
| Jul-04 | 0 | 1 | 0.00% | 0.00% |
| Aug-04 | 0 | 1 | 0.00% | 0.00% |
| Sep-04 | | | | |
| Oct-04 | | | | |
| Nov-04 | 0 | 1 | 0.00% | 0.00% |
| Dec-04 | | | | |

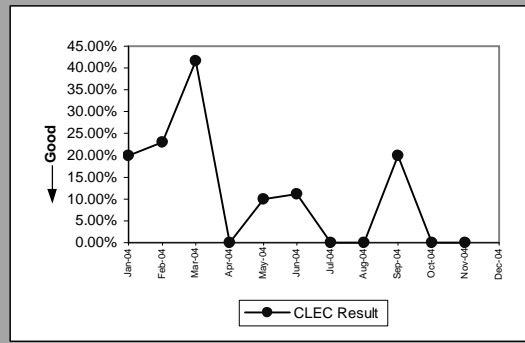


OP-5R - New Service Quality Multiple Report Rate (Percent)

| Enhanced Extended Loops - DS0 Capable (Diagnostic) | | | | |
|--|-----------|-------------|-------------|--------------|
| Date | Numerator | Denominator | CLEC Result | Standard Dev |
| Jan-04 | | | | |
| Feb-04 | 1 | 2 | 50.00% | 50.00% |
| Mar-04 | | | | |
| Apr-04 | | | | |
| May-04 | | | | |
| Jun-04 | | | | |
| Jul-04 | 0 | 2 | 0.00% | 0.00% |
| Aug-04 | | | | |
| Sep-04 | | | | |
| Oct-04 | 0 | 2 | 0.00% | 0.00% |
| Nov-04 | | | | |
| Dec-04 | | | | |

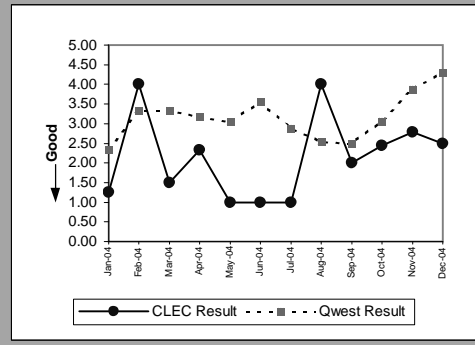


| Enhanced Extended Loops - DS1 Capable (Diagnostic) | | | | |
|--|-----------|-------------|-------------|--------------|
| Date | Numerator | Denominator | CLEC Result | Standard Dev |
| Jan-04 | 1 | 5 | 20.00% | 40.00% |
| Feb-04 | 3 | 13 | 23.08% | 42.13% |
| Mar-04 | 5 | 12 | 41.67% | 49.30% |
| Apr-04 | 0 | 3 | 0.00% | 0.00% |
| May-04 | 1 | 10 | 10.00% | 30.00% |
| Jun-04 | 2 | 18 | 11.11% | 31.43% |
| Jul-04 | 0 | 9 | 0.00% | 0.00% |
| Aug-04 | 0 | 4 | 0.00% | 0.00% |
| Sep-04 | 3 | 15 | 20.00% | 40.00% |
| Oct-04 | 0 | 13 | 0.00% | 0.00% |
| Nov-04 | 0 | 2 | 0.00% | 0.00% |
| Dec-04 | | | | |

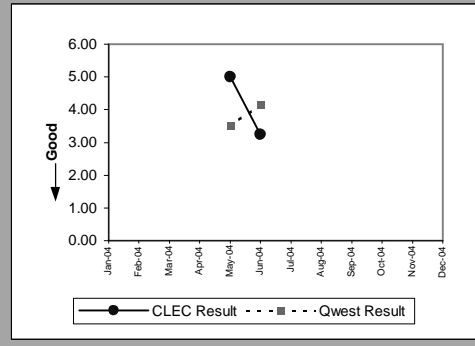


OP-6A-1 - Delayed Days for Non-Facility Reasons (Average Days) - Dispatches within MSAs

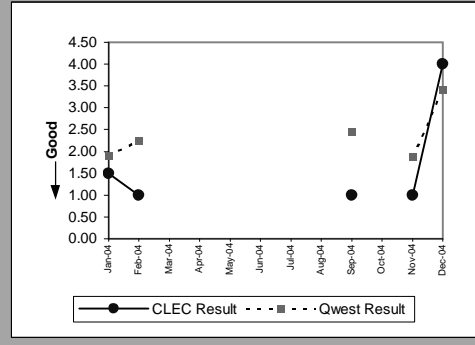
| Residence (Parity) | | | | | | | | | |
|--------------------|----------|------------|-------------|--------------|-----------|-------------|--------------|-----------|------------|
| Date | CLEC Num | CLEC Denom | CLEC Result | CLEC Std Dev | Qwest Num | Qwest Denom | Qwest Result | Mod Z Scr | Parity Scr |
| Jan-04 | 5 | 4 | 1.25 | 0.50 | 382 | 164 | 2.33 | -0.83 | -1.5 |
| Feb-04 | 4 | 1 | 4.00 | | 478 | 144 | 3.32 | 0.71 | -0.57 |
| Mar-04 | 3 | 2 | 1.50 | 0.71 | 498 | 149 | 3.34 | -0.65 | -1.39 |
| Apr-04 | 7 | 3 | 2.33 | 2.31 | 486 | 153 | 3.18 | -0.37 | -1.23 |
| May-04 | 3 | 3 | 1.00 | 0.00 | 580 | 190 | 3.05 | -0.72 | -1.44 |
| Jun-04 | 3 | 3 | 1.00 | 0.00 | 739 | 208 | 3.55 | -0.67 | -1.41 |
| Jul-04 | 1 | 1 | 1.00 | | 662 | 230 | 2.88 | -0.39 | -1.24 |
| Aug-04 | 12 | 3 | 4.00 | 5.20 | 733 | 289 | 2.54 | 1.01 | -0.39 |
| Sep-04 | 14 | 7 | 2.00 | 1.41 | 709 | 284 | 2.50 | -0.3 | -1.19 |
| Oct-04 | 22 | 9 | 2.44 | 2.51 | 555 | 181 | 3.07 | -0.41 | -1.25 |
| Nov-04 | 25 | 9 | 2.78 | 2.28 | 550 | 142 | 3.87 | -0.42 | -1.26 |
| Dec-04 | 5 | 2 | 2.50 | 2.12 | 688 | 160 | 4.30 | -0.26 | -1.16 |



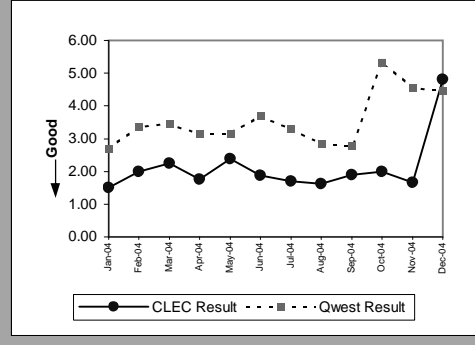
| Business (Parity) | | | | | | | | | |
|-------------------|----------|------------|-------------|--------------|-----------|-------------|--------------|-----------|------------|
| Date | CLEC Num | CLEC Denom | CLEC Result | CLEC Std Dev | Qwest Num | Qwest Denom | Qwest Result | Mod Z Scr | Parity Scr |
| Jan-04 | | | | | | | | | |
| Feb-04 | | | | | | | | | |
| Mar-04 | | | | | | | | | |
| Apr-04 | | | | | | | | | |
| May-04 | 5 | 1 | 5.00 | | 182 | 52 | 3.50 | 0.81 | -0.51 |
| Jun-04 | 13 | 4 | 3.25 | 4.50 | 253 | 61 | 4.15 | -0.26 | -1.16 |
| Jul-04 | | | | | | | | | |
| Aug-04 | | | | | | | | | |
| Sep-04 | | | | | | | | | |
| Oct-04 | | | | | | | | | |
| Nov-04 | | | | | | | | | |
| Dec-04 | | | | | | | | | |



| Qwest DSL (Parity) | | | | | | | | | |
|--------------------|----------|------------|-------------|--------------|-----------|-------------|--------------|-----------|------------|
| Date | CLEC Num | CLEC Denom | CLEC Result | CLEC Std Dev | Qwest Num | Qwest Denom | Qwest Result | Mod Z Scr | Parity Scr |
| Jan-04 | 3 | 2 | 1.50 | 0.71 | 80 | 42 | 1.90 | -0.3 | -1.18 |
| Feb-04 | 1 | 1 | 1.00 | | 90 | 40 | 2.25 | -0.4 | -1.25 |
| Mar-04 | | | | | | | | | |
| Apr-04 | | | | | | | | | |
| May-04 | | | | | | | | | |
| Jun-04 | | | | | | | | | |
| Jul-04 | | | | | | | | | |
| Aug-04 | | | | | | | | | |
| Sep-04 | 1 | 1 | 1.00 | | 120 | 49 | 2.45 | -0.52 | -1.32 |
| Oct-04 | | | | | | | | | |
| Nov-04 | 1 | 1 | 1.00 | | 56 | 30 | 1.87 | -0.43 | -1.26 |
| Dec-04 | 4 | 1 | 4.00 | | 126 | 37 | 3.41 | 0.98 | -0.41 |

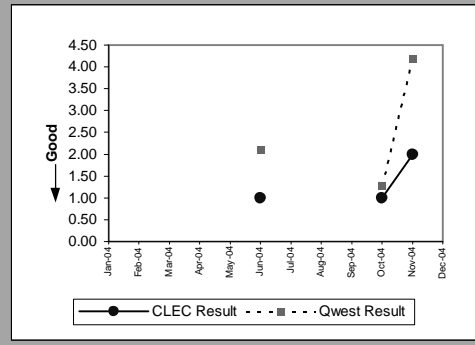


| UNE - P (POTS) (Parity) | | | | | | | | | |
|-------------------------|----------|------------|-------------|--------------|-----------|-------------|--------------|-----------|------------|
| Date | CLEC Num | CLEC Denom | CLEC Result | CLEC Std Dev | Qwest Num | Qwest Denom | Qwest Result | Mod Z Scr | Parity Scr |
| Jan-04 | 6 | 4 | 1.50 | 1.00 | 626 | 233 | 2.69 | -0.75 | -1.46 |
| Feb-04 | 6 | 3 | 2.00 | 1.00 | 663 | 197 | 3.37 | -0.47 | -1.28 |
| Mar-04 | 9 | 4 | 2.25 | 1.89 | 779 | 226 | 3.45 | -0.57 | -1.35 |
| Apr-04 | 7 | 4 | 1.75 | 1.50 | 653 | 207 | 3.15 | -0.71 | -1.43 |
| May-04 | 19 | 8 | 2.38 | 1.41 | 762 | 242 | 3.15 | -0.45 | -1.27 |
| Jun-04 | 15 | 8 | 1.88 | 1.73 | 992 | 269 | 3.69 | -0.77 | -1.47 |
| Jul-04 | 17 | 10 | 1.70 | 1.25 | 991 | 299 | 3.31 | -0.73 | -1.44 |
| Aug-04 | 31 | 19 | 1.63 | 2.29 | 1059 | 371 | 2.85 | -0.93 | -1.56 |
| Sep-04 | 36 | 19 | 1.89 | 1.10 | 996 | 359 | 2.77 | -0.8 | -1.48 |
| Oct-04 | 14 | 7 | 2.00 | 1.53 | 1336 | 250 | 5.34 | -0.66 | -1.4 |
| Nov-04 | 15 | 9 | 1.67 | 1.00 | 875 | 192 | 4.56 | -0.9 | -1.55 |
| Dec-04 | 48 | 10 | 4.80 | 5.49 | 885 | 198 | 4.47 | 0.38 | -0.77 |

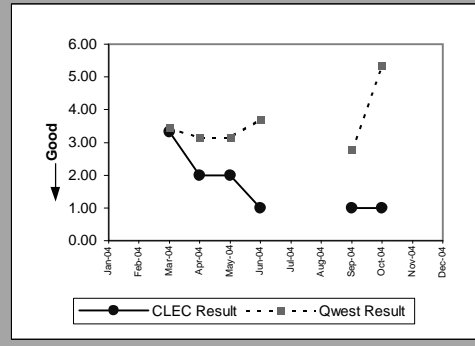


OP-6A-1 - Delayed Days for Non-Facility Reasons (Average Days) - Dispatches within MSAs

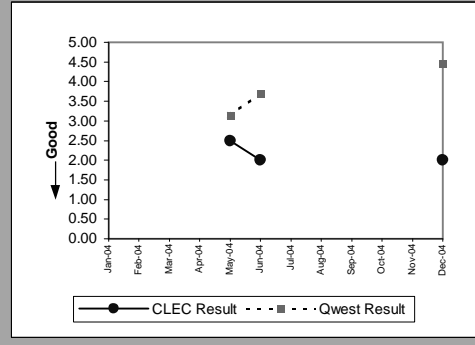
| UNE P (Centrex) (Parity) | | | | | | | | | |
|--------------------------|----------|------------|-------------|--------------|-----------|-------------|--------------|-----------|------------|
| Date | CLEC Num | CLEC Denom | CLEC Result | CLEC Std Dev | Qwest Num | Qwest Denom | Qwest Result | Mod Z Scr | Parity Scr |
| Jan-04 | | | | | | | | | |
| Feb-04 | | | | | | | | | |
| Mar-04 | | | | | | | | | |
| Apr-04 | | | | | | | | | |
| May-04 | | | | | | | | | |
| Jun-04 | 1 | 1 | 1.00 | | 19 | 9 | 2.11 | -0.32 | -1.19 |
| Jul-04 | | | | | | | | | |
| Aug-04 | | | | | | | | | |
| Sep-04 | | | | | | | | | |
| Oct-04 | 1 | 1 | 1.00 | | 22 | 17 | 1.29 | -0.37 | -1.23 |
| Nov-04 | 2 | 1 | 2.00 | | 67 | 16 | 4.19 | -0.39 | -1.24 |
| Dec-04 | | | | | | | | | |



| Line Sharing) (Parity) | | | | | | | | | |
|------------------------|----------|------------|-------------|--------------|-----------|-------------|--------------|-----------|------------|
| Date | CLEC Num | CLEC Denom | CLEC Result | CLEC Std Dev | Qwest Num | Qwest Denom | Qwest Result | Mod Z Scr | Parity Scr |
| Jan-04 | | | | | | | | | |
| Feb-04 | | | | | | | | | |
| Mar-04 | 10 | 3 | 3.33 | 2.31 | 779 | 226 | 3.45 | -0.05 | -1.03 |
| Apr-04 | 2 | 1 | 2.00 | | 653 | 207 | 3.15 | -0.29 | -1.18 |
| May-04 | 4 | 2 | 2.00 | 0.00 | 762 | 242 | 3.15 | -0.34 | -1.2 |
| Jun-04 | 3 | 3 | 1.00 | 0.00 | 992 | 269 | 3.69 | -0.7 | -1.43 |
| Jul-04 | | | | | | | | | |
| Aug-04 | | | | | | | | | |
| Sep-04 | 2 | 2 | 1.00 | 0.00 | 996 | 359 | 2.77 | -0.53 | -1.32 |
| Oct-04 | 1 | 1 | 1.00 | | 1336 | 250 | 5.34 | -0.33 | -1.2 |
| Nov-04 | | | | | | | | | |
| Dec-04 | | | | | | | | | |

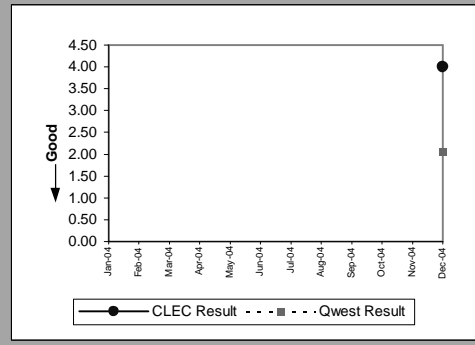


| Line Splitting) (Parity) | | | | | | | | | |
|--------------------------|----------|------------|-------------|--------------|-----------|-------------|--------------|-----------|------------|
| Date | CLEC Num | CLEC Denom | CLEC Result | CLEC Std Dev | Qwest Num | Qwest Denom | Qwest Result | Mod Z Scr | Parity Scr |
| Jan-04 | | | | | | | | | |
| Feb-04 | | | | | | | | | |
| Mar-04 | | | | | | | | | |
| Apr-04 | | | | | | | | | |
| May-04 | 5 | 2 | 2.50 | 0.71 | 762 | 242 | 3.15 | -0.19 | -1.12 |
| Jun-04 | 2 | 1 | 2.00 | | 992 | 269 | 3.69 | -0.26 | -1.16 |
| Jul-04 | | | | | | | | | |
| Aug-04 | | | | | | | | | |
| Sep-04 | | | | | | | | | |
| Oct-04 | | | | | | | | | |
| Nov-04 | | | | | | | | | |
| Dec-04 | 2 | 1 | 2.00 | | 885 | 198 | 4.47 | -0.25 | -1.15 |

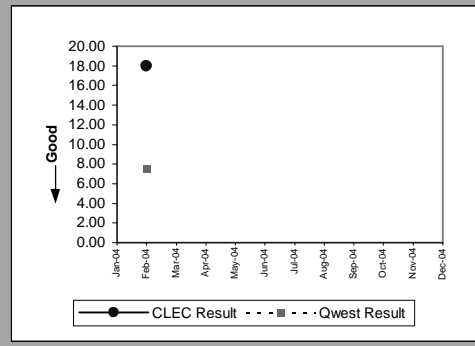


OP-6A-2 - Delayed Days for Non-Facility Reasons (Average Days) - Dispatches outside MSAs

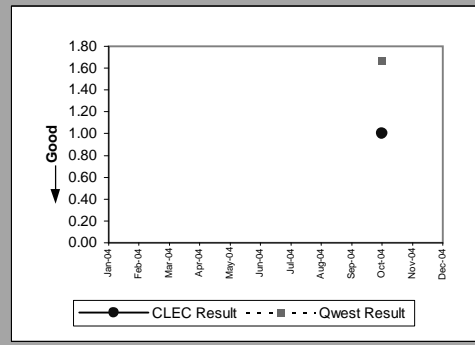
| Residence (Parity) | | | | | | | | | |
|--------------------|----------|------------|-------------|--------------|-----------|-------------|--------------|-----------|------------|
| Date | CLEC Num | CLEC Denom | CLEC Result | CLEC Std Dev | Qwest Num | Qwest Denom | Qwest Result | Mod Z Scr | Parity Scr |
| Jan-04 | | | | | | | | | |
| Feb-04 | | | | | | | | | |
| Mar-04 | | | | | | | | | |
| Apr-04 | | | | | | | | | |
| May-04 | | | | | | | | | |
| Jun-04 | | | | | | | | | |
| Jul-04 | | | | | | | | | |
| Aug-04 | | | | | | | | | |
| Sep-04 | | | | | | | | | |
| Oct-04 | | | | | | | | | |
| Nov-04 | | | | | | | | | |
| Dec-04 | 4 | 1 | 4.00 | | 62 | 30 | 2.07 | 0.8 | -0.51 |



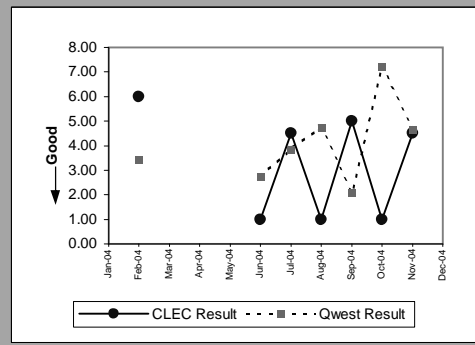
| Business (Parity) | | | | | | | | | |
|-------------------|----------|------------|-------------|--------------|-----------|-------------|--------------|-----------|------------|
| Date | CLEC Num | CLEC Denom | CLEC Result | CLEC Std Dev | Qwest Num | Qwest Denom | Qwest Result | Mod Z Scr | Parity Scr |
| Jan-04 | | | | | | | | | |
| Feb-04 | 18 | 1 | 18.00 | | 30 | 4 | 7.50 | 1.11 | -0.33 |
| Mar-04 | | | | | | | | | |
| Apr-04 | | | | | | | | | |
| May-04 | | | | | | | | | |
| Jun-04 | | | | | | | | | |
| Jul-04 | | | | | | | | | |
| Aug-04 | | | | | | | | | |
| Sep-04 | | | | | | | | | |
| Oct-04 | | | | | | | | | |
| Nov-04 | | | | | | | | | |
| Dec-04 | | | | | | | | | |



| Qwest DSL (Parity) | | | | | | | | | |
|--------------------|----------|------------|-------------|--------------|-----------|-------------|--------------|-----------|------------|
| Date | CLEC Num | CLEC Denom | CLEC Result | CLEC Std Dev | Qwest Num | Qwest Denom | Qwest Result | Mod Z Scr | Parity Scr |
| Jan-04 | | | | | | | | | |
| Feb-04 | | | | | | | | | |
| Mar-04 | | | | | | | | | |
| Apr-04 | | | | | | | | | |
| May-04 | | | | | | | | | |
| Jun-04 | | | | | | | | | |
| Jul-04 | | | | | | | | | |
| Aug-04 | | | | | | | | | |
| Sep-04 | | | | | | | | | |
| Oct-04 | 1 | 1 | 1.00 | | 5 | 3 | 1.67 | -1 | -1.61 |
| Nov-04 | | | | | | | | | |
| Dec-04 | | | | | | | | | |

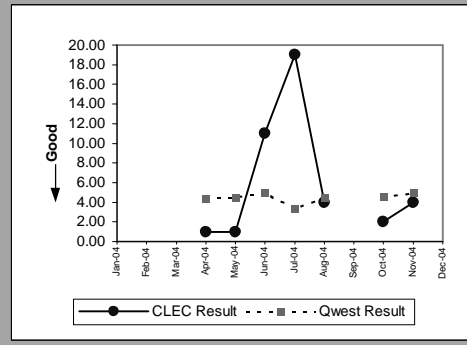


| UNE - P (POTS) (Parity) | | | | | | | | | |
|-------------------------|----------|------------|-------------|--------------|-----------|-------------|--------------|-----------|------------|
| Date | CLEC Num | CLEC Denom | CLEC Result | CLEC Std Dev | Qwest Num | Qwest Denom | Qwest Result | Mod Z Scr | Parity Scr |
| Jan-04 | | | | | | | | | |
| Feb-04 | 6 | 1 | 6.00 | | 86 | 25 | 3.44 | 0.73 | -0.55 |
| Mar-04 | | | | | | | | | |
| Apr-04 | | | | | | | | | |
| May-04 | | | | | | | | | |
| Jun-04 | 1 | 1 | 1.00 | | 148 | 54 | 2.74 | -0.58 | -1.35 |
| Jul-04 | 9 | 2 | 4.50 | 4.95 | 193 | 50 | 3.86 | 0.82 | -0.5 |
| Aug-04 | 2 | 2 | 1.00 | 0.00 | 223 | 47 | 4.74 | -0.6 | -1.37 |
| Sep-04 | 5 | 1 | 5.00 | | 131 | 63 | 2.08 | 1.21 | -0.26 |
| Oct-04 | 1 | 1 | 1.00 | | 340 | 47 | 7.23 | -0.5 | -1.3 |
| Nov-04 | 9 | 2 | 4.50 | 4.95 | 191 | 41 | 4.66 | -0.02 | -1.01 |
| Dec-04 | | | | | | | | | |

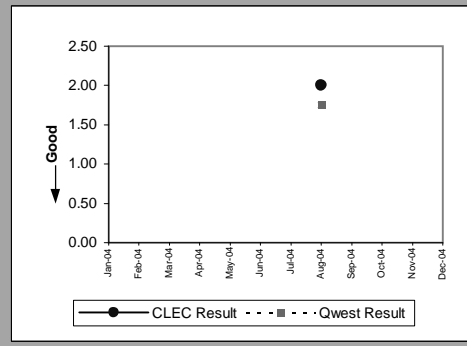


OP-6A-3 - Delayed Days for Non-Facility Reasons (Average Days) - No dispatches

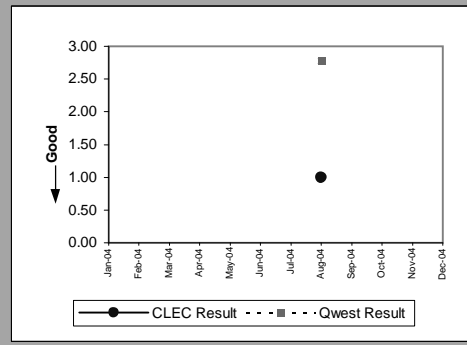
| Residence (Parity) | | | | | | | | | |
|--------------------|----------|------------|-------------|--------------|-----------|-------------|--------------|-----------|------------|
| Date | CLEC Num | CLEC Denom | CLEC Result | CLEC Std Dev | Qwest Num | Qwest Denom | Qwest Result | Mod Z Scr | Parity Scr |
| Jan-04 | | | | | | | | | |
| Feb-04 | | | | | | | | | |
| Mar-04 | | | | | | | | | |
| Apr-04 | 1 | 1 | 1.00 | | 632 | 145 | 4.36 | -0.57 | -1.35 |
| May-04 | 2 | 2 | 1.00 | 0.00 | 294 | 65 | 4.52 | -0.77 | -1.47 |
| Jun-04 | 11 | 1 | 11.00 | | 376 | 76 | 4.95 | 1.29 | -0.21 |
| Jul-04 | 19 | 1 | 19.00 | | 217 | 64 | 3.39 | 1.98 | 0.2 |
| Aug-04 | 12 | 3 | 4.00 | 0.00 | 229 | 52 | 4.40 | -0.08 | -1.05 |
| Sep-04 | | | | | | | | | |
| Oct-04 | 2 | 1 | 2.00 | | 133 | 29 | 4.59 | -0.34 | -1.21 |
| Nov-04 | 4 | 1 | 4.00 | | 277 | 56 | 4.95 | -0.14 | -1.09 |
| Dec-04 | | | | | | | | | |



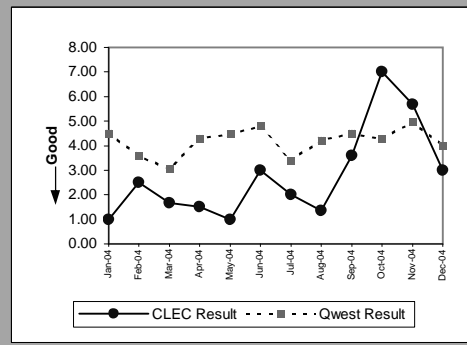
| Business (Parity) | | | | | | | | | |
|-------------------|----------|------------|-------------|--------------|-----------|-------------|--------------|-----------|------------|
| Date | CLEC Num | CLEC Denom | CLEC Result | CLEC Std Dev | Qwest Num | Qwest Denom | Qwest Result | Mod Z Scr | Parity Scr |
| Jan-04 | | | | | | | | | |
| Feb-04 | | | | | | | | | |
| Mar-04 | | | | | | | | | |
| Apr-04 | | | | | | | | | |
| May-04 | | | | | | | | | |
| Jun-04 | | | | | | | | | |
| Jul-04 | | | | | | | | | |
| Aug-04 | 2 | 1 | 2.00 | | 7 | 4 | 1.75 | -0.29 | -1.18 |
| Sep-04 | | | | | | | | | |
| Oct-04 | | | | | | | | | |
| Nov-04 | | | | | | | | | |
| Dec-04 | | | | | | | | | |



| Qwest DSL (Parity) | | | | | | | | | |
|--------------------|----------|------------|-------------|--------------|-----------|-------------|--------------|-----------|------------|
| Date | CLEC Num | CLEC Denom | CLEC Result | CLEC Std Dev | Qwest Num | Qwest Denom | Qwest Result | Mod Z Scr | Parity Scr |
| Jan-04 | | | | | | | | | |
| Feb-04 | | | | | | | | | |
| Mar-04 | | | | | | | | | |
| Apr-04 | | | | | | | | | |
| May-04 | | | | | | | | | |
| Jun-04 | | | | | | | | | |
| Jul-04 | | | | | | | | | |
| Aug-04 | 4 | 4 | 1.00 | 0.00 | 25 | 9 | 2.78 | -1.44 | -1.88 |
| Sep-04 | | | | | | | | | |
| Oct-04 | | | | | | | | | |
| Nov-04 | | | | | | | | | |
| Dec-04 | | | | | | | | | |

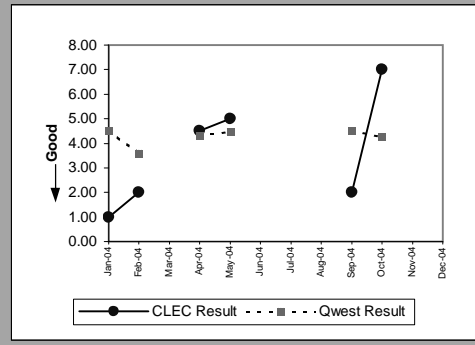


| UNE - P (POTS) (Parity) | | | | | | | | | |
|-------------------------|----------|------------|-------------|--------------|-----------|-------------|--------------|-----------|------------|
| Date | CLEC Num | CLEC Denom | CLEC Result | CLEC Std Dev | Qwest Num | Qwest Denom | Qwest Result | Mod Z Scr | Parity Scr |
| Jan-04 | 1 | 1 | 1.00 | | 366 | 81 | 4.52 | -0.5 | -1.3 |
| Feb-04 | 5 | 2 | 2.50 | 2.12 | 341 | 95 | 3.59 | -0.32 | -1.19 |
| Mar-04 | 5 | 3 | 1.67 | 1.15 | 675 | 222 | 3.04 | -0.56 | -1.34 |
| Apr-04 | 3 | 2 | 1.50 | 0.71 | 636 | 148 | 4.30 | -0.68 | -1.41 |
| May-04 | 1 | 1 | 1.00 | | 300 | 67 | 4.48 | -0.55 | -1.33 |
| Jun-04 | 6 | 2 | 3.00 | 1.41 | 389 | 81 | 4.80 | -0.28 | -1.17 |
| Jul-04 | 2 | 1 | 2.00 | | 255 | 75 | 3.40 | -0.39 | -1.24 |
| Aug-04 | 27 | 20 | 1.35 | 1.18 | 236 | 56 | 4.21 | -1.36 | -1.83 |
| Sep-04 | 18 | 5 | 3.60 | 1.52 | 294 | 65 | 4.52 | -0.25 | -1.15 |
| Oct-04 | 7 | 1 | 7.00 | | 137 | 32 | 4.28 | 1.08 | -0.35 |
| Nov-04 | 17 | 3 | 5.67 | 5.51 | 294 | 59 | 4.98 | 0.55 | -0.66 |
| Dec-04 | 24 | 8 | 3.00 | 2.00 | 219 | 55 | 3.98 | -0.53 | -1.32 |

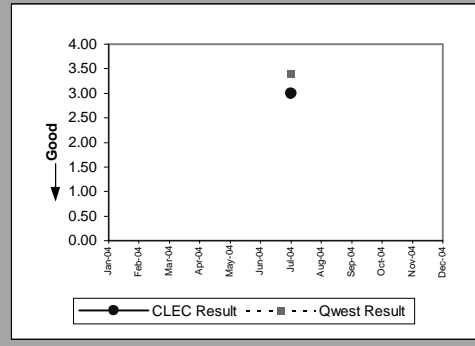


OP-6A-3 - Delayed Days for Non-Facility Reasons (Average Days) - No dispatches

| Line Sharing) (Parity) | | | | | | | | | |
|------------------------|----------|------------|-------------|--------------|-----------|-------------|--------------|-----------|------------|
| Date | CLEC Num | CLEC Denom | CLEC Result | CLEC Std Dev | Qwest Num | Qwest Denom | Qwest Result | Mod Z Scr | Parity Scr |
| Jan-04 | 1 | 1 | 1.00 | | 366 | 81 | 4.52 | -0.5 | -1.3 |
| Feb-04 | 2 | 1 | 2.00 | | 341 | 95 | 3.59 | -0.33 | -1.2 |
| Mar-04 | | | | | | | | | |
| Apr-04 | 9 | 2 | 4.50 | 2.12 | 636 | 148 | 4.30 | 0.57 | -0.65 |
| May-04 | 5 | 1 | 5.00 | | 300 | 67 | 4.48 | 0.74 | -0.55 |
| Jun-04 | | | | | | | | | |
| Jul-04 | | | | | | | | | |
| Aug-04 | | | | | | | | | |
| Sep-04 | 2 | 1 | 2.00 | | 294 | 65 | 4.52 | -0.31 | -1.19 |
| Oct-04 | 14 | 2 | 7.00 | 7.07 | 137 | 32 | 4.28 | 0.82 | -0.5 |
| Nov-04 | | | | | | | | | |
| Dec-04 | | | | | | | | | |

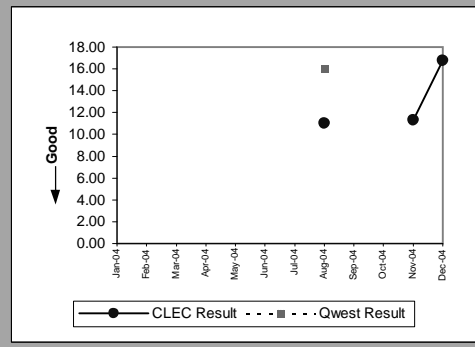


| Line Splitting) (Parity) | | | | | | | | | |
|--------------------------|----------|------------|-------------|--------------|-----------|-------------|--------------|-----------|------------|
| Date | CLEC Num | CLEC Denom | CLEC Result | CLEC Std Dev | Qwest Num | Qwest Denom | Qwest Result | Mod Z Scr | Parity Scr |
| Jan-04 | | | | | | | | | |
| Feb-04 | | | | | | | | | |
| Mar-04 | | | | | | | | | |
| Apr-04 | | | | | | | | | |
| May-04 | | | | | | | | | |
| Jun-04 | | | | | | | | | |
| Jul-04 | 3 | 1 | 3.00 | | 255 | 75 | 3.40 | -0.11 | -1.07 |
| Aug-04 | | | | | | | | | |
| Sep-04 | | | | | | | | | |
| Oct-04 | | | | | | | | | |
| Nov-04 | | | | | | | | | |
| Dec-04 | | | | | | | | | |



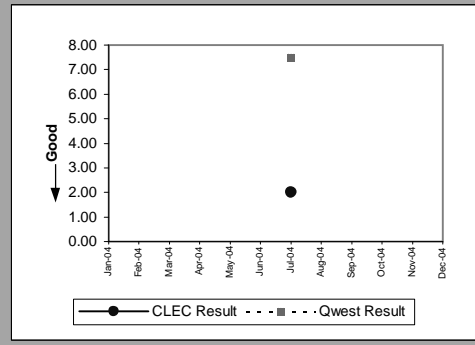
OP-6A-4 - Delayed Days for Non-Facility Reasons (Average Days) - Interval Zone One

| LIS Trunk (Parity) | | | | | | | | | |
|--------------------|----------|------------|-------------|--------------|-----------|-------------|--------------|-----------|------------|
| Date | CLEC Num | CLEC Denom | CLEC Result | CLEC Std Dev | Qwest Num | Qwest Denom | Qwest Result | Mod Z Scr | Parity Scr |
| Jan-04 | | | | | | | | | |
| Feb-04 | | | | | | | | | |
| Mar-04 | | | | | | | | | |
| Apr-04 | | | | | | | | | |
| May-04 | | | | | | | | | |
| Jun-04 | | | | | | | | | |
| Jul-04 | | | | | | | | | |
| Aug-04 | 11 | 1 | 11.00 | | 16 | 1 | 16.00 | | N/A |
| Sep-04 | | | | | | | | | |
| Oct-04 | | | | | | | | | |
| Nov-04 | 79 | 7 | 11.29 | 6.34 | | | | | N/A |
| Dec-04 | 67 | 4 | 16.75 | 1.26 | | | | | N/A |

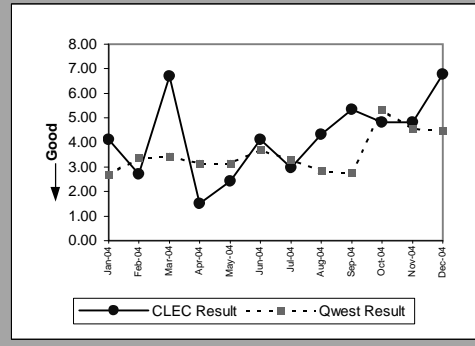


OP-6A-4 - Delayed Days for Non-Facility Reasons (Average Days) - Interval Zone One

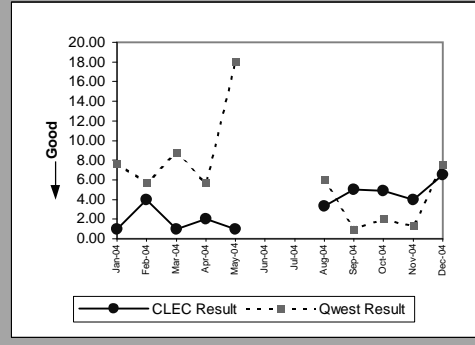
| UDIT Above DS1 Level) (Parity) | | | | | | | | | |
|--------------------------------|----------|------------|-------------|--------------|-----------|-------------|--------------|-----------|------------|
| Date | CLEC Num | CLEC Denom | CLEC Result | CLEC Std Dev | Qwest Num | Qwest Denom | Qwest Result | Mod Z Scr | Parity Scr |
| Jan-04 | | | | | | | | | |
| Feb-04 | | | | | | | | | |
| Mar-04 | | | | | | | | | |
| Apr-04 | | | | | | | | | |
| May-04 | | | | | | | | | |
| Jun-04 | | | | | | | | | |
| Jul-04 | 2 | 1 | 2.00 | | 30 | 4 | 7.50 | -0.68 | -1.41 |
| Aug-04 | | | | | | | | | |
| Sep-04 | | | | | | | | | |
| Oct-04 | | | | | | | | | |
| Nov-04 | | | | | | | | | |
| Dec-04 | | | | | | | | | |



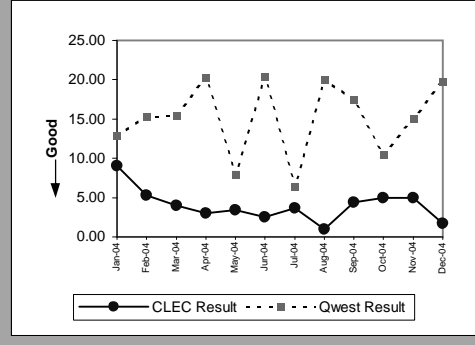
| Unbundled Loop Analog) (Parity) | | | | | | | | | |
|---------------------------------|----------|------------|-------------|--------------|-----------|-------------|--------------|-----------|------------|
| Date | CLEC Num | CLEC Denom | CLEC Result | CLEC Std Dev | Qwest Num | Qwest Denom | Qwest Result | Mod Z Scr | Parity Scr |
| Jan-04 | 74 | 18 | 4.11 | 5.18 | 626 | 233 | 2.69 | 1.53 | -0.07 |
| Feb-04 | 62 | 23 | 2.70 | 1.64 | 663 | 197 | 3.37 | -0.6 | -1.37 |
| Mar-04 | 134 | 20 | 6.70 | 3.53 | 779 | 226 | 3.45 | 2.65 | 0.61 |
| Apr-04 | 3 | 2 | 1.50 | 0.71 | 653 | 207 | 3.15 | -0.6 | -1.36 |
| May-04 | 29 | 12 | 2.42 | 1.98 | 762 | 242 | 3.15 | -0.51 | -1.31 |
| Jun-04 | 62 | 15 | 4.13 | 7.40 | 992 | 269 | 3.69 | 0.48 | -0.71 |
| Jul-04 | 80 | 27 | 2.96 | 3.94 | 991 | 299 | 3.31 | -0.25 | -1.15 |
| Aug-04 | 104 | 24 | 4.33 | 3.17 | 1059 | 371 | 2.85 | 1.21 | -0.27 |
| Sep-04 | 304 | 57 | 5.33 | 4.83 | 996 | 359 | 2.77 | 3.09 | 0.88 |
| Oct-04 | 169 | 35 | 4.83 | 4.05 | 1336 | 250 | 5.34 | -0.22 | -1.13 |
| Nov-04 | 188 | 39 | 4.82 | 2.51 | 875 | 192 | 4.56 | 0.27 | -0.84 |
| Dec-04 | 264 | 39 | 6.77 | 10.72 | 885 | 198 | 4.47 | 1.15 | -0.3 |



| Unbundled Loop - 2 Wire Non-Loaded) (Parity) | | | | | | | | | |
|--|----------|------------|-------------|--------------|-----------|-------------|--------------|-----------|------------|
| Date | CLEC Num | CLEC Denom | CLEC Result | CLEC Std Dev | Qwest Num | Qwest Denom | Qwest Result | Mod Z Scr | Parity Scr |
| Jan-04 | 1 | 1 | 1.00 | | 46 | 6 | 7.67 | -0.74 | -1.45 |
| Feb-04 | 4 | 1 | 4.00 | | 17 | 3 | 5.67 | -0.29 | -1.17 |
| Mar-04 | 2 | 2 | 1.00 | 0.00 | 35 | 4 | 8.75 | -0.85 | -1.52 |
| Apr-04 | 6 | 3 | 2.00 | 1.73 | 46 | 8 | 5.75 | -1 | -1.61 |
| May-04 | 1 | 1 | 1.00 | | 18 | 1 | 18.00 | | N/A |
| Jun-04 | | | | | | | | | |
| Jul-04 | | | | | | | | | |
| Aug-04 | 23 | 7 | 3.29 | 1.80 | 24 | 4 | 6.00 | -0.73 | -1.44 |
| Sep-04 | 65 | 13 | 5.00 | 4.32 | 1 | 1 | 1.00 | | N/A |
| Oct-04 | 39 | 8 | 4.88 | 2.70 | 4 | 2 | 2.00 | 1.69 | 0.03 |
| Nov-04 | 20 | 5 | 4.00 | 3.08 | 4 | 3 | 1.33 | 1.06 | -0.35 |
| Dec-04 | 26 | 4 | 6.50 | 2.89 | 53 | 7 | 7.57 | -0.27 | -1.17 |

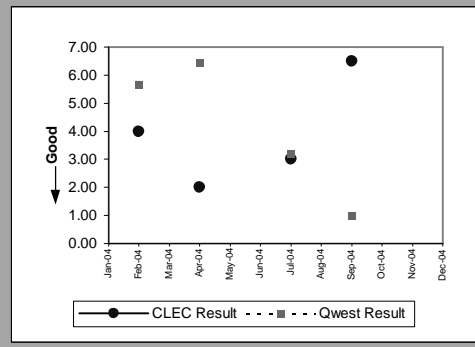


| Unbundled Loop - DS1 Capable) (Parity) | | | | | | | | | |
|--|----------|------------|-------------|--------------|-----------|-------------|--------------|-----------|------------|
| Date | CLEC Num | CLEC Denom | CLEC Result | CLEC Std Dev | Qwest Num | Qwest Denom | Qwest Result | Mod Z Scr | Parity Scr |
| Jan-04 | 72 | 8 | 9.00 | 7.65 | 154 | 12 | 12.83 | -0.94 | -1.57 |
| Feb-04 | 16 | 3 | 5.33 | 4.51 | 261 | 17 | 15.35 | -1.12 | -1.68 |
| Mar-04 | 4 | 1 | 4.00 | | 108 | 7 | 15.43 | -0.91 | -1.55 |
| Apr-04 | 9 | 3 | 3.00 | 2.00 | 344 | 17 | 20.24 | -1.99 | -2.21 |
| May-04 | 17 | 5 | 3.40 | 2.88 | 16 | 2 | 8.00 | -0.97 | -1.59 |
| Jun-04 | 10 | 4 | 2.50 | 2.38 | 265 | 13 | 20.38 | -1.37 | -1.84 |
| Jul-04 | 22 | 6 | 3.67 | 3.88 | 45 | 7 | 6.43 | -1.15 | -1.7 |
| Aug-04 | 9 | 9 | 1.00 | 0.00 | 100 | 5 | 20.00 | -2.23 | -2.36 |
| Sep-04 | 53 | 12 | 4.42 | 3.15 | 366 | 21 | 17.43 | -1.42 | -1.86 |
| Oct-04 | 40 | 8 | 5.00 | 6.82 | 104 | 10 | 10.40 | -1.65 | -2 |
| Nov-04 | 10 | 2 | 5.00 | 1.41 | 45 | 3 | 15.00 | -1.8 | -2.09 |
| Dec-04 | 5 | 3 | 1.67 | 0.58 | 257 | 13 | 19.77 | -1.19 | -1.72 |

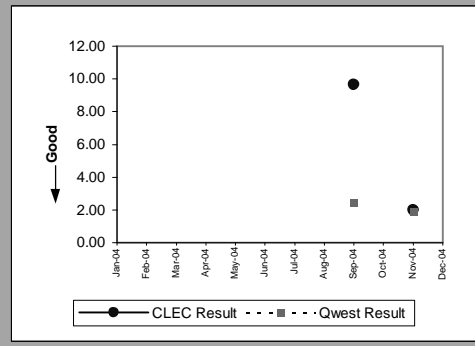


OP-6A-4 - Delayed Days for Non-Facility Reasons (Average Days) - Interval Zone One

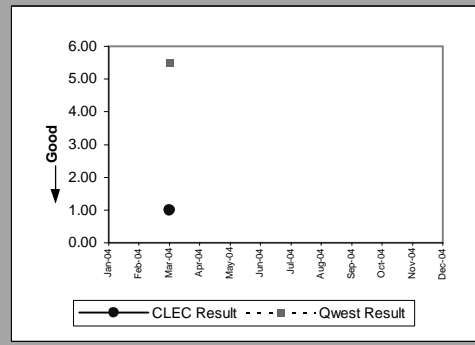
| Unbundled Loop - ISDN Capable (Parity) | | | | | | | | | |
|--|----------|------------|-------------|--------------|-----------|-------------|--------------|-----------|------------|
| Date | CLEC Num | CLEC Denom | CLEC Result | CLEC Std Dev | Qwest Num | Qwest Denom | Qwest Result | Mod Z Scr | Parity Scr |
| Jan-04 | | | | | | | | | |
| Feb-04 | 4 | 1 | 4.00 | | 17 | 3 | 5.67 | -0.29 | -1.17 |
| Mar-04 | | | | | | | | | |
| Apr-04 | 2 | 1 | 2.00 | | 45 | 7 | 6.43 | -0.74 | -1.45 |
| May-04 | | | | | | | | | |
| Jun-04 | | | | | | | | | |
| Jul-04 | 3 | 1 | 3.00 | | 16 | 5 | 3.20 | -0.11 | -1.07 |
| Aug-04 | | | | | | | | | |
| Sep-04 | 13 | 2 | 6.50 | 2.12 | 1 | 1 | 1.00 | | N/A |
| Oct-04 | | | | | | | | | |
| Nov-04 | | | | | | | | | |
| Dec-04 | | | | | | | | | |



| Unbundled Loop - ADSL Qualified (Parity) | | | | | | | | | |
|--|----------|------------|-------------|--------------|-----------|-------------|--------------|-----------|------------|
| Date | CLEC Num | CLEC Denom | CLEC Result | CLEC Std Dev | Qwest Num | Qwest Denom | Qwest Result | Mod Z Scr | Parity Scr |
| Jan-04 | | | | | | | | | |
| Feb-04 | | | | | | | | | |
| Mar-04 | | | | | | | | | |
| Apr-04 | | | | | | | | | |
| May-04 | | | | | | | | | |
| Jun-04 | | | | | | | | | |
| Jul-04 | | | | | | | | | |
| Aug-04 | | | | | | | | | |
| Sep-04 | 29 | 3 | 9.67 | 8.02 | 120 | 49 | 2.45 | 2.88 | 0.75 |
| Oct-04 | | | | | | | | | |
| Nov-04 | 2 | 1 | 2.00 | | 56 | 30 | 1.87 | 0.34 | -0.79 |
| Dec-04 | | | | | | | | | |

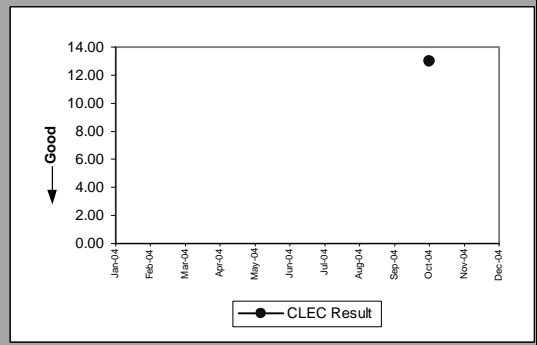


| Unbundled Loop - DS3 Capable (Parity) | | | | | | | | | |
|---------------------------------------|----------|------------|-------------|--------------|-----------|-------------|--------------|-----------|------------|
| Date | CLEC Num | CLEC Denom | CLEC Result | CLEC Std Dev | Qwest Num | Qwest Denom | Qwest Result | Mod Z Scr | Parity Scr |
| Jan-04 | | | | | | | | | |
| Feb-04 | | | | | | | | | |
| Mar-04 | 2 | 2 | 1.00 | 0.00 | 33 | 6 | 5.50 | -1.96 | -2.19 |
| Apr-04 | | | | | | | | | |
| May-04 | | | | | | | | | |
| Jun-04 | | | | | | | | | |
| Jul-04 | | | | | | | | | |
| Aug-04 | | | | | | | | | |
| Sep-04 | | | | | | | | | |
| Oct-04 | | | | | | | | | |
| Nov-04 | | | | | | | | | |
| Dec-04 | | | | | | | | | |



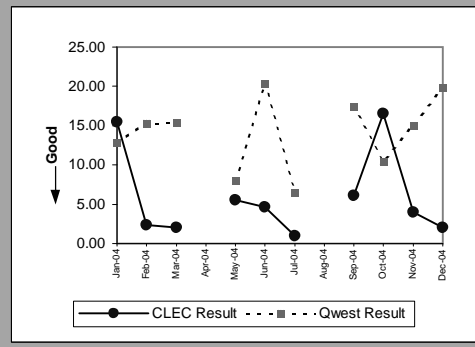
OP-6A-4 - Delayed Days for Non-Facility Reasons (Average Days) - Interval Zone One

| Enhanced Extended Loops - DS3 Capable (Diagnostic) | | | | |
|--|-----|-------|-------------|--------------|
| Date | Num | Denom | CLEC Result | Standard Dev |
| Jan-04 | | | | |
| Feb-04 | | | | |
| Mar-04 | | | | |
| Apr-04 | | | | |
| May-04 | | | | |
| Jun-04 | | | | |
| Jul-04 | | | | |
| Aug-04 | | | | |
| Sep-04 | | | | |
| Oct-04 | 13 | 1 | 13.00 | |
| Nov-04 | | | | |
| Dec-04 | | | | |



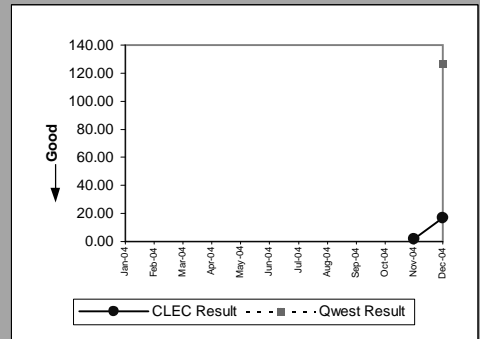
OP-6A-4 - Delayed Days for Non-Facility Reasons (Average Days) - Interval Zone One

| Enhanced Extended Loops - DS1 Capable (Parity) | | | | | | | | | |
|--|----------|------------|-------------|--------------|-----------|-------------|--------------|-----------|------------|
| Date | CLEC Num | CLEC Denom | CLEC Result | CLEC Std Dev | Qwest Num | Qwest Denom | Qwest Result | Mod Z Scr | Parity Scr |
| Jan-04 | 31 | 2 | 15.50 | 6.36 | 154 | 12 | 12.83 | 0.69 | -0.58 |
| Feb-04 | 7 | 3 | 2.33 | 1.15 | 261 | 17 | 15.35 | -1.45 | -1.88 |
| Mar-04 | 2 | 1 | 2.00 | | 108 | 7 | 15.43 | -1.06 | -1.65 |
| Apr-04 | | | | | | | | | |
| May-04 | 11 | 2 | 5.50 | 6.36 | 16 | 2 | 8.00 | -0.44 | -1.27 |
| Jun-04 | 28 | 6 | 4.67 | 2.88 | 265 | 13 | 20.38 | -1.4 | -1.85 |
| Jul-04 | 1 | 1 | 1.00 | | 45 | 7 | 6.43 | -1.18 | -1.72 |
| Aug-04 | | | | | | | | | |
| Sep-04 | 49 | 8 | 6.12 | 7.18 | 366 | 21 | 17.43 | -1.07 | -1.65 |
| Oct-04 | 33 | 2 | 16.50 | 0.71 | 104 | 10 | 10.40 | 0.98 | -0.4 |
| Nov-04 | 4 | 1 | 4.00 | | 45 | 3 | 15.00 | -1.57 | -1.95 |
| Dec-04 | 2 | 1 | 2.00 | | 257 | 13 | 19.77 | -0.72 | -1.44 |



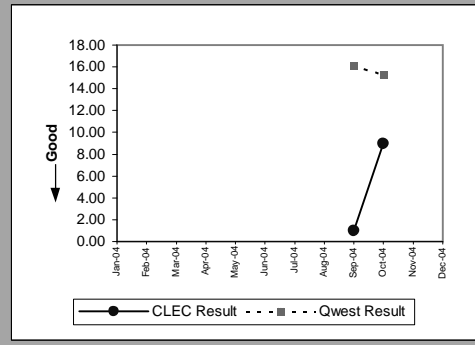
OP-6A-5 - Delayed Days for Non-Facility Reasons (Average Days) - Interval Zone Two

| LIS Trunk (Parity) | | | | | | | | | |
|--------------------|----------|------------|-------------|--------------|-----------|-------------|--------------|-----------|------------|
| Date | CLEC Num | CLEC Denom | CLEC Result | CLEC Std Dev | Qwest Num | Qwest Denom | Qwest Result | Mod Z Scr | Parity Scr |
| Jan-04 | | | | | | | | | |
| Feb-04 | | | | | | | | | |
| Mar-04 | | | | | | | | | |
| Apr-04 | | | | | | | | | |
| May-04 | | | | | | | | | |
| Jun-04 | | | | | | | | | |
| Jul-04 | | | | | | | | | |
| Aug-04 | | | | | | | | | |
| Sep-04 | | | | | | | | | |
| Oct-04 | | | | | | | | | |
| Nov-04 | 2 | 1 | 2.00 | | | | | | N/A |
| Dec-04 | 51 | 3 | 17.00 | 0.00 | 762 | 6 | 127.00 | -3.43 | -3.09 |

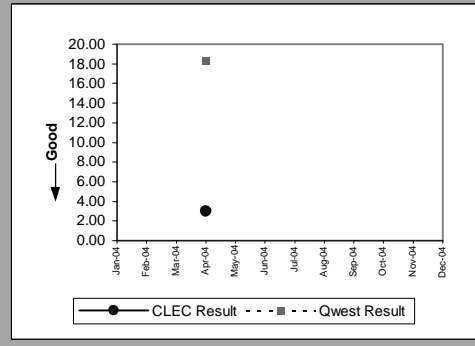


OP-6A-5 - Delayed Days for Non-Facility Reasons (Average Days) - Interval Zone Two

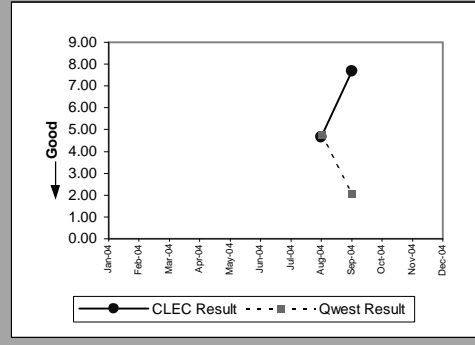
| UDIT DS1) (Parity) | | | | | | | | | |
|--------------------|----------|------------|-------------|--------------|-----------|-------------|--------------|-----------|------------|
| Date | CLEC Num | CLEC Denom | CLEC Result | CLEC Std Dev | Qwest Num | Qwest Denom | Qwest Result | Mod Z Scr | Parity Scr |
| Jan-04 | | | | | | | | | |
| Feb-04 | | | | | | | | | |
| Mar-04 | | | | | | | | | |
| Apr-04 | | | | | | | | | |
| May-04 | | | | | | | | | |
| Jun-04 | | | | | | | | | |
| Jul-04 | | | | | | | | | |
| Aug-04 | | | | | | | | | |
| Sep-04 | 1 | 1 | 1.00 | | 646 | 40 | 16.15 | -0.7 | -1.43 |
| Oct-04 | 9 | 1 | 9.00 | | 444 | 29 | 15.31 | -0.4 | -1.24 |
| Nov-04 | | | | | | | | | |
| Dec-04 | | | | | | | | | |



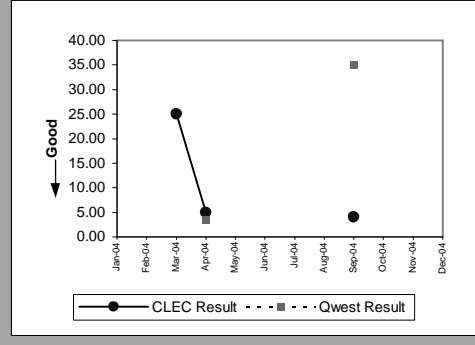
| UDIT Above DS1 Level) (Parity) | | | | | | | | | |
|--------------------------------|----------|------------|-------------|--------------|-----------|-------------|--------------|-----------|------------|
| Date | CLEC Num | CLEC Denom | CLEC Result | CLEC Std Dev | Qwest Num | Qwest Denom | Qwest Result | Mod Z Scr | Parity Scr |
| Jan-04 | | | | | | | | | |
| Feb-04 | | | | | | | | | |
| Mar-04 | | | | | | | | | |
| Apr-04 | 3 | 1 | 3.00 | | 110 | 6 | 18.33 | -1.34 | -1.81 |
| May-04 | | | | | | | | | |
| Jun-04 | | | | | | | | | |
| Jul-04 | | | | | | | | | |
| Aug-04 | | | | | | | | | |
| Sep-04 | | | | | | | | | |
| Oct-04 | | | | | | | | | |
| Nov-04 | | | | | | | | | |
| Dec-04 | | | | | | | | | |



| Unbundled Loop Analog) (Parity) | | | | | | | | | |
|---------------------------------|----------|------------|-------------|--------------|-----------|-------------|--------------|-----------|------------|
| Date | CLEC Num | CLEC Denom | CLEC Result | CLEC Std Dev | Qwest Num | Qwest Denom | Qwest Result | Mod Z Scr | Parity Scr |
| Jan-04 | | | | | | | | | |
| Feb-04 | | | | | | | | | |
| Mar-04 | | | | | | | | | |
| Apr-04 | | | | | | | | | |
| May-04 | | | | | | | | | |
| Jun-04 | | | | | | | | | |
| Jul-04 | | | | | | | | | |
| Aug-04 | 14 | 3 | 4.67 | 2.89 | 223 | 47 | 4.74 | -0.02 | -1.01 |
| Sep-04 | 23 | 3 | 7.67 | 5.77 | 131 | 63 | 2.08 | 2.17 | 0.32 |
| Oct-04 | | | | | | | | | |
| Nov-04 | | | | | | | | | |
| Dec-04 | | | | | | | | | |

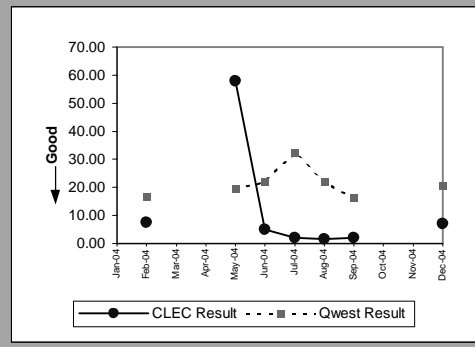


| Unbundled Loop - 2 Wire Non-Loaded) (Parity) | | | | | | | | | |
|--|----------|------------|-------------|--------------|-----------|-------------|--------------|-----------|------------|
| Date | CLEC Num | CLEC Denom | CLEC Result | CLEC Std Dev | Qwest Num | Qwest Denom | Qwest Result | Mod Z Scr | Parity Scr |
| Jan-04 | | | | | | | | | |
| Feb-04 | | | | | | | | | |
| Mar-04 | 25 | 1 | 25.00 | | | | | | N/A |
| Apr-04 | 5 | 1 | 5.00 | | 7 | 2 | 3.50 | -3.72 | -3.26 |
| May-04 | | | | | | | | | |
| Jun-04 | | | | | | | | | |
| Jul-04 | | | | | | | | | |
| Aug-04 | | | | | | | | | |
| Sep-04 | 4 | 1 | 4.00 | | 35 | 1 | 35.00 | | N/A |
| Oct-04 | | | | | | | | | |
| Nov-04 | | | | | | | | | |
| Dec-04 | | | | | | | | | |

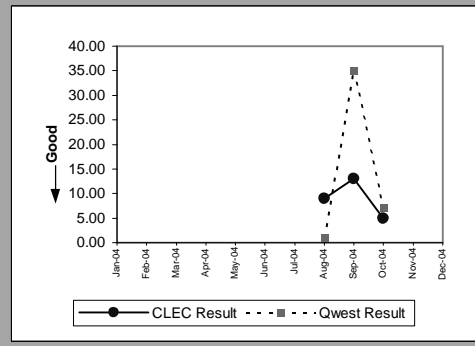


OP-6A-5 - Delayed Days for Non-Facility Reasons (Average Days) - Interval Zone Two

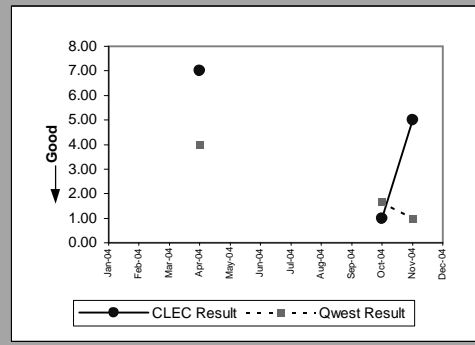
| Unbundled Loop - DS1 Capable (Parity) | | | | | | | | | |
|---------------------------------------|----------|------------|-------------|--------------|-----------|-------------|--------------|-----------|------------|
| Date | CLEC Num | CLEC Denom | CLEC Result | CLEC Std Dev | Qwest Num | Qwest Denom | Qwest Result | Mod Z Scr | Parity Scr |
| Jan-04 | | | | | | | | | |
| Feb-04 | 15 | 2 | 7.50 | 9.19 | 466 | 28 | 16.64 | -0.79 | -1.48 |
| Mar-04 | | | | | | | | | |
| Apr-04 | | | | | | | | | |
| May-04 | 58 | 1 | 58.00 | | 295 | 15 | 19.67 | 1.13 | -0.32 |
| Jun-04 | 5 | 1 | 5.00 | | 220 | 10 | 22.00 | -0.53 | -1.32 |
| Jul-04 | 2 | 1 | 2.00 | | 552 | 17 | 32.47 | -0.82 | -1.5 |
| Aug-04 | 3 | 2 | 1.50 | 0.71 | 154 | 7 | 22.00 | -1.1 | -1.67 |
| Sep-04 | 2 | 1 | 2.00 | | 646 | 40 | 16.15 | -0.65 | -1.4 |
| Oct-04 | | | | | | | | | |
| Nov-04 | | | | | | | | | |
| Dec-04 | 7 | 1 | 7.00 | | 290 | 14 | 20.71 | -0.6 | -1.37 |



| Unbundled Loop ISDN Capable (Parity) | | | | | | | | | |
|--------------------------------------|----------|------------|-------------|--------------|-----------|-------------|--------------|-----------|------------|
| Date | CLEC Num | CLEC Denom | CLEC Result | CLEC Std Dev | Qwest Num | Qwest Denom | Qwest Result | Mod Z Scr | Parity Scr |
| Jan-04 | | | | | | | | | |
| Feb-04 | | | | | | | | | |
| Mar-04 | | | | | | | | | |
| Apr-04 | | | | | | | | | |
| May-04 | | | | | | | | | |
| Jun-04 | | | | | | | | | |
| Jul-04 | | | | | | | | | |
| Aug-04 | 9 | 1 | 9.00 | | 1 | 1 | 1.00 | | N/A |
| Sep-04 | 13 | 1 | 13.00 | | 35 | 1 | 35.00 | | N/A |
| Oct-04 | 5 | 1 | 5.00 | | 7 | 1 | 7.00 | | N/A |
| Nov-04 | | | | | | | | | |
| Dec-04 | | | | | | | | | |

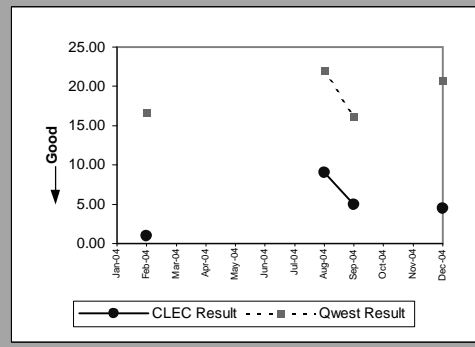


| Unbundled Loop - ADSL Qualified (Parity) | | | | | | | | | |
|--|----------|------------|-------------|--------------|-----------|-------------|--------------|-----------|------------|
| Date | CLEC Num | CLEC Denom | CLEC Result | CLEC Std Dev | Qwest Num | Qwest Denom | Qwest Result | Mod Z Scr | Parity Scr |
| Jan-04 | | | | | | | | | |
| Feb-04 | | | | | | | | | |
| Mar-04 | | | | | | | | | |
| Apr-04 | 7 | 1 | 7.00 | | 8 | 2 | 4.00 | -3.72 | -3.26 |
| May-04 | | | | | | | | | |
| Jun-04 | | | | | | | | | |
| Jul-04 | | | | | | | | | |
| Aug-04 | | | | | | | | | |
| Sep-04 | | | | | | | | | |
| Oct-04 | 1 | 1 | 1.00 | | 5 | 3 | 1.67 | -1 | -1.61 |
| Nov-04 | 5 | 1 | 5.00 | | 1 | 1 | 1.00 | | N/A |
| Dec-04 | | | | | | | | | |



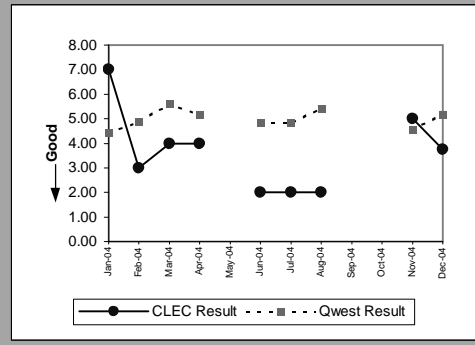
OP-6A-5 - Delayed Days for Non-Facility Reasons (Average Days) - Interval Zone Two

| Enhanced Extended Loops - DS1 Capable) (Parity) | | | | | | | | | |
|---|----------|------------|-------------|--------------|-----------|-------------|--------------|-----------|------------|
| Date | CLEC Num | CLEC Denom | CLEC Result | CLEC Std Dev | Qwest Num | Qwest Denom | Qwest Result | Mod Z Scr | Parity Scr |
| Jan-04 | | | | | | | | | |
| Feb-04 | 2 | 2 | 1.00 | 0.00 | 466 | 28 | 16.64 | -1.35 | -1.82 |
| Mar-04 | | | | | | | | | |
| Apr-04 | | | | | | | | | |
| May-04 | | | | | | | | | |
| Jun-04 | | | | | | | | | |
| Jul-04 | | | | | | | | | |
| Aug-04 | 9 | 1 | 9.00 | | 154 | 7 | 22.00 | -0.52 | -1.32 |
| Sep-04 | 10 | 2 | 5.00 | 2.83 | 646 | 40 | 16.15 | -0.72 | -1.44 |
| Oct-04 | | | | | | | | | |
| Nov-04 | | | | | | | | | |
| Dec-04 | 9 | 2 | 4.50 | 4.95 | 290 | 14 | 20.71 | -0.98 | -1.59 |

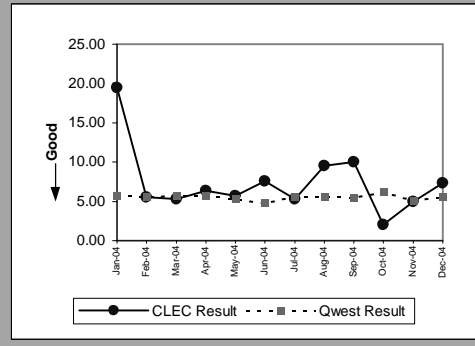


OP-6B-1 - Delayed Days for Facility Reasons (Average Days) - Dispatches within MSAs

| Residence (Parity) | | | | | | | | | |
|--------------------|----------|------------|-------------|--------------|-----------|-------------|--------------|-----------|------------|
| Date | CLEC Num | CLEC Denom | CLEC Result | CLEC Std Dev | Qwest Num | Qwest Denom | Qwest Result | Mod Z Scr | Parity Scr |
| Jan-04 | 7 | 1 | 7.00 | | 442 | 100 | 4.42 | 0.76 | -0.54 |
| Feb-04 | 6 | 2 | 3.00 | 2.83 | 442 | 91 | 4.86 | -0.41 | -1.25 |
| Mar-04 | 8 | 2 | 4.00 | 1.41 | 454 | 81 | 5.60 | -0.17 | -1.1 |
| Apr-04 | 4 | 1 | 4.00 | | 480 | 93 | 5.16 | -0.15 | -1.09 |
| May-04 | | | | | | | | | |
| Jun-04 | 2 | 1 | 2.00 | | 543 | 112 | 4.85 | -0.45 | -1.27 |
| Jul-04 | 4 | 2 | 2.00 | 0.00 | 627 | 130 | 4.82 | -0.71 | -1.43 |
| Aug-04 | 2 | 1 | 2.00 | | 742 | 137 | 5.42 | -0.59 | -1.36 |
| Sep-04 | | | | | | | | | |
| Oct-04 | | | | | | | | | |
| Nov-04 | 15 | 3 | 5.00 | 2.65 | 557 | 122 | 4.57 | 0.36 | -0.78 |
| Dec-04 | 15 | 4 | 3.75 | 3.59 | 586 | 113 | 5.19 | -0.25 | -1.15 |

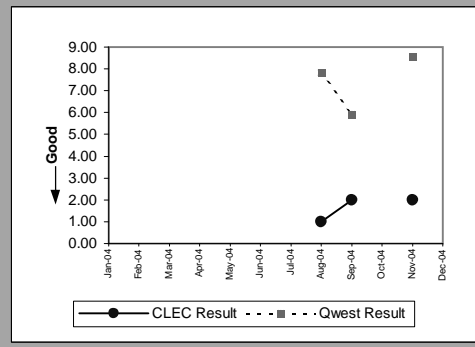


| UNE - P (POTS) (Parity) | | | | | | | | | |
|-------------------------|----------|------------|-------------|--------------|-----------|-------------|--------------|-----------|------------|
| Date | CLEC Num | CLEC Denom | CLEC Result | CLEC Std Dev | Qwest Num | Qwest Denom | Qwest Result | Mod Z Scr | Parity Scr |
| Jan-04 | 39 | 2 | 19.50 | 17.68 | 728 | 125 | 5.82 | 1.64 | -0.01 |
| Feb-04 | 11 | 2 | 5.50 | 0.71 | 660 | 117 | 5.64 | -0.03 | -1.02 |
| Mar-04 | 16 | 3 | 5.33 | 1.53 | 688 | 121 | 5.69 | -0.05 | -1.03 |
| Apr-04 | 19 | 3 | 6.33 | 6.81 | 788 | 138 | 5.71 | 0.58 | -0.65 |
| May-04 | 34 | 6 | 5.67 | 5.47 | 645 | 122 | 5.29 | 0.29 | -0.82 |
| Jun-04 | 76 | 10 | 7.60 | 5.72 | 672 | 140 | 4.80 | 1.28 | -0.22 |
| Jul-04 | 48 | 9 | 5.33 | 3.24 | 914 | 162 | 5.64 | -0.11 | -1.07 |
| Aug-04 | 76 | 8 | 9.50 | 9.97 | 923 | 165 | 5.59 | 1.59 | -0.03 |
| Sep-04 | 70 | 7 | 10.00 | 6.06 | 1000 | 184 | 5.43 | 1.83 | 0.11 |
| Oct-04 | 2 | 1 | 2.00 | | 1196 | 194 | 6.16 | -0.5 | -1.3 |
| Nov-04 | 45 | 9 | 5.00 | 2.78 | 815 | 160 | 5.09 | -0.05 | -1.03 |
| Dec-04 | 22 | 3 | 7.33 | 4.16 | 777 | 141 | 5.51 | 0.96 | -0.42 |

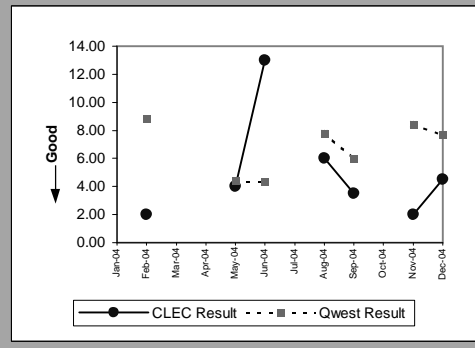


OP-6B-2 - Delayed Days for Facility Reasons (Average Days) - Dispatches outside MSAs

| Residence) (Parity) | | | | | | | | | |
|---------------------|----------|------------|-------------|--------------|-----------|-------------|--------------|-----------|------------|
| Date | CLEC Num | CLEC Denom | CLEC Result | CLEC Std Dev | Qwest Num | Qwest Denom | Qwest Result | Mod Z Scr | Parity Scr |
| Jan-04 | | | | | | | | | |
| Feb-04 | | | | | | | | | |
| Mar-04 | | | | | | | | | |
| Apr-04 | | | | | | | | | |
| May-04 | | | | | | | | | |
| Jun-04 | | | | | | | | | |
| Jul-04 | | | | | | | | | |
| Aug-04 | 1 | 1 | 1.00 | | 344 | 44 | 7.82 | -0.82 | -1.5 |
| Sep-04 | 2 | 1 | 2.00 | | 313 | 53 | 5.91 | -0.63 | -1.38 |
| Oct-04 | | | | | | | | | |
| Nov-04 | 2 | 1 | 2.00 | | 291 | 34 | 8.56 | -0.47 | -1.28 |
| Dec-04 | | | | | | | | | |

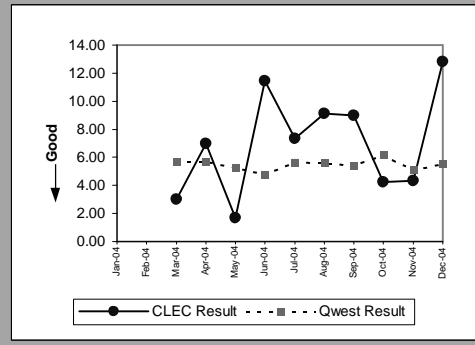


| UNE - P (POTS) (Parity) | | | | | | | | | |
|-------------------------|----------|------------|-------------|--------------|-----------|-------------|--------------|-----------|------------|
| Date | CLEC Num | CLEC Denom | CLEC Result | CLEC Std Dev | Qwest Num | Qwest Denom | Qwest Result | Mod Z Scr | Parity Scr |
| Jan-04 | | | | | | | | | |
| Feb-04 | 2 | 1 | 2.00 | | 186 | 21 | 8.86 | -0.52 | -1.32 |
| Mar-04 | | | | | | | | | |
| Apr-04 | | | | | | | | | |
| May-04 | 4 | 1 | 4.00 | | 124 | 28 | 4.43 | -0.14 | -1.08 |
| Jun-04 | 13 | 1 | 13.00 | | 164 | 38 | 4.32 | 1.85 | 0.13 |
| Jul-04 | | | | | | | | | |
| Aug-04 | 12 | 2 | 6.00 | 7.07 | 366 | 47 | 7.79 | -0.31 | -1.19 |
| Sep-04 | 7 | 2 | 3.50 | 3.54 | 329 | 55 | 5.98 | -0.56 | -1.34 |
| Oct-04 | | | | | | | | | |
| Nov-04 | 2 | 1 | 2.00 | | 355 | 42 | 8.45 | -0.49 | -1.3 |
| Dec-04 | 9 | 2 | 4.50 | 3.54 | 199 | 26 | 7.65 | -0.29 | -1.18 |

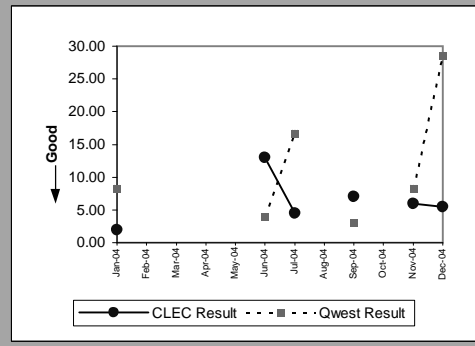


OP-6B-4 - Delayed Days for Facility Reasons (Average Days) - Interval Zone One

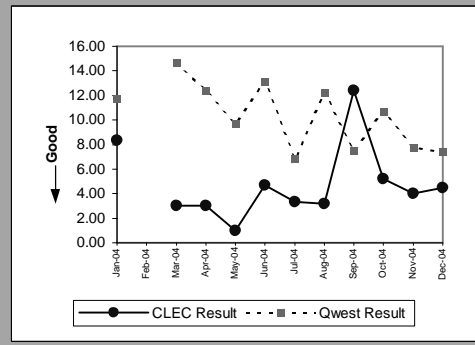
| Unbundled Loop Analog (Parity) | | | | | | | | | |
|--------------------------------|----------|------------|-------------|--------------|-----------|-------------|--------------|-----------|------------|
| Date | CLEC Num | CLEC Denom | CLEC Result | CLEC Std Dev | Qwest Num | Qwest Denom | Qwest Result | Mod Z Scr | Parity Scr |
| Jan-04 | | | | | | | | | |
| Feb-04 | | | | | | | | | |
| Mar-04 | 6 | 2 | 3.00 | 1.41 | 688 | 121 | 5.69 | -0.33 | -1.2 |
| Apr-04 | 56 | 8 | 7.00 | 13.40 | 788 | 138 | 5.71 | 0.66 | -0.6 |
| May-04 | 15 | 9 | 1.67 | 1.66 | 645 | 122 | 5.29 | -1.88 | -2.14 |
| Jun-04 | 103 | 9 | 11.44 | 3.09 | 672 | 140 | 4.80 | 2 | 0.21 |
| Jul-04 | 66 | 9 | 7.33 | 6.10 | 914 | 162 | 5.64 | 0.85 | -0.49 |
| Aug-04 | 73 | 8 | 9.12 | 4.12 | 923 | 165 | 5.59 | 1.51 | -0.08 |
| Sep-04 | 9 | 1 | 9.00 | | 1000 | 184 | 5.43 | 1.01 | -0.39 |
| Oct-04 | 17 | 4 | 4.25 | 2.22 | 1196 | 194 | 6.16 | -0.45 | -1.27 |
| Nov-04 | 91 | 21 | 4.33 | 7.44 | 815 | 160 | 5.09 | -0.61 | -1.37 |
| Dec-04 | 77 | 6 | 12.83 | 17.21 | 777 | 141 | 5.51 | 1.58 | -0.04 |



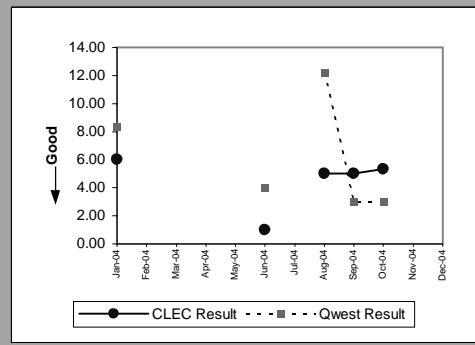
| Unbundled Loop - 2 Wire Non-Loaded (Parity) | | | | | | | | | |
|---|----------|------------|-------------|--------------|-----------|-------------|--------------|-----------|------------|
| Date | CLEC Num | CLEC Denom | CLEC Result | CLEC Std Dev | Qwest Num | Qwest Denom | Qwest Result | Mod Z Scr | Parity Scr |
| Jan-04 | 2 | 1 | 2.00 | | 50 | 6 | 8.33 | -0.76 | -1.46 |
| Feb-04 | | | | | | | | | |
| Mar-04 | | | | | | | | | |
| Apr-04 | | | | | | | | | |
| May-04 | | | | | | | | | |
| Jun-04 | 13 | 1 | 13.00 | | 8 | 2 | 4.00 | | N/A |
| Jul-04 | 9 | 2 | 4.50 | 2.12 | 67 | 4 | 16.75 | -0.85 | -1.52 |
| Aug-04 | | | | | | | | | |
| Sep-04 | 21 | 3 | 7.00 | 4.36 | 6 | 2 | 3.00 | 0.61 | -0.63 |
| Oct-04 | | | | | | | | | |
| Nov-04 | 18 | 3 | 6.00 | 2.65 | 50 | 6 | 8.33 | -0.44 | -1.27 |
| Dec-04 | 11 | 2 | 5.50 | 6.36 | 57 | 2 | 28.50 | -4.65 | -3.82 |



| Unbundled Loop - DS1 Capable (Parity) | | | | | | | | | |
|---------------------------------------|----------|------------|-------------|--------------|-----------|-------------|--------------|-----------|------------|
| Date | CLEC Num | CLEC Denom | CLEC Result | CLEC Std Dev | Qwest Num | Qwest Denom | Qwest Result | Mod Z Scr | Parity Scr |
| Jan-04 | 50 | 6 | 8.33 | 6.15 | 199 | 17 | 11.71 | -0.76 | -1.46 |
| Feb-04 | | | | | | | | | |
| Mar-04 | 6 | 2 | 3.00 | 1.41 | 88 | 6 | 14.67 | -1.05 | -1.64 |
| Apr-04 | 3 | 1 | 3.00 | | 37 | 3 | 12.33 | -0.55 | -1.34 |
| May-04 | 1 | 1 | 1.00 | | 68 | 7 | 9.71 | -1.52 | -1.92 |
| Jun-04 | 14 | 3 | 4.67 | 4.62 | 105 | 8 | 13.12 | -0.96 | -1.58 |
| Jul-04 | 10 | 3 | 3.33 | 1.53 | 75 | 11 | 6.82 | -0.86 | -1.52 |
| Aug-04 | 35 | 11 | 3.18 | 2.36 | 134 | 11 | 12.18 | -3.28 | -3 |
| Sep-04 | 62 | 5 | 12.40 | 10.11 | 45 | 6 | 7.50 | 0.76 | -0.54 |
| Oct-04 | 26 | 5 | 5.20 | 5.67 | 128 | 12 | 10.67 | -1.14 | -1.69 |
| Nov-04 | 8 | 2 | 4.00 | 4.24 | 93 | 12 | 7.75 | -1.71 | -2.04 |
| Dec-04 | 18 | 4 | 4.50 | 7.00 | 37 | 5 | 7.40 | -1.21 | -1.73 |

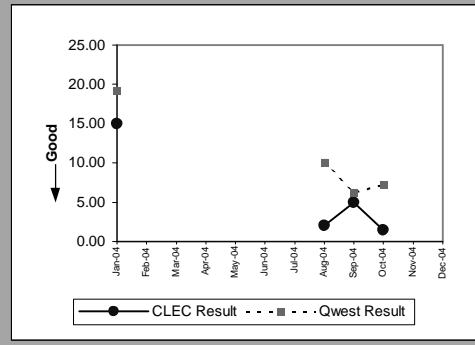


| Unbundled Loop ISDN Capable (Parity) | | | | | | | | | |
|--------------------------------------|----------|------------|-------------|--------------|-----------|-------------|--------------|-----------|------------|
| Date | CLEC Num | CLEC Denom | CLEC Result | CLEC Std Dev | Qwest Num | Qwest Denom | Qwest Result | Mod Z Scr | Parity Scr |
| Jan-04 | 6 | 1 | 6.00 | | 50 | 6 | 8.33 | -0.28 | -1.17 |
| Feb-04 | | | | | | | | | |
| Mar-04 | | | | | | | | | |
| Apr-04 | | | | | | | | | |
| May-04 | | | | | | | | | |
| Jun-04 | 1 | 1 | 1.00 | | 8 | 2 | 4.00 | | N/A |
| Jul-04 | | | | | | | | | |
| Aug-04 | 5 | 1 | 5.00 | | 73 | 6 | 12.17 | -0.77 | -1.47 |
| Sep-04 | 5 | 1 | 5.00 | | 6 | 2 | 3.00 | 0.66 | -0.6 |
| Oct-04 | 16 | 3 | 5.33 | 5.13 | 3 | 1 | 3.00 | | N/A |
| Nov-04 | | | | | | | | | |
| Dec-04 | | | | | | | | | |



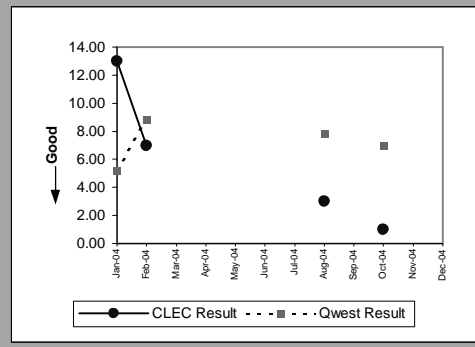
OP-6B-4 - Delayed Days for Facility Reasons (Average Days) - Interval Zone One

| Unbundled Loop - ADSL Qualified (Parity) | | | | | | | | | |
|--|----------|------------|-------------|--------------|-----------|-------------|--------------|-----------|------------|
| Date | CLEC Num | CLEC Denom | CLEC Result | CLEC Std Dev | Qwest Num | Qwest Denom | Qwest Result | Mod Z Scr | Parity Scr |
| Jan-04 | 15 | 1 | 15.00 | | 115 | 6 | 19.17 | -0.19 | -1.11 |
| Feb-04 | | | | | | | | | |
| Mar-04 | | | | | | | | | |
| Apr-04 | | | | | | | | | |
| May-04 | | | | | | | | | |
| Jun-04 | | | | | | | | | |
| Jul-04 | | | | | | | | | |
| Aug-04 | 2 | 1 | 2.00 | | 304 | 30 | 10.13 | -1 | -1.61 |
| Sep-04 | 5 | 1 | 5.00 | | 195 | 31 | 6.29 | -0.24 | -1.14 |
| Oct-04 | 3 | 2 | 1.50 | 0.71 | 152 | 21 | 7.24 | -1.55 | -1.94 |
| Nov-04 | | | | | | | | | |
| Dec-04 | | | | | | | | | |

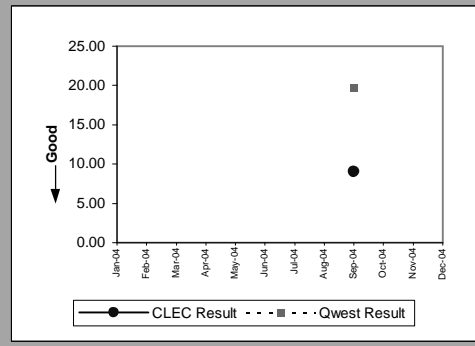


OP-6B-5 - Delayed Days for Facility Reasons (Average Days) - Interval Zone Two

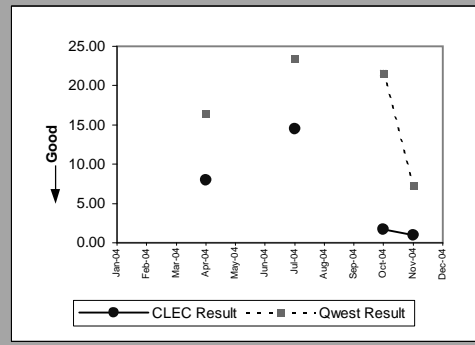
| Unbundled Loop Analog (Parity) | | | | | | | | | |
|--------------------------------|----------|------------|-------------|--------------|-----------|-------------|--------------|-----------|------------|
| Date | CLEC Num | CLEC Denom | CLEC Result | CLEC Std Dev | Qwest Num | Qwest Denom | Qwest Result | Mod Z Scr | Parity Scr |
| Jan-04 | 26 | 2 | 13.00 | 0.00 | 140 | 27 | 5.19 | 2.23 | 0.35 |
| Feb-04 | 14 | 2 | 7.00 | 0.00 | 186 | 21 | 8.86 | -0.2 | -1.12 |
| Mar-04 | | | | | | | | | |
| Apr-04 | | | | | | | | | |
| May-04 | | | | | | | | | |
| Jun-04 | | | | | | | | | |
| Jul-04 | | | | | | | | | |
| Aug-04 | 3 | 1 | 3.00 | | 366 | 47 | 7.79 | -0.59 | -1.36 |
| Sep-04 | | | | | | | | | |
| Oct-04 | 3 | 3 | 1.00 | 0.00 | 209 | 30 | 6.97 | -0.95 | -1.58 |
| Nov-04 | | | | | | | | | |
| Dec-04 | | | | | | | | | |



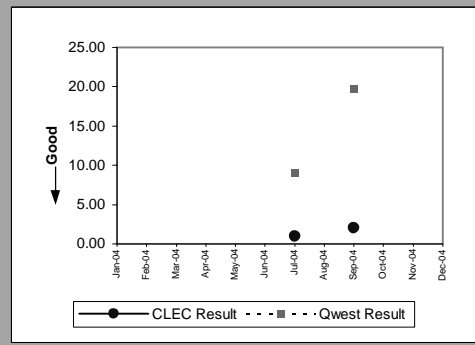
| Unbundled Loop - 2 Wire Non-Loaded (Parity) | | | | | | | | | |
|---|----------|------------|-------------|--------------|-----------|-------------|--------------|-----------|------------|
| Date | CLEC Num | CLEC Denom | CLEC Result | CLEC Std Dev | Qwest Num | Qwest Denom | Qwest Result | Mod Z Scr | Parity Scr |
| Jan-04 | | | | | | | | | |
| Feb-04 | | | | | | | | | |
| Mar-04 | | | | | | | | | |
| Apr-04 | | | | | | | | | |
| May-04 | | | | | | | | | |
| Jun-04 | | | | | | | | | |
| Jul-04 | | | | | | | | | |
| Aug-04 | | | | | | | | | |
| Sep-04 | 18 | 2 | 9.00 | 7.07 | 118 | 6 | 19.67 | -0.51 | -1.31 |
| Oct-04 | | | | | | | | | |
| Nov-04 | | | | | | | | | |
| Dec-04 | | | | | | | | | |



| Unbundled Loop - DS1 Capable (Parity) | | | | | | | | | |
|---------------------------------------|----------|------------|-------------|--------------|-----------|-------------|--------------|-----------|------------|
| Date | CLEC Num | CLEC Denom | CLEC Result | CLEC Std Dev | Qwest Num | Qwest Denom | Qwest Result | Mod Z Scr | Parity Scr |
| Jan-04 | | | | | | | | | |
| Feb-04 | | | | | | | | | |
| Mar-04 | | | | | | | | | |
| Apr-04 | 8 | 1 | 8.00 | | 131 | 8 | 16.38 | -0.39 | -1.24 |
| May-04 | | | | | | | | | |
| Jun-04 | | | | | | | | | |
| Jul-04 | 58 | 4 | 14.50 | 9.11 | 257 | 11 | 23.36 | -0.41 | -1.25 |
| Aug-04 | | | | | | | | | |
| Sep-04 | | | | | | | | | |
| Oct-04 | 7 | 4 | 1.75 | 1.50 | 367 | 17 | 21.59 | -2.22 | -2.35 |
| Nov-04 | 1 | 1 | 1.00 | | 65 | 9 | 7.22 | -0.74 | -1.45 |
| Dec-04 | | | | | | | | | |

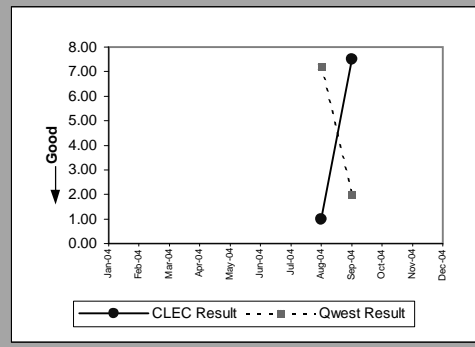


| Unbundled Loop ISDN Capable (Parity) | | | | | | | | | |
|--------------------------------------|----------|------------|-------------|--------------|-----------|-------------|--------------|-----------|------------|
| Date | CLEC Num | CLEC Denom | CLEC Result | CLEC Std Dev | Qwest Num | Qwest Denom | Qwest Result | Mod Z Scr | Parity Scr |
| Jan-04 | | | | | | | | | |
| Feb-04 | | | | | | | | | |
| Mar-04 | | | | | | | | | |
| Apr-04 | | | | | | | | | |
| May-04 | | | | | | | | | |
| Jun-04 | | | | | | | | | |
| Jul-04 | 1 | 1 | 1.00 | | 18 | 2 | 9.00 | -1.54 | -1.94 |
| Aug-04 | | | | | | | | | |
| Sep-04 | 2 | 1 | 2.00 | | 118 | 6 | 19.67 | -0.64 | -1.39 |
| Oct-04 | | | | | | | | | |
| Nov-04 | | | | | | | | | |
| Dec-04 | | | | | | | | | |

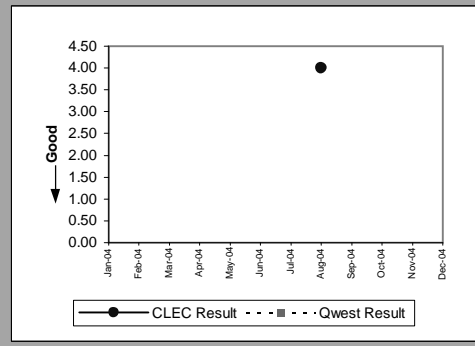


OP-6B-5 - Delayed Days for Facility Reasons (Average Days) - Interval Zone Two

| Unbundled Loop - ADSL Qualified) (Parity) | | | | | | | | | |
|---|----------|------------|-------------|--------------|-----------|-------------|--------------|-----------|------------|
| Date | CLEC Num | CLEC Denom | CLEC Result | CLEC Std Dev | Qwest Num | Qwest Denom | Qwest Result | Mod Z Scr | Parity Scr |
| Jan-04 | | | | | | | | | |
| Feb-04 | | | | | | | | | |
| Mar-04 | | | | | | | | | |
| Apr-04 | | | | | | | | | |
| May-04 | | | | | | | | | |
| Jun-04 | | | | | | | | | |
| Jul-04 | | | | | | | | | |
| Aug-04 | 1 | 1 | 1.00 | | 72 | 10 | 7.20 | -1.94 | -2.18 |
| Sep-04 | 30 | 4 | 7.50 | 6.24 | 8 | 4 | 2.00 | 1.26 | -0.23 |
| Oct-04 | | | | | | | | | |
| Nov-04 | | | | | | | | | |
| Dec-04 | | | | | | | | | |

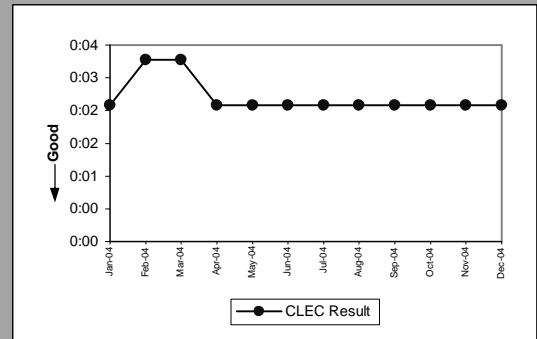


| Dark Fiber - Loop) (Diagnostic) | | | | | | | | | |
|---------------------------------|----------|------------|-------------|--------------|-----------|-------------|--------------|-----------|------------|
| Date | CLEC Num | CLEC Denom | CLEC Result | CLEC Std Dev | Qwest Num | Qwest Denom | Qwest Result | Mod Z Scr | Parity Scr |
| Jan-04 | | | | | | | | | |
| Feb-04 | | | | | | | | | |
| Mar-04 | | | | | | | | | |
| Apr-04 | | | | | | | | | |
| May-04 | | | | | | | | | |
| Jun-04 | | | | | | | | | |
| Jul-04 | | | | | | | | | |
| Aug-04 | 4 | 1 | 4.00 | | | | | | N/A |
| Sep-04 | | | | | | | | | |
| Oct-04 | | | | | | | | | |
| Nov-04 | | | | | | | | | |
| Dec-04 | | | | | | | | | |

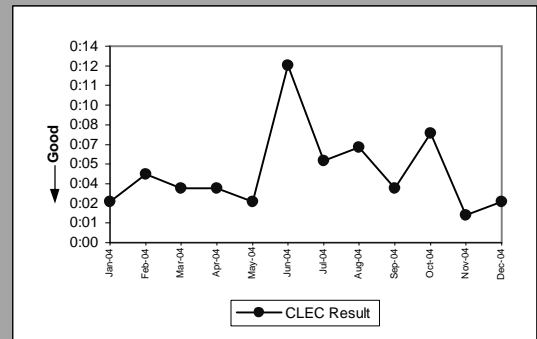


OP-7 - Coordinated "Hot Cut" Interval (Hours:Minutes)

| Unbundled Loop - Analog (Diagnostic) | | | | |
|--------------------------------------|-----------|-------------|-------------|------|
| Date | Numerator | Denominator | CLEC Result | |
| Jan-04 | | 28:44 | 605 | 0:03 |
| Feb-04 | | 40:08 | 598 | 0:04 |
| Mar-04 | | 41:18 | 633 | 0:04 |
| Apr-04 | | 26:14 | 589 | 0:03 |
| May-04 | | 21:04 | 471 | 0:03 |
| Jun-04 | | 21:43 | 461 | 0:03 |
| Jul-04 | | 28:25 | 627 | 0:03 |
| Aug-04 | | 34:41 | 626 | 0:03 |
| Sep-04 | | 26:26 | 593 | 0:03 |
| Oct-04 | | 34:25 | 663 | 0:03 |
| Nov-04 | | 29:29 | 629 | 0:03 |
| Dec-04 | | 24:26 | 535 | 0:03 |

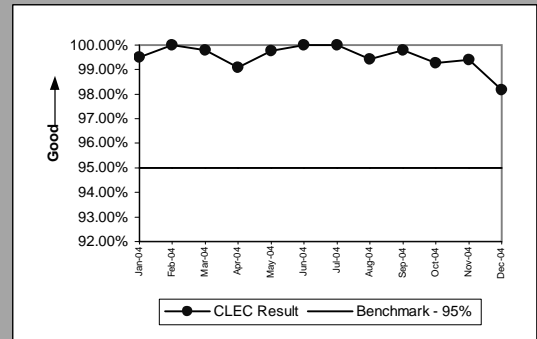


| Unbundled Loop Other (Diagnostic) | | | | |
|-----------------------------------|-----------|-------------|-------------|------|
| Date | Numerator | Denominator | CLEC Result | |
| Jan-04 | | 0:30 | 10 | 0:03 |
| Feb-04 | | 0:55 | 11 | 0:05 |
| Mar-04 | | 0:39 | 9 | 0:04 |
| Apr-04 | | 0:48 | 13 | 0:04 |
| May-04 | | 1:10 | 23 | 0:03 |
| Jun-04 | | 3:40 | 17 | 0:13 |
| Jul-04 | | 1:45 | 17 | 0:06 |
| Aug-04 | | 2:23 | 20 | 0:07 |
| Sep-04 | | 0:51 | 12 | 0:04 |
| Oct-04 | | 1:18 | 10 | 0:08 |
| Nov-04 | | 0:11 | 5 | 0:02 |
| Dec-04 | | 0:25 | 8 | 0:03 |

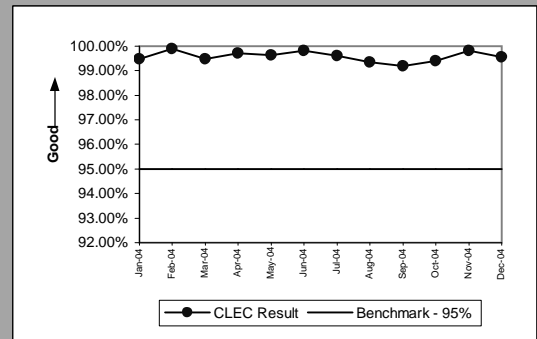


OP-8 - Number Portability Timeliness (Percent)

| Number Portability Timeliness (Percent) (OP-8) B) (Benchmark) | | | | |
|---|-----------|-------------|-------------|--|
| Date | Numerator | Denominator | CLEC Result | |
| Jan-04 | 409 | 411 | 99.51% | |
| Feb-04 | 472 | 472 | 100.00% | |
| Mar-04 | 494 | 495 | 99.80% | |
| Apr-04 | 440 | 444 | 99.10% | |
| May-04 | 415 | 416 | 99.76% | |
| Jun-04 | 410 | 410 | 100.00% | |
| Jul-04 | 483 | 483 | 100.00% | |
| Aug-04 | 513 | 516 | 99.42% | |
| Sep-04 | 467 | 468 | 99.79% | |
| Oct-04 | 553 | 557 | 99.28% | |
| Nov-04 | 493 | 496 | 99.40% | |
| Dec-04 | 107 | 109 | 98.17% | |

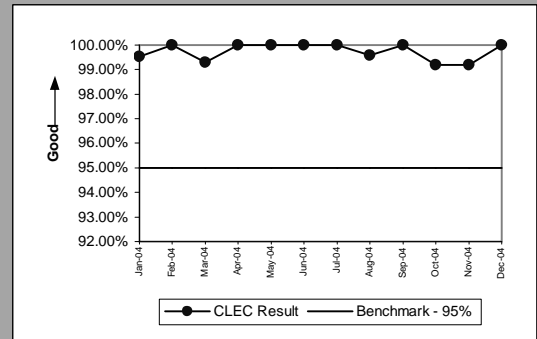


| Percentage of LNP Triggers Set Prior to the Frame Due Time (Percent) (OP-8C)) (Benchmark) | | | | |
|--|-----------|-------------|-------------|--|
| Date | Numerator | Denominator | CLEC Result | |
| Jan-04 | 1940 | 1950 | 99.49% | |
| Feb-04 | 7570 | 7577 | 99.91% | |
| Mar-04 | 2692 | 2706 | 99.48% | |
| Apr-04 | 3746 | 3757 | 99.71% | |
| May-04 | 3628 | 3641 | 99.64% | |
| Jun-04 | 5185 | 5194 | 99.83% | |
| Jul-04 | 4341 | 4358 | 99.61% | |
| Aug-04 | 4024 | 4050 | 99.36% | |
| Sep-04 | 2345 | 2364 | 99.20% | |
| Oct-04 | 1657 | 1667 | 99.40% | |
| Nov-04 | 2910 | 2915 | 99.83% | |
| Dec-04 | 1112 | 1117 | 99.55% | |

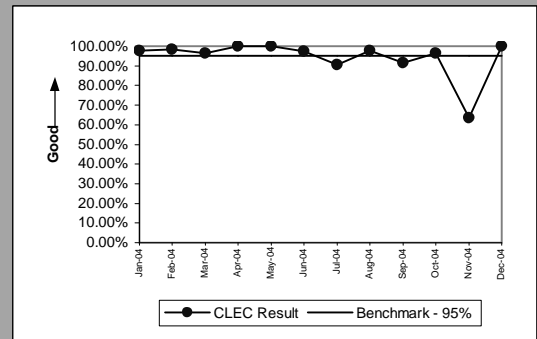


OP-13 - Coordinated Cuts on Time (Percent)

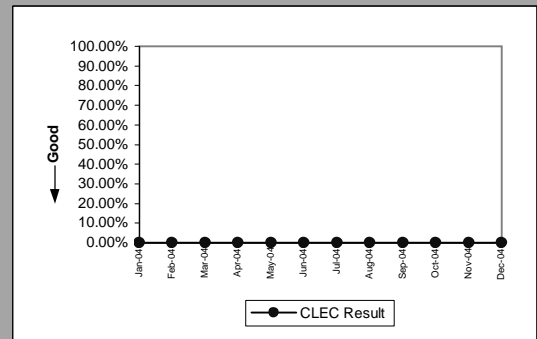
| Coordinated Cuts Completed on Time) (Percent) Unbundled Loop - Analog (OP-13A)) (Benchmark) | | | | |
|--|-----------|-------------|-------------|---------|
| Date | Numerator | Denominator | CLEC Result | |
| Jan-04 | | 218 | 219 | 99.54% |
| Feb-04 | | 231 | 231 | 100.00% |
| Mar-04 | | 280 | 282 | 99.29% |
| Apr-04 | | 208 | 208 | 100.00% |
| May-04 | | 184 | 184 | 100.00% |
| Jun-04 | | 203 | 203 | 100.00% |
| Jul-04 | | 210 | 210 | 100.00% |
| Aug-04 | | 245 | 246 | 99.59% |
| Sep-04 | | 254 | 254 | 100.00% |
| Oct-04 | | 246 | 248 | 99.19% |
| Nov-04 | | 244 | 246 | 99.19% |
| Dec-04 | | 215 | 215 | 100.00% |



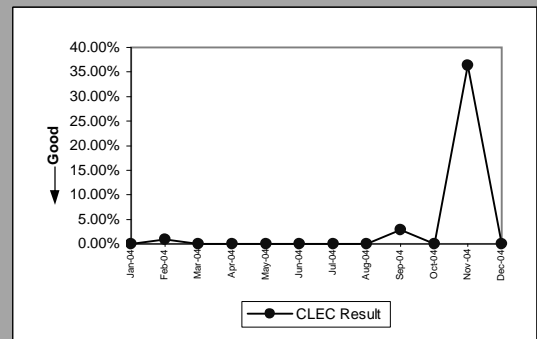
| Coordinated Cuts Completed on Time) (Percent) Unbundled Loop Other (OP-13A)) (Benchmark) | | | | |
|---|-----------|-------------|-------------|---------|
| Date | Numerator | Denominator | CLEC Result | |
| Jan-04 | | 123 | 126 | 97.62% |
| Feb-04 | | 113 | 115 | 98.26% |
| Mar-04 | | 111 | 115 | 96.52% |
| Apr-04 | | 42 | 42 | 100.00% |
| May-04 | | 39 | 39 | 100.00% |
| Jun-04 | | 38 | 39 | 97.44% |
| Jul-04 | | 39 | 43 | 90.70% |
| Aug-04 | | 46 | 47 | 97.87% |
| Sep-04 | | 32 | 35 | 91.43% |
| Oct-04 | | 28 | 29 | 96.55% |
| Nov-04 | | 21 | 33 | 63.64% |
| Dec-04 | | 21 | 21 | 100.00% |



| Coordinated Cuts Started Without CLEC Approval) (Percent) Unbundled Loop - Analog (OP-13B)) (Diagnostic) | | | | |
|---|-----------|-------------|-------------|-------|
| Date | Numerator | Denominator | CLEC Result | |
| Jan-04 | 0 | | 219 | 0.00% |
| Feb-04 | 0 | | 231 | 0.00% |
| Mar-04 | 0 | | 282 | 0.00% |
| Apr-04 | 0 | | 208 | 0.00% |
| May-04 | 0 | | 184 | 0.00% |
| Jun-04 | 0 | | 203 | 0.00% |
| Jul-04 | 0 | | 210 | 0.00% |
| Aug-04 | 0 | | 246 | 0.00% |
| Sep-04 | 0 | | 254 | 0.00% |
| Oct-04 | 0 | | 248 | 0.00% |
| Nov-04 | 0 | | 246 | 0.00% |
| Dec-04 | 0 | | 215 | 0.00% |

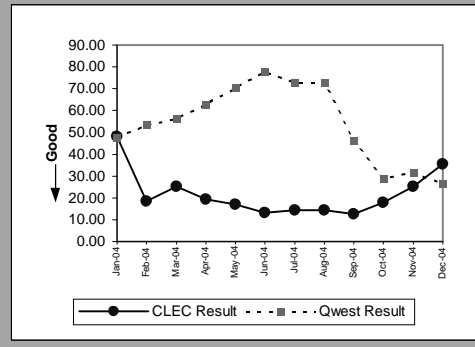


| Coordinated Cuts Started Without CLEC Approval) (Percent) Unbundled Loop Other (OP-13B)) (Diagnostic) | | | | |
|--|-----------|-------------|-------------|--------|
| Date | Numerator | Denominator | CLEC Result | |
| Jan-04 | 0 | | 126 | 0.00% |
| Feb-04 | 1 | | 115 | 0.87% |
| Mar-04 | 0 | | 115 | 0.00% |
| Apr-04 | 0 | | 42 | 0.00% |
| May-04 | 0 | | 39 | 0.00% |
| Jun-04 | 0 | | 39 | 0.00% |
| Jul-04 | 0 | | 43 | 0.00% |
| Aug-04 | 0 | | 47 | 0.00% |
| Sep-04 | 1 | | 35 | 2.86% |
| Oct-04 | 0 | | 29 | 0.00% |
| Nov-04 | 12 | | 33 | 36.36% |
| Dec-04 | 0 | | 21 | 0.00% |

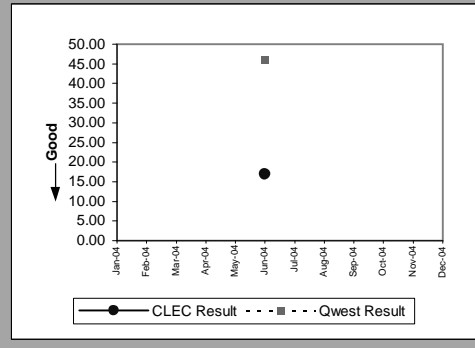


OP-15A - Interval for Pending Orders Delayed Past Due Date

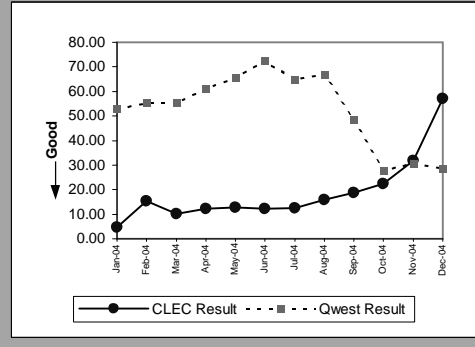
| Residence) (Diagnostic) | | | | | | | | | |
|-------------------------|----------|------------|-------------|---------------|-----------|-------------|--------------|-----------|------------|
| Date | CLEC Num | CLEC Denom | CLEC Result | Standard Dev. | Qwest Num | Qwest Denom | Qwest Result | Mod Z Scr | Parity Scr |
| Jan-04 | 48 | 1 | 48.00 | | 14487 | 304 | 47.65 | 0.56 | -0.66 |
| Feb-04 | 92 | 5 | 18.40 | 28.03 | 18135 | 339 | 53.50 | -1 | -1.61 |
| Mar-04 | 101 | 4 | 25.25 | 43.90 | 21307 | 378 | 56.37 | -0.81 | -1.49 |
| Apr-04 | 214 | 11 | 19.45 | 31.56 | 26882 | 428 | 62.81 | -1.78 | -2.08 |
| May-04 | 170 | 10 | 17.00 | 10.60 | 32128 | 457 | 70.30 | -1.97 | -2.2 |
| Jun-04 | 132 | 10 | 13.20 | 12.39 | 36246 | 465 | 77.95 | -2.41 | -2.46 |
| Jul-04 | 116 | 8 | 14.50 | 8.09 | 39862 | 546 | 73.01 | -1.87 | -2.14 |
| Aug-04 | 130 | 9 | 14.44 | 11.73 | 47705 | 657 | 72.61 | -1.96 | -2.19 |
| Sep-04 | 127 | 10 | 12.70 | 15.61 | 17444 | 379 | 46.03 | -1.37 | -1.83 |
| Oct-04 | 232 | 13 | 17.85 | 19.88 | 8511 | 292 | 29.15 | -1.37 | -1.83 |
| Nov-04 | 152 | 6 | 25.33 | 34.34 | 8926 | 282 | 31.65 | -0.48 | -1.29 |
| Dec-04 | 177 | 5 | 35.40 | 46.92 | 4740 | 178 | 26.63 | 0.59 | -0.64 |



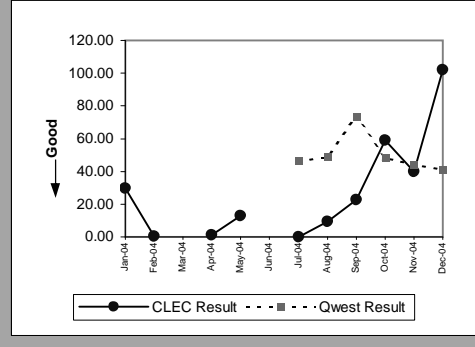
| Business) (Diagnostic) | | | | | | | | | |
|------------------------|----------|------------|-------------|---------------|-----------|-------------|--------------|-----------|------------|
| Date | CLEC Num | CLEC Denom | CLEC Result | Standard Dev. | Qwest Num | Qwest Denom | Qwest Result | Mod Z Scr | Parity Scr |
| Jan-04 | | | | | | | | | |
| Feb-04 | | | | | | | | | |
| Mar-04 | | | | | | | | | |
| Apr-04 | | | | | | | | | |
| May-04 | | | | | | | | | |
| Jun-04 | 17 | 1 | 17.00 | | 4559 | 99 | 46.05 | -0.53 | -1.32 |
| Jul-04 | | | | | | | | | |
| Aug-04 | | | | | | | | | |
| Sep-04 | | | | | | | | | |
| Oct-04 | | | | | | | | | |
| Nov-04 | | | | | | | | | |
| Dec-04 | | | | | | | | | |



| UNE - P (POTS) (Diagnostic) | | | | | | | | | |
|-----------------------------|----------|------------|-------------|---------------|-----------|-------------|--------------|-----------|------------|
| Date | CLEC Num | CLEC Denom | CLEC Result | Standard Dev. | Qwest Num | Qwest Denom | Qwest Result | Mod Z Scr | Parity Scr |
| Jan-04 | 72 | 15 | 4.80 | 7.85 | 21220 | 401 | 52.92 | -2.1 | -2.28 |
| Feb-04 | 107 | 7 | 15.29 | 17.14 | 24288 | 440 | 55.20 | -1.29 | -1.78 |
| Mar-04 | 174 | 17 | 10.24 | 18.31 | 25838 | 467 | 55.33 | -2.27 | -2.38 |
| Apr-04 | 416 | 34 | 12.24 | 17.49 | 32197 | 525 | 61.33 | -3.31 | -3.01 |
| May-04 | 572 | 45 | 12.71 | 18.41 | 36737 | 560 | 65.60 | -4.19 | -3.55 |
| Jun-04 | 977 | 79 | 12.37 | 17.72 | 40805 | 564 | 72.35 | -6.19 | -4.77 |
| Jul-04 | 759 | 61 | 12.44 | 11.39 | 44948 | 693 | 64.86 | -4.75 | -3.89 |
| Aug-04 | 1685 | 106 | 15.90 | 14.80 | 54641 | 817 | 66.88 | -5.92 | -4.6 |
| Sep-04 | 1835 | 98 | 18.72 | 18.09 | 23805 | 491 | 48.48 | -3.67 | -3.23 |
| Oct-04 | 1619 | 72 | 22.49 | 22.67 | 10136 | 362 | 28.00 | -1.51 | -1.92 |
| Nov-04 | 1395 | 44 | 31.70 | 32.74 | 10928 | 355 | 30.78 | 0.28 | -0.83 |
| Dec-04 | 1311 | 23 | 57.00 | 36.99 | 6881 | 240 | 28.67 | 3.72 | 1.26 |

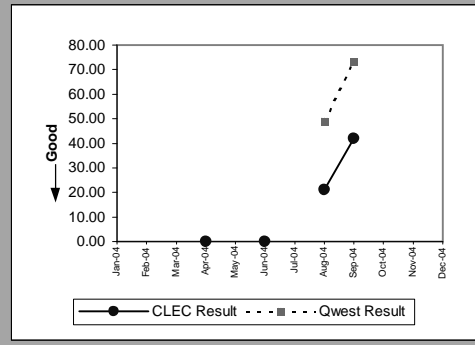


| Line Sharing) (Diagnostic) | | | | | | | | | |
|----------------------------|----------|------------|-------------|---------------|-----------|-------------|--------------|-----------|------------|
| Date | CLEC Num | CLEC Denom | CLEC Result | Standard Dev. | Qwest Num | Qwest Denom | Qwest Result | Mod Z Scr | Parity Scr |
| Jan-04 | 119 | 4 | 29.75 | 32.29 | | | | | N/A |
| Feb-04 | 1 | 2 | 0.50 | 0.71 | | | | | N/A |
| Mar-04 | | | | | | | | | N/A |
| Apr-04 | 3 | 3 | 1.00 | 1.73 | | | | | N/A |
| May-04 | 13 | 1 | 13.00 | | | | | | N/A |
| Jun-04 | | | | | | | | | |
| Jul-04 | 0 | 1 | 0.00 | | 3798 | 82 | 46.32 | -0.75 | -1.46 |
| Aug-04 | 47 | 5 | 9.40 | 8.20 | 4351 | 89 | 48.89 | -1.3 | -1.79 |
| Sep-04 | 45 | 2 | 22.50 | 21.92 | 4546 | 62 | 73.32 | -0.87 | -1.53 |
| Oct-04 | 59 | 1 | 59.00 | | 2472 | 51 | 48.47 | 0.69 | -0.58 |
| Nov-04 | 80 | 2 | 40.00 | 56.57 | 2203 | 50 | 44.06 | -0.07 | -1.04 |
| Dec-04 | 102 | 1 | 102.00 | | 1432 | 35 | 40.91 | 1.27 | -0.23 |



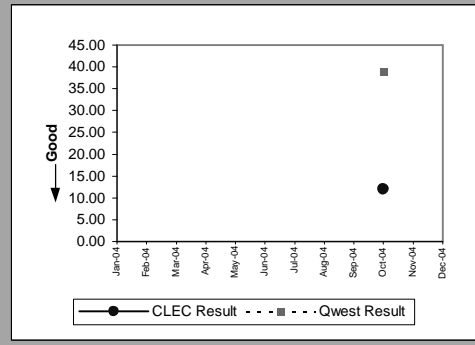
OP-15A - Interval for Pending Orders Delayed Past Due Date

| Line Splitting (Diagnostic) | | | | | | | | | |
|-----------------------------|----------|------------|-------------|---------------|-----------|-------------|--------------|-----------|------------|
| Date | CLEC Num | CLEC Denom | CLEC Result | Standard Dev. | Qwest Num | Qwest Denom | Qwest Result | Mod Z Scr | Parity Scr |
| Jan-04 | | | | | | | | | |
| Feb-04 | | | | | | | | | |
| Mar-04 | | | | | | | | | |
| Apr-04 | 0 | 1 | 0.00 | | | | | | N/A |
| May-04 | | | | | | | | | |
| Jun-04 | 0 | 1 | 0.00 | | | | | | N/A |
| Jul-04 | | | | | | | | | |
| Aug-04 | 21 | 1 | 21.00 | | 4351 | 89 | 48.89 | -0.42 | -1.25 |
| Sep-04 | 42 | 1 | 42.00 | | 4546 | 62 | 73.32 | -0.38 | -1.23 |
| Oct-04 | | | | | | | | | |
| Nov-04 | | | | | | | | | |
| Dec-04 | | | | | | | | | |



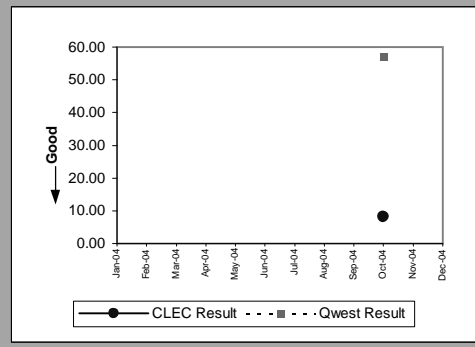
OP-15A - Interval for Pending Orders Delayed Past Due Date

| DS0 (Diagnostic) | | | | | | | | | |
|------------------|----------|------------|-------------|---------------|-----------|-------------|--------------|-----------|------------|
| Date | CLEC Num | CLEC Denom | CLEC Result | Standard Dev. | Qwest Num | Qwest Denom | Qwest Result | Mod Z Scr | Parity Scr |
| Jan-04 | | | | | | | | | |
| Feb-04 | | | | | | | | | |
| Mar-04 | | | | | | | | | |
| Apr-04 | | | | | | | | | |
| May-04 | | | | | | | | | |
| Jun-04 | | | | | | | | | |
| Jul-04 | | | | | | | | | |
| Aug-04 | | | | | | | | | |
| Sep-04 | | | | | | | | | |
| Oct-04 | 12 | 1 | 12.00 | | 505 | 13 | 38.85 | -0.62 | -1.37 |
| Nov-04 | | | | | | | | | |
| Dec-04 | | | | | | | | | |

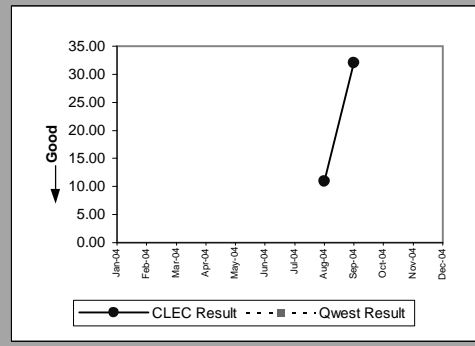


OP-15A - Interval for Pending Orders Delayed Past Due Date

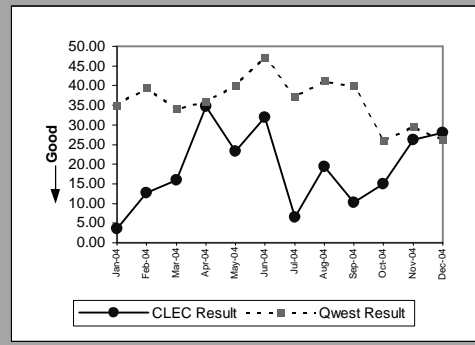
| LIS Trunk (Diagnostic) | | | | | | | | | |
|------------------------|----------|------------|-------------|---------------|-----------|-------------|--------------|-----------|------------|
| Date | CLEC Num | CLEC Denom | CLEC Result | Standard Dev. | Qwest Num | Qwest Denom | Qwest Result | Mod Z Scr | Parity Scr |
| Jan-04 | | | | | | | | | |
| Feb-04 | | | | | | | | | |
| Mar-04 | | | | | | | | | |
| Apr-04 | | | | | | | | | |
| May-04 | | | | | | | | | |
| Jun-04 | | | | | | | | | |
| Jul-04 | | | | | | | | | |
| Aug-04 | | | | | | | | | |
| Sep-04 | | | | | | | | | |
| Oct-04 | 65 | 8 | 8.12 | 6.73 | 514 | 9 | 57.11 | -1.9 | -2.16 |
| Nov-04 | | | | | | | | | |
| Dec-04 | | | | | | | | | |



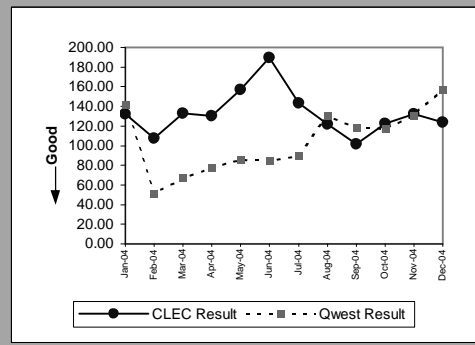
| Dark Fiber - IOF (Diagnostic) | | | | | | | | | |
|-------------------------------|----------|------------|-------------|---------------|-----------|-------------|--------------|-----------|------------|
| Date | CLEC Num | CLEC Denom | CLEC Result | Standard Dev. | Qwest Num | Qwest Denom | Qwest Result | Mod Z Scr | Parity Scr |
| Jan-04 | | | | | | | | | |
| Feb-04 | | | | | | | | | |
| Mar-04 | | | | | | | | | |
| Apr-04 | | | | | | | | | |
| May-04 | | | | | | | | | |
| Jun-04 | | | | | | | | | |
| Jul-04 | | | | | | | | | |
| Aug-04 | 11 | 1 | 11.00 | | | | | | N/A |
| Sep-04 | 32 | 1 | 32.00 | | | | | | N/A |
| Oct-04 | | | | | | | | | |
| Nov-04 | | | | | | | | | |
| Dec-04 | | | | | | | | | |



| Unbundled Loop Analog (Diagnostic) | | | | | | | | | |
|------------------------------------|----------|------------|-------------|---------------|-----------|-------------|--------------|-----------|------------|
| Date | CLEC Num | CLEC Denom | CLEC Result | Standard Dev. | Qwest Num | Qwest Denom | Qwest Result | Mod Z Scr | Parity Scr |
| Jan-04 | 47 | 13 | 3.62 | 11.29 | 6336 | 181 | 35.01 | -1.66 | -2.01 |
| Feb-04 | 76 | 6 | 12.67 | 23.83 | 7829 | 199 | 39.34 | -0.97 | -1.59 |
| Mar-04 | 127 | 8 | 15.88 | 3.18 | 7110 | 209 | 34.02 | -0.99 | -1.6 |
| Apr-04 | 277 | 8 | 34.62 | 12.37 | 9043 | 251 | 36.03 | -0.07 | -1.04 |
| May-04 | 467 | 20 | 23.35 | 27.16 | 10928 | 274 | 39.88 | -1.32 | -1.8 |
| Jun-04 | 32 | 1 | 32.00 | | 13539 | 287 | 47.17 | -0.26 | -1.16 |
| Jul-04 | 137 | 21 | 6.52 | 11.54 | 15949 | 430 | 37.09 | -2.54 | -2.55 |
| Aug-04 | 116 | 6 | 19.33 | 29.19 | 20950 | 508 | 41.24 | -0.95 | -1.58 |
| Sep-04 | 317 | 31 | 10.23 | 18.97 | 13430 | 337 | 39.85 | -2.72 | -2.65 |
| Oct-04 | 346 | 23 | 15.04 | 28.19 | 6477 | 248 | 26.12 | -1.97 | -2.2 |
| Nov-04 | 605 | 23 | 26.30 | 33.12 | 7622 | 259 | 29.43 | -0.46 | -1.28 |
| Dec-04 | 309 | 11 | 28.09 | 32.39 | 4564 | 174 | 26.23 | 0.28 | -0.83 |

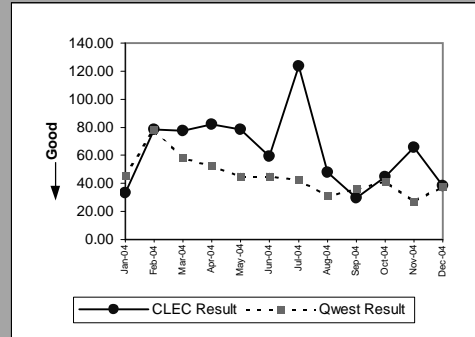


| Unbundled Loop - 2 Wire Non-Loaded (Diagnostic) | | | | | | | | | |
|---|----------|------------|-------------|---------------|-----------|-------------|--------------|-----------|------------|
| Date | CLEC Num | CLEC Denom | CLEC Result | Standard Dev. | Qwest Num | Qwest Denom | Qwest Result | Mod Z Scr | Parity Scr |
| Jan-04 | 1321 | 10 | 132.10 | 115.36 | 4406 | 31 | 142.13 | -0.19 | -1.11 |
| Feb-04 | 1396 | 13 | 107.38 | 120.57 | 1024 | 20 | 51.20 | 1.55 | -0.05 |
| Mar-04 | 1591 | 12 | 132.58 | 128.08 | 1281 | 19 | 67.42 | 1.74 | 0.06 |
| Apr-04 | 1825 | 14 | 130.36 | 132.38 | 1469 | 19 | 77.32 | 1.41 | -0.14 |
| May-04 | 2037 | 13 | 156.69 | 136.48 | 1799 | 21 | 85.67 | 1.77 | 0.08 |
| Jun-04 | 2278 | 12 | 189.83 | 136.58 | 1693 | 20 | 84.65 | 2.37 | 0.44 |
| Jul-04 | 2582 | 18 | 143.44 | 148.26 | 1976 | 22 | 89.82 | 1.6 | -0.03 |
| Aug-04 | 2797 | 23 | 121.61 | 152.24 | 2087 | 16 | 130.44 | -0.29 | -1.18 |
| Sep-04 | 2442 | 24 | 101.75 | 147.40 | 2134 | 18 | 118.56 | -0.5 | -1.3 |
| Oct-04 | 2688 | 22 | 122.18 | 158.00 | 1526 | 13 | 117.38 | 0.18 | -0.89 |
| Nov-04 | 3049 | 23 | 132.57 | 160.66 | 1702 | 13 | 130.92 | 0.11 | -0.93 |
| Dec-04 | 2481 | 20 | 124.05 | 128.04 | 1882 | 12 | 156.83 | -0.73 | -1.44 |

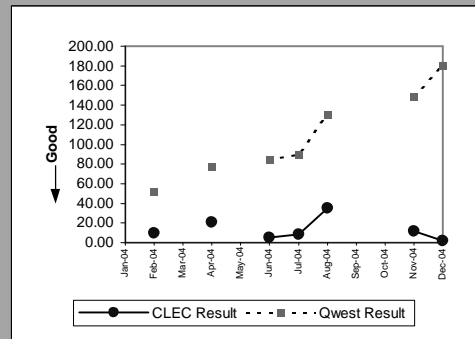


OP-15A - Interval for Pending Orders Delayed Past Due Date

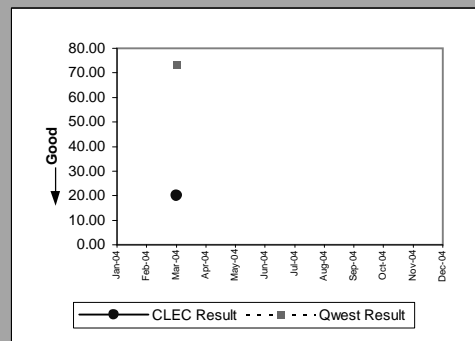
| Unbundled Loop - DS1 Capable) (Diagnostic) | | | | | | | | | |
|--|----------|------------|-------------|---------------|-----------|-------------|--------------|-----------|------------|
| Date | CLEC Num | CLEC Denom | CLEC Result | Standard Dev. | Qwest Num | Qwest Denom | Qwest Result | Mod Z Scr | Parity Scr |
| Jan-04 | 266 | 8 | 33.25 | 66.48 | 2836 | 62 | 45.74 | -0.33 | -1.2 |
| Feb-04 | 235 | 3 | 78.33 | 118.78 | 2881 | 37 | 77.86 | 0.36 | -0.78 |
| Mar-04 | 310 | 4 | 77.50 | 108.06 | 3494 | 60 | 58.23 | 0.62 | -0.62 |
| Apr-04 | 410 | 5 | 82.00 | 101.44 | 1841 | 35 | 52.60 | 0.89 | -0.46 |
| May-04 | 393 | 5 | 78.60 | 117.29 | 2028 | 45 | 45.07 | 0.97 | -0.41 |
| Jun-04 | 356 | 6 | 59.33 | 118.94 | 2121 | 47 | 45.13 | 0.5 | -0.7 |
| Jul-04 | 371 | 3 | 123.67 | 173.62 | 1808 | 42 | 43.05 | 1.55 | -0.06 |
| Aug-04 | 429 | 9 | 47.67 | 113.02 | 2068 | 67 | 30.87 | 0.67 | -0.59 |
| Sep-04 | 118 | 4 | 29.50 | 29.10 | 2413 | 67 | 36.01 | -0.21 | -1.13 |
| Oct-04 | 134 | 3 | 44.67 | 46.76 | 1612 | 39 | 41.33 | 0.43 | -0.74 |
| Nov-04 | 131 | 2 | 65.50 | 70.00 | 1318 | 49 | 26.90 | 1.17 | -0.29 |
| Dec-04 | 154 | 4 | 38.50 | 65.94 | 304 | 8 | 38.00 | 0.04 | -0.98 |



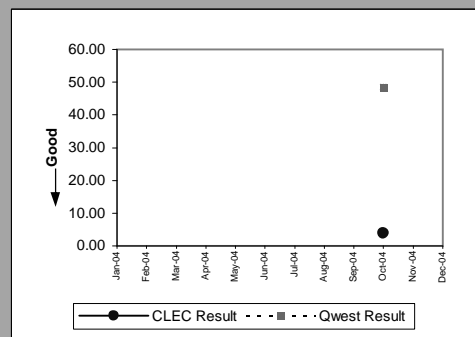
| Unbundled Loop ISDN Capable) (Diagnostic) | | | | | | | | | |
|---|----------|------------|-------------|---------------|-----------|-------------|--------------|-----------|------------|
| Date | CLEC Num | CLEC Denom | CLEC Result | Standard Dev. | Qwest Num | Qwest Denom | Qwest Result | Mod Z Scr | Parity Scr |
| Jan-04 | | | | | | | | | |
| Feb-04 | 10 | 1 | 10.00 | | 1024 | 20 | 51.20 | -0.73 | -1.44 |
| Mar-04 | | | | | | | | | |
| Apr-04 | 21 | 1 | 21.00 | | 1469 | 19 | 77.32 | -0.76 | -1.46 |
| May-04 | | | | | | | | | |
| Jun-04 | 5 | 1 | 5.00 | | 1693 | 20 | 84.65 | -0.97 | -1.59 |
| Jul-04 | 33 | 4 | 8.25 | 12.58 | 1976 | 22 | 89.82 | -1.69 | -2.03 |
| Aug-04 | 71 | 2 | 35.50 | 19.09 | 2087 | 16 | 130.44 | -1.35 | -1.82 |
| Sep-04 | | | | | | | | | |
| Oct-04 | | | | | | | | | |
| Nov-04 | 12 | 1 | 12.00 | | 1637 | 11 | 148.82 | -1.1 | -1.67 |
| Dec-04 | 2 | 1 | 2.00 | | 1801 | 10 | 180.10 | -1.39 | -1.84 |



| Unbundled Loop - DS3 Capable) (Diagnostic) | | | | | | | | | |
|--|----------|------------|-------------|---------------|-----------|-------------|--------------|-----------|------------|
| Date | CLEC Num | CLEC Denom | CLEC Result | Standard Dev. | Qwest Num | Qwest Denom | Qwest Result | Mod Z Scr | Parity Scr |
| Jan-04 | | | | | | | | | |
| Feb-04 | | | | | | | | | |
| Mar-04 | 40 | 2 | 20.00 | 0.00 | 439 | 6 | 73.17 | -0.78 | -1.47 |
| Apr-04 | | | | | | | | | |
| May-04 | | | | | | | | | |
| Jun-04 | | | | | | | | | |
| Jul-04 | | | | | | | | | |
| Aug-04 | | | | | | | | | |
| Sep-04 | | | | | | | | | |
| Oct-04 | | | | | | | | | |
| Nov-04 | | | | | | | | | |
| Dec-04 | | | | | | | | | |

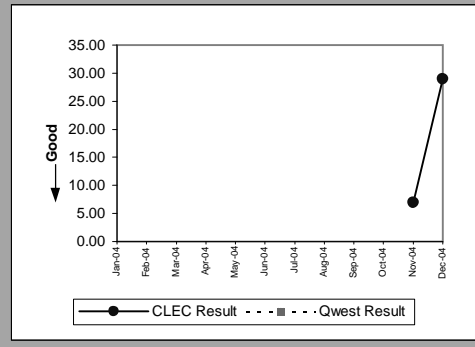


| Qwest DSL) (Diagnostic) | | | | | | | | | |
|-------------------------|----------|------------|-------------|---------------|-----------|-------------|--------------|-----------|------------|
| Date | CLEC Num | CLEC Denom | CLEC Result | Standard Dev. | Qwest Num | Qwest Denom | Qwest Result | Mod Z Scr | Parity Scr |
| Jan-04 | | | | | | | | | |
| Feb-04 | | | | | | | | | |
| Mar-04 | | | | | | | | | |
| Apr-04 | | | | | | | | | |
| May-04 | | | | | | | | | |
| Jun-04 | | | | | | | | | |
| Jul-04 | | | | | | | | | |
| Aug-04 | | | | | | | | | |
| Sep-04 | | | | | | | | | |
| Oct-04 | 4 | 1 | 4.00 | | 2472 | 51 | 48.47 | -0.62 | -1.38 |
| Nov-04 | | | | | | | | | |
| Dec-04 | | | | | | | | | |



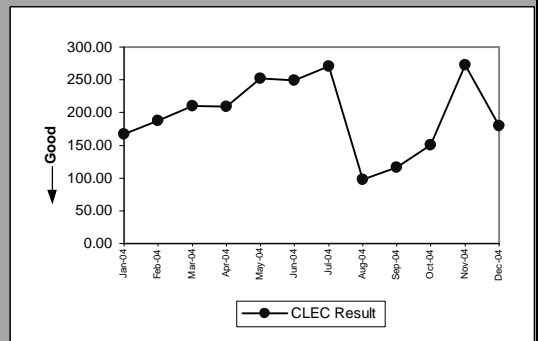
OP-15A - Interval for Pending Orders Delayed Past Due Date

| Dark Fiber - Loop (Diagnostic) | | | | | | | | | |
|--------------------------------|----------|------------|-------------|---------------|-----------|-------------|--------------|-----------|------------|
| Date | CLEC Num | CLEC Denom | CLEC Result | Standard Dev. | Qwest Num | Qwest Denom | Qwest Result | Mod Z Scr | Parity Scr |
| Jan-04 | | | | | | | | | |
| Feb-04 | | | | | | | | | |
| Mar-04 | | | | | | | | | |
| Apr-04 | | | | | | | | | |
| May-04 | | | | | | | | | |
| Jun-04 | | | | | | | | | |
| Jul-04 | | | | | | | | | |
| Aug-04 | | | | | | | | | |
| Sep-04 | | | | | | | | | |
| Oct-04 | | | | | | | | | |
| Nov-04 | 7 | 1 | 7.00 | | | | | | N/A |
| Dec-04 | 29 | 1 | 29.00 | | | | | | N/A |



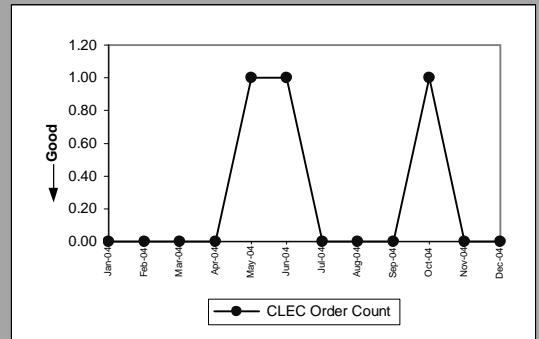
OP-15A - Interval for Pending Orders Delayed Past Due Date

| Enhanced Extended Loops (EELs) (Diagnostic) | | | | | |
|---|------|-------|-------------|--------------|--|
| Date | Num | Denom | CLEC Result | Standard Dev | |
| Jan-04 | 1508 | 9 | 167.56 | 69.89 | |
| Feb-04 | 1688 | 9 | 187.56 | 69.89 | |
| Mar-04 | 1895 | 9 | 210.56 | 69.89 | |
| Apr-04 | 2094 | 10 | 209.40 | 98.50 | |
| May-04 | 2273 | 9 | 252.56 | 69.89 | |
| Jun-04 | 1744 | 7 | 249.14 | 48.01 | |
| Jul-04 | 1898 | 7 | 271.14 | 48.01 | |
| Aug-04 | 587 | 6 | 97.83 | 144.48 | |
| Sep-04 | 695 | 6 | 115.83 | 147.08 | |
| Oct-04 | 905 | 6 | 150.83 | 137.90 | |
| Nov-04 | 818 | 3 | 272.67 | 130.54 | |
| Dec-04 | 900 | 5 | 180.00 | 182.14 | |

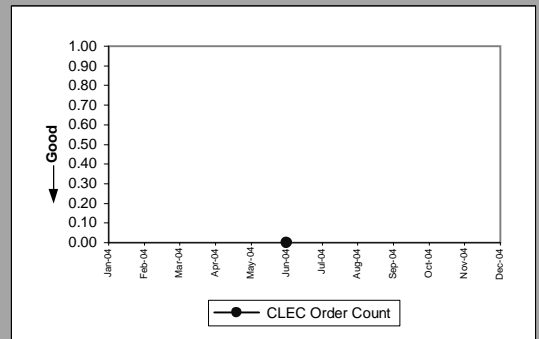


OP-15B - Count of Pending Orders Delayed for Facilities Reasons

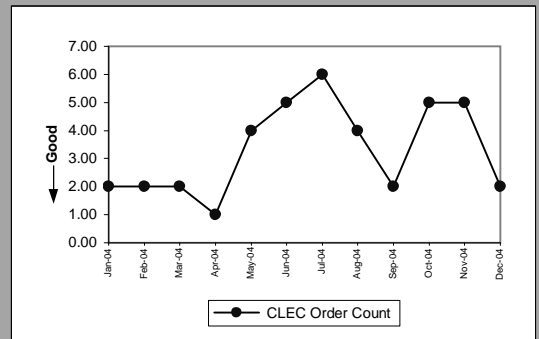
| Residence) (Diagnostic) | |
|-------------------------|------------------|
| Date | CLEC Order Count |
| Jan-04 | 0 |
| Feb-04 | 0 |
| Mar-04 | 0 |
| Apr-04 | 0 |
| May-04 | 1 |
| Jun-04 | 1 |
| Jul-04 | 1 |
| Aug-04 | 0 |
| Sep-04 | 0 |
| Oct-04 | 1 |
| Nov-04 | 0 |
| Dec-04 | 0 |



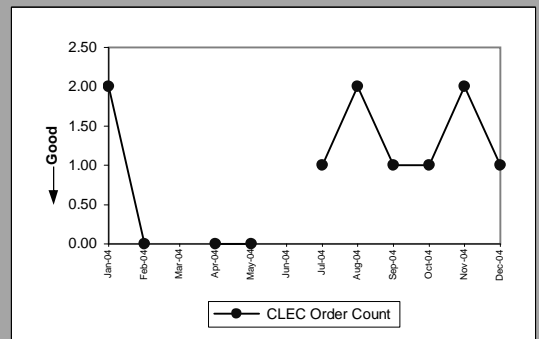
| Business) (Diagnostic) | |
|------------------------|------------------|
| Date | CLEC Order Count |
| Jan-04 | |
| Feb-04 | |
| Mar-04 | |
| Apr-04 | |
| May-04 | |
| Jun-04 | 0 |
| Jul-04 | |
| Aug-04 | |
| Sep-04 | |
| Oct-04 | |
| Nov-04 | |
| Dec-04 | |



| UNE - P (POTS) (Diagnostic) | |
|-----------------------------|------------------|
| Date | CLEC Order Count |
| Jan-04 | 2 |
| Feb-04 | 2 |
| Mar-04 | 2 |
| Apr-04 | 1 |
| May-04 | 4 |
| Jun-04 | 5 |
| Jul-04 | 6 |
| Aug-04 | 4 |
| Sep-04 | 2 |
| Oct-04 | 5 |
| Nov-04 | 5 |
| Dec-04 | 2 |

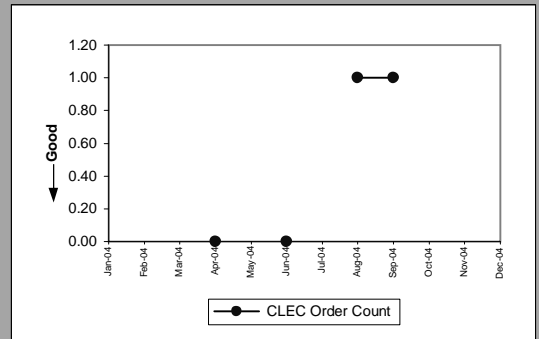


| Line Sharing) (Diagnostic) | |
|----------------------------|------------------|
| Date | CLEC Order Count |
| Jan-04 | 2 |
| Feb-04 | 0 |
| Mar-04 | 0 |
| Apr-04 | 0 |
| May-04 | 0 |
| Jun-04 | 0 |
| Jul-04 | 1 |
| Aug-04 | 2 |
| Sep-04 | 1 |
| Oct-04 | 1 |
| Nov-04 | 2 |
| Dec-04 | 1 |



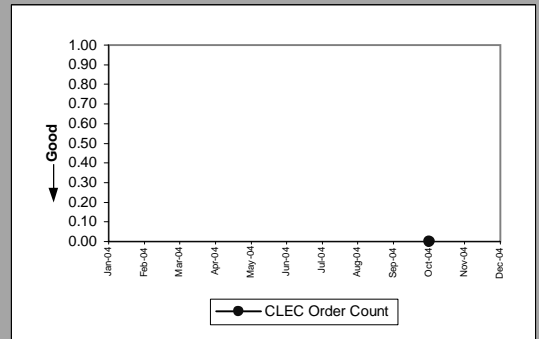
OP-15B - Count of Pending Orders Delayed for Facilities Reasons

| Line Splitting (Diagnostic) | |
|-----------------------------|------------------|
| Date | CLEC Order Count |
| Jan-04 | |
| Feb-04 | |
| Mar-04 | |
| Apr-04 | 0 |
| May-04 | |
| Jun-04 | 0 |
| Jul-04 | |
| Aug-04 | 1 |
| Sep-04 | 1 |
| Oct-04 | |
| Nov-04 | |
| Dec-04 | |



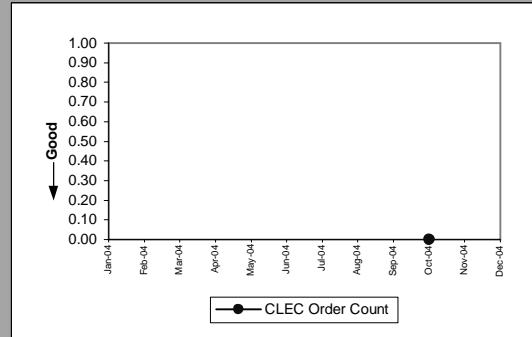
OP-15B - Count of Pending Orders Delayed for Facilities Reasons

| DSO (Diagnostic) | |
|------------------|------------------|
| Date | CLEC Order Count |
| Jan-04 | |
| Feb-04 | |
| Mar-04 | |
| Apr-04 | |
| May-04 | |
| Jun-04 | |
| Jul-04 | |
| Aug-04 | |
| Sep-04 | |
| Oct-04 | 0 |
| Nov-04 | |
| Dec-04 | |

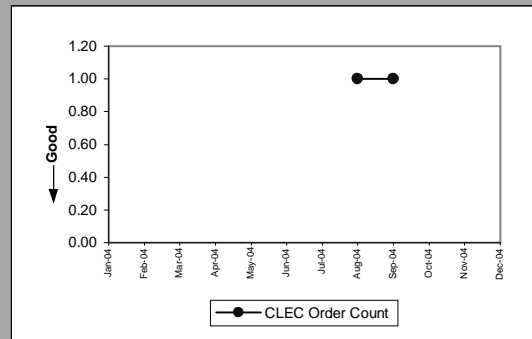


OP-15B - Count of Pending Orders Delayed for Facilities Reasons

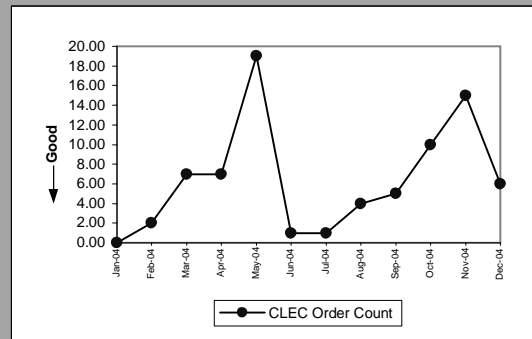
| LIS Trunk (Diagnostic) | |
|------------------------|------------------|
| Date | CLEC Order Count |
| Jan-04 | |
| Feb-04 | |
| Mar-04 | |
| Apr-04 | |
| May-04 | |
| Jun-04 | |
| Jul-04 | |
| Aug-04 | |
| Sep-04 | |
| Oct-04 | 0 |
| Nov-04 | |
| Dec-04 | |



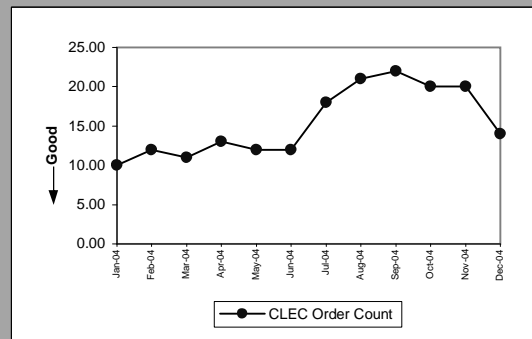
| Dark Fiber - IOF (Diagnostic) | |
|-------------------------------|------------------|
| Date | CLEC Order Count |
| Jan-04 | |
| Feb-04 | |
| Mar-04 | |
| Apr-04 | |
| May-04 | |
| Jun-04 | |
| Jul-04 | |
| Aug-04 | 1 |
| Sep-04 | 1 |
| Oct-04 | |
| Nov-04 | |
| Dec-04 | |



| Unbundled Loop Analog (Diagnostic) | |
|------------------------------------|------------------|
| Date | CLEC Order Count |
| Jan-04 | 0 |
| Feb-04 | 2 |
| Mar-04 | 7 |
| Apr-04 | 7 |
| May-04 | 19 |
| Jun-04 | 1 |
| Jul-04 | 1 |
| Aug-04 | 4 |
| Sep-04 | 5 |
| Oct-04 | 10 |
| Nov-04 | 15 |
| Dec-04 | 6 |

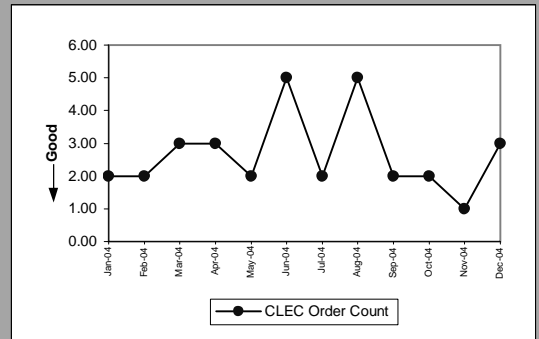


| Unbundled Loop - 2 Wire Non-Loaded (Diagnostic) | |
|---|------------------|
| Date | CLEC Order Count |
| Jan-04 | 10 |
| Feb-04 | 12 |
| Mar-04 | 11 |
| Apr-04 | 13 |
| May-04 | 12 |
| Jun-04 | 12 |
| Jul-04 | 18 |
| Aug-04 | 21 |
| Sep-04 | 22 |
| Oct-04 | 20 |
| Nov-04 | 20 |
| Dec-04 | 14 |

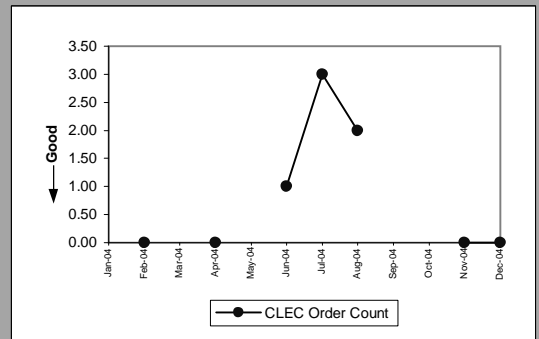


OP-15B - Count of Pending Orders Delayed for Facilities Reasons

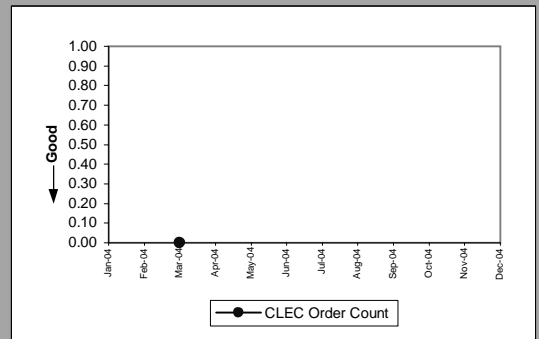
| Unbundled Loop - DS1 Capable (Diagnostic) | |
|---|------------------|
| Date | CLEC Order Count |
| Jan-04 | 2 |
| Feb-04 | 2 |
| Mar-04 | 3 |
| Apr-04 | 3 |
| May-04 | 2 |
| Jun-04 | 5 |
| Jul-04 | 2 |
| Aug-04 | 5 |
| Sep-04 | 2 |
| Oct-04 | 2 |
| Nov-04 | 1 |
| Dec-04 | 3 |



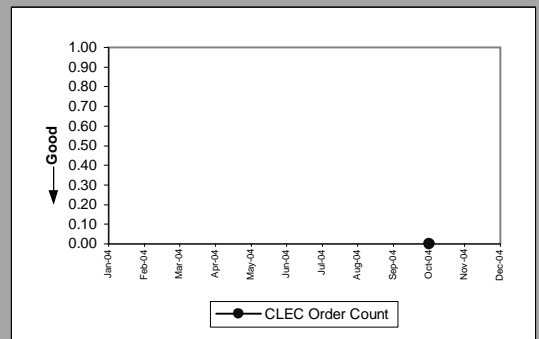
| Unbundled Loop ISDN Capable (Diagnostic) | |
|--|------------------|
| Date | CLEC Order Count |
| Jan-04 | |
| Feb-04 | 0 |
| Mar-04 | |
| Apr-04 | 0 |
| May-04 | |
| Jun-04 | 1 |
| Jul-04 | 3 |
| Aug-04 | 2 |
| Sep-04 | |
| Oct-04 | |
| Nov-04 | 0 |
| Dec-04 | 0 |



| Unbundled Loop - DS3 Capable (Diagnostic) | |
|---|------------------|
| Date | CLEC Order Count |
| Jan-04 | |
| Feb-04 | |
| Mar-04 | 0 |
| Apr-04 | |
| May-04 | |
| Jun-04 | |
| Jul-04 | |
| Aug-04 | |
| Sep-04 | |
| Oct-04 | |
| Nov-04 | |
| Dec-04 | |

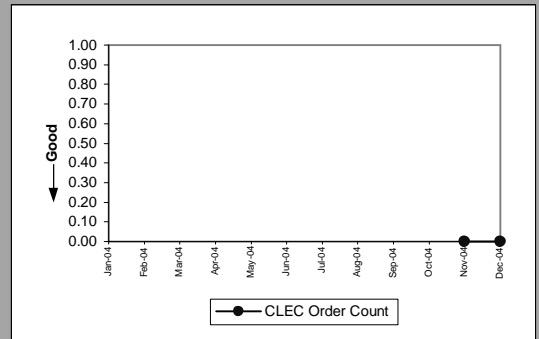


| Qwest DSL (Diagnostic) | |
|------------------------|------------------|
| Date | CLEC Order Count |
| Jan-04 | |
| Feb-04 | |
| Mar-04 | |
| Apr-04 | |
| May-04 | |
| Jun-04 | |
| Jul-04 | |
| Aug-04 | |
| Sep-04 | |
| Oct-04 | 0 |
| Nov-04 | |
| Dec-04 | |

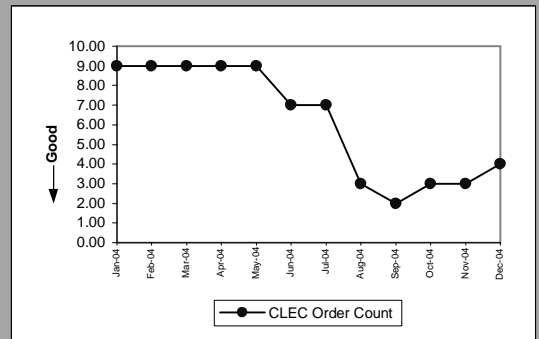


OP-15B - Count of Pending Orders Delayed for Facilities Reasons

| Dark Fiber - Loop) (Diagnostic) | |
|---------------------------------|------------------|
| Date | CLEC Order Count |
| Jan-04 | |
| Feb-04 | |
| Mar-04 | |
| Apr-04 | |
| May-04 | |
| Jun-04 | |
| Jul-04 | |
| Aug-04 | |
| Sep-04 | |
| Oct-04 | |
| Nov-04 | 0 |
| Dec-04 | 0 |

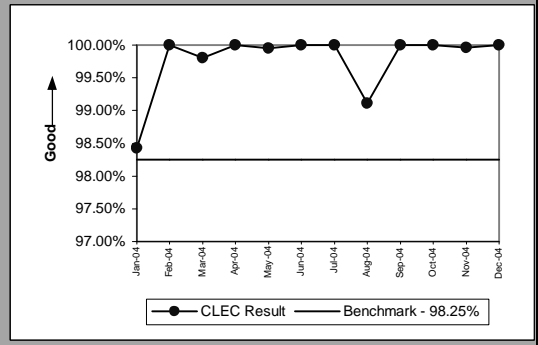


| Enhanced Extended Loops (EELs) (Diagnostic) | |
|---|------------------|
| Date | CLEC Order Count |
| Jan-04 | 9 |
| Feb-04 | 9 |
| Mar-04 | 9 |
| Apr-04 | 9 |
| May-04 | 9 |
| Jun-04 | 7 |
| Jul-04 | 7 |
| Aug-04 | 3 |
| Sep-04 | 2 |
| Oct-04 | 3 |
| Nov-04 | 3 |
| Dec-04 | 4 |

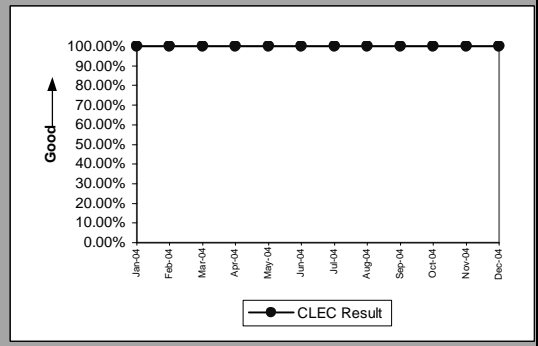


OP-17 - Timeliness of Disconnects associated with LNP Orders

| Timeliness of Disconnects associated with LNP Orders) (Percent) (OP-17A)) (Benchmark) | | | | | |
|---|----------|------------|-------------|--------------|--|
| Date | CLEC Num | CLEC Denom | CLEC Result | CLEC Std Dev | |
| Jan-04 | 4189 | 4256 | 98.43% | 12.45% | |
| Feb-04 | 8266 | 8266 | 100.00% | 0.00% | |
| Mar-04 | 3525 | 3532 | 99.80% | 4.45% | |
| Apr-04 | 11427 | 11427 | 100.00% | 0.00% | |
| May-04 | 4232 | 4234 | 99.95% | 2.17% | |
| Jun-04 | 5750 | 5750 | 100.00% | 0.00% | |
| Jul-04 | 5212 | 5212 | 100.00% | 0.00% | |
| Aug-04 | 4775 | 4818 | 99.11% | 9.40% | |
| Sep-04 | 3030 | 3030 | 100.00% | 0.00% | |
| Oct-04 | 6792 | 6792 | 100.00% | 0.00% | |
| Nov-04 | 10584 | 10588 | 99.96% | 1.94% | |
| Dec-04 | 1515 | 1515 | 100.00% | 0.00% | |

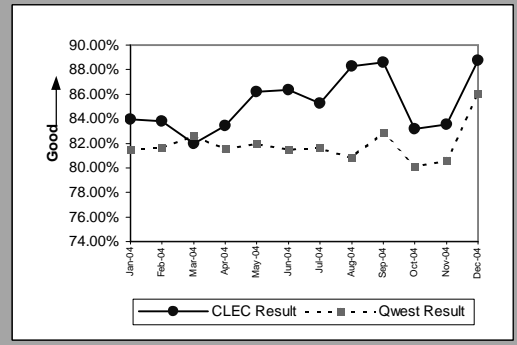


| Timeliness of Disconnects associated with LNP Orders) (Percent) (OP-17B)) (Diagnostic) | | | | | |
|--|----------|------------|-------------|--------------|--|
| Date | CLEC Num | CLEC Denom | CLEC Result | CLEC Std Dev | |
| Jan-04 | 4256 | 4256 | 100.00% | 0.00% | |
| Feb-04 | 8266 | 8266 | 100.00% | 0.00% | |
| Mar-04 | 3532 | 3532 | 100.00% | 0.00% | |
| Apr-04 | 11427 | 11427 | 100.00% | 0.00% | |
| May-04 | 4234 | 4234 | 100.00% | 0.00% | |
| Jun-04 | 5750 | 5750 | 100.00% | 0.00% | |
| Jul-04 | 5212 | 5212 | 100.00% | 0.00% | |
| Aug-04 | 4818 | 4818 | 100.00% | 0.00% | |
| Sep-04 | 3030 | 3030 | 100.00% | 0.00% | |
| Oct-04 | 6792 | 6792 | 100.00% | 0.00% | |
| Nov-04 | 10588 | 10588 | 100.00% | 0.00% | |
| Dec-04 | 1515 | 1515 | 100.00% | 0.00% | |



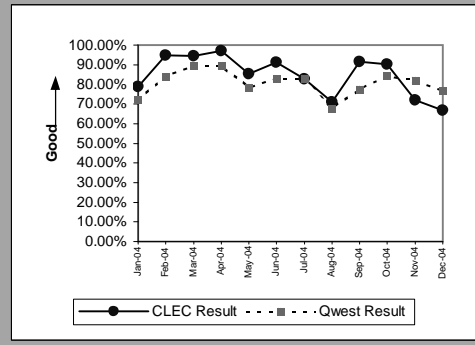
MR-2 - Calls Answered within 20 Seconds - Interconnect Repair Center (Percent)

| Calls Answered within 20 seconds - Interconnect Repair Center (Percent) (MR-2) (Parity) | | | | | | | |
|---|----------|------------|-------------|-----------|-------------|--------------|--|
| Date | CLEC Num | CLEC Denom | CLEC Result | Qwest Num | Qwest Denom | Qwest Result | |
| Jan-04 | 10155 | 12093 | 83.97% | 425971 | 522736 | 81.49% | |
| Feb-04 | 10716 | 12784 | 83.82% | 389929 | 477458 | 81.67% | |
| Mar-04 | 14126 | 17229 | 81.99% | 446202 | 540194 | 82.60% | |
| Apr-04 | 13439.81 | 16108 | 83.44% | 428480 | 525513 | 81.54% | |
| May-04 | 11581.08 | 13434 | 86.21% | 423579 | 516643 | 81.99% | |
| Jun-04 | 13638 | 15794 | 86.35% | 475982 | 584044 | 81.50% | |
| Jul-04 | 12757 | 14966 | 85.24% | 483042 | 591846 | 81.62% | |
| Aug-04 | 13531.59 | 15332 | 88.26% | 509074 | 629893 | 80.82% | |
| Sep-04 | 12190.3 | 13763 | 88.57% | 456267 | 550489 | 82.88% | |
| Oct-04 | 11356.99 | 13653 | 83.18% | 421259 | 525922 | 80.10% | |
| Nov-04 | 17899 | 21424 | 83.55% | 361912 | 448953 | 80.61% | |
| Dec-04 | 10104.41 | 11386 | 88.74% | 360438 | 418959 | 86.03% | |

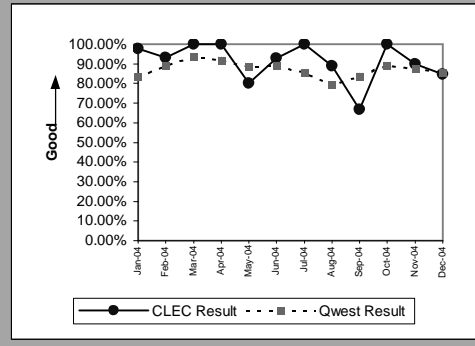


MR-3A - Out of Service Cleared within 24 Hours (Percent) - Dispatches within MSAs

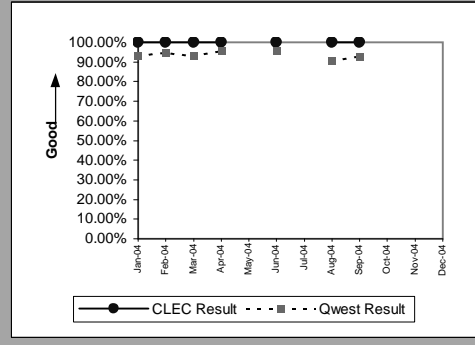
| Residence) (Parity) | | | | | | | | | |
|---------------------|----------|------------|-------------|--------------|-----------|-------------|--------------|-----------|------------|
| Date | CLEC Num | CLEC Denom | CLEC Result | CLEC Std Dev | Qwest Num | Qwest Denom | Qwest Result | Mod Z Scr | Parity Scr |
| Jan-04 | 60 | 76 | 78.95% | 40.77% | 9153 | 12716 | 71.98% | -1.35 | -1.82 |
| Feb-04 | 37 | 39 | 94.87% | 22.06% | 6725 | 7995 | 84.12% | -1.83 | -2.11 |
| Mar-04 | 34 | 36 | 94.44% | 22.91% | 7459 | 8333 | 89.51% | -0.96 | -1.59 |
| Apr-04 | 35 | 36 | 97.22% | 16.43% | 7012 | 7817 | 89.70% | -1.48 | -1.9 |
| May-04 | 29 | 34 | 85.29% | 35.42% | 7510 | 9553 | 78.61% | -0.95 | -1.58 |
| Jun-04 | 31 | 34 | 91.18% | 28.36% | 7591 | 9148 | 82.98% | -1.27 | -1.77 |
| Jul-04 | 29 | 35 | 82.86% | 37.69% | 6775 | 8145 | 83.18% | 0.09 | -0.94 |
| Aug-04 | 27 | 38 | 71.05% | 45.35% | 7536 | 11108 | 67.84% | -0.42 | -1.26 |
| Sep-04 | 32 | 35 | 91.43% | 27.99% | 6787 | 8761 | 77.47% | -1.97 | -2.2 |
| Oct-04 | 47 | 52 | 90.38% | 29.48% | 7212 | 8540 | 84.45% | -1.18 | -1.72 |
| Nov-04 | 31 | 43 | 72.09% | 44.85% | 6274 | 7657 | 81.94% | 1.6 | -0.03 |
| Dec-04 | 28 | 42 | 66.67% | 47.14% | 6477 | 8422 | 76.91% | 1.52 | -0.08 |



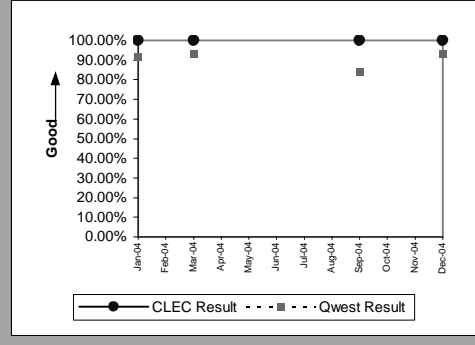
| Business) (Parity) | | | | | | | | | |
|--------------------|----------|------------|-------------|--------------|-----------|-------------|--------------|-----------|------------|
| Date | CLEC Num | CLEC Denom | CLEC Result | CLEC Std Dev | Qwest Num | Qwest Denom | Qwest Result | Mod Z Scr | Parity Scr |
| Jan-04 | 43 | 44 | 97.73% | 14.90% | 1036 | 1243 | 83.35% | -2.52 | -2.53 |
| Feb-04 | 27 | 29 | 93.10% | 25.34% | 707 | 796 | 88.82% | -0.72 | -1.44 |
| Mar-04 | 4 | 4 | 100.00% | 0.00% | 881 | 938 | 93.92% | -0.51 | -1.31 |
| Apr-04 | 5 | 5 | 100.00% | 0.00% | 805 | 877 | 91.79% | -0.67 | -1.41 |
| May-04 | 8 | 10 | 80.00% | 40.00% | 858 | 970 | 88.45% | 0.8 | -0.51 |
| Jun-04 | 13 | 14 | 92.86% | 25.75% | 926 | 1041 | 88.95% | -0.46 | -1.28 |
| Jul-04 | 8 | 8 | 100.00% | 0.00% | 766 | 894 | 85.68% | -1.15 | -1.7 |
| Aug-04 | 8 | 9 | 88.89% | 31.43% | 897 | 1132 | 79.24% | -0.71 | -1.43 |
| Sep-04 | 2 | 3 | 66.67% | 47.14% | 843 | 1007 | 83.71% | 0.69 | -0.58 |
| Oct-04 | 8 | 8 | 100.00% | 0.00% | 955 | 1069 | 89.34% | -0.97 | -1.59 |
| Nov-04 | 9 | 10 | 90.00% | 30.00% | 785 | 896 | 87.61% | -0.23 | -1.14 |
| Dec-04 | 11 | 13 | 84.62% | 36.08% | 839 | 978 | 85.79% | 0.18 | -0.89 |



| Centrex) (Parity) | | | | | | | | | |
|-------------------|----------|------------|-------------|--------------|-----------|-------------|--------------|-----------|------------|
| Date | CLEC Num | CLEC Denom | CLEC Result | CLEC Std Dev | Qwest Num | Qwest Denom | Qwest Result | Mod Z Scr | Parity Scr |
| Jan-04 | 4 | 4 | 100.00% | 0.00% | 67 | 72 | 93.06% | -0.53 | -1.32 |
| Feb-04 | 1 | 1 | 100.00% | 0.00% | 89 | 94 | 94.68% | -0.24 | -1.14 |
| Mar-04 | 2 | 2 | 100.00% | 0.00% | 69 | 74 | 93.24% | -0.38 | -1.23 |
| Apr-04 | 1 | 1 | 100.00% | 0.00% | 67 | 70 | 95.71% | -0.21 | -1.13 |
| May-04 | | | | | | | | | |
| Jun-04 | 1 | 1 | 100.00% | 0.00% | 69 | 72 | 95.83% | -0.21 | -1.13 |
| Jul-04 | | | | | | | | | |
| Aug-04 | 1 | 1 | 100.00% | 0.00% | 58 | 64 | 90.63% | -0.32 | -1.19 |
| Sep-04 | 1 | 1 | 100.00% | 0.00% | 64 | 69 | 92.75% | -0.28 | -1.17 |
| Oct-04 | | | | | | | | | |
| Nov-04 | | | | | | | | | |
| Dec-04 | | | | | | | | | |

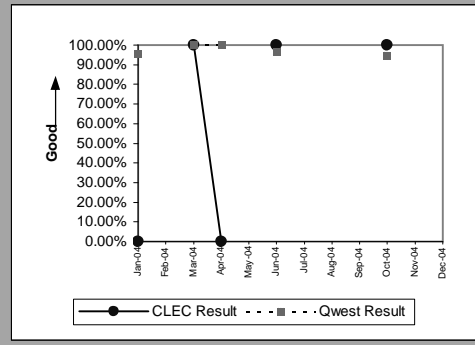


| Centrex 21) (Parity) | | | | | | | | | |
|----------------------|----------|------------|-------------|--------------|-----------|-------------|--------------|-----------|------------|
| Date | CLEC Num | CLEC Denom | CLEC Result | CLEC Std Dev | Qwest Num | Qwest Denom | Qwest Result | Mod Z Scr | Parity Scr |
| Jan-04 | 1 | 1 | 100.00% | 0.00% | 131 | 143 | 91.61% | -0.3 | -1.18 |
| Feb-04 | | | | | | | | | |
| Mar-04 | 1 | 1 | 100.00% | 0.00% | 112 | 120 | 93.33% | -0.27 | -1.16 |
| Apr-04 | | | | | | | | | |
| May-04 | | | | | | | | | |
| Jun-04 | | | | | | | | | |
| Jul-04 | | | | | | | | | |
| Aug-04 | | | | | | | | | |
| Sep-04 | 2 | 2 | 100.00% | 0.00% | 74 | 88 | 84.09% | -0.61 | -1.37 |
| Oct-04 | | | | | | | | | |
| Nov-04 | | | | | | | | | |
| Dec-04 | 2 | 2 | 100.00% | 0.00% | 68 | 73 | 93.15% | -0.38 | -1.23 |

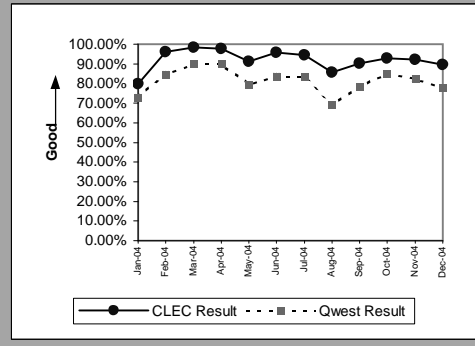


MR-3A - Out of Service Cleared within 24 Hours (Percent) - Dispatches within MSAs

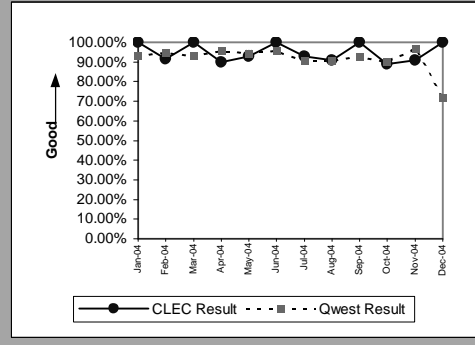
| PBX (Parity) | | | | | | | | | |
|--------------|----------|------------|-------------|--------------|-----------|-------------|--------------|-----------|------------|
| Date | CLEC Num | CLEC Denom | CLEC Result | CLEC Std Dev | Qwest Num | Qwest Denom | Qwest Result | Mod Z Scr | Parity Scr |
| Jan-04 | 0 | 1 | 0.00% | 0.00% | 23 | 24 | 95.83% | 1.83 | 0.11 |
| Feb-04 | | | | | | | | | |
| Mar-04 | 2 | 2 | 100.00% | 0.00% | 29 | 29 | 100.00% | N/A | N/A |
| Apr-04 | 0 | 1 | 0.00% | 0.00% | 21 | 21 | 100.00% | N/A | 0.29 |
| May-04 | | | | | | | | | |
| Jun-04 | 1 | 1 | 100.00% | 0.00% | 28 | 29 | 96.55% | -0.19 | -1.11 |
| Jul-04 | | | | | | | | | |
| Aug-04 | | | | | | | | | |
| Sep-04 | | | | | | | | | |
| Oct-04 | 2 | 2 | 100.00% | 0.00% | 18 | 19 | 94.74% | -0.32 | -1.19 |
| Nov-04 | | | | | | | | | |
| Dec-04 | | | | | | | | | |



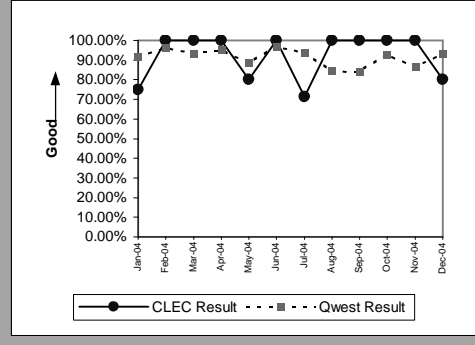
| UNE - P (POTS) (Parity) | | | | | | | | | |
|-------------------------|----------|------------|-------------|--------------|-----------|-------------|--------------|-----------|------------|
| Date | CLEC Num | CLEC Denom | CLEC Result | CLEC Std Dev | Qwest Num | Qwest Denom | Qwest Result | Mod Z Scr | Parity Scr |
| Jan-04 | 384 | 482 | 79.67% | 40.25% | 10189 | 13959 | 72.99% | -3.25 | -2.97 |
| Feb-04 | 322 | 335 | 96.12% | 19.31% | 7432 | 8791 | 84.54% | -5.75 | -4.5 |
| Mar-04 | 389 | 396 | 98.23% | 13.18% | 8340 | 9271 | 89.96% | -5.36 | -4.26 |
| Apr-04 | 410 | 420 | 97.62% | 15.25% | 7817 | 8694 | 89.91% | -5.12 | -4.11 |
| May-04 | 539 | 592 | 91.05% | 28.55% | 8368 | 10523 | 79.52% | -6.76 | -5.11 |
| Jun-04 | 554 | 578 | 95.85% | 19.95% | 8517 | 10189 | 83.59% | -7.74 | -5.71 |
| Jul-04 | 549 | 582 | 94.33% | 23.13% | 7541 | 9039 | 83.43% | -6.86 | -5.17 |
| Aug-04 | 368 | 429 | 85.78% | 34.92% | 8433 | 12240 | 68.90% | -7.43 | -5.51 |
| Sep-04 | 372 | 412 | 90.29% | 29.61% | 7630 | 9768 | 78.11% | -5.86 | -4.56 |
| Oct-04 | 362 | 390 | 92.82% | 25.81% | 8167 | 9609 | 84.99% | -4.24 | -3.58 |
| Nov-04 | 329 | 357 | 92.16% | 26.88% | 7059 | 8553 | 82.53% | -4.69 | -3.85 |
| Dec-04 | 353 | 394 | 89.59% | 30.53% | 7316 | 9400 | 77.83% | -5.51 | -4.35 |



| UNE P (Centrex) (Parity) | | | | | | | | | |
|--------------------------|----------|------------|-------------|--------------|-----------|-------------|--------------|-----------|------------|
| Date | CLEC Num | CLEC Denom | CLEC Result | CLEC Std Dev | Qwest Num | Qwest Denom | Qwest Result | Mod Z Scr | Parity Scr |
| Jan-04 | 12 | 12 | 100.00% | 0.00% | 67 | 72 | 93.06% | -0.88 | -1.53 |
| Feb-04 | 11 | 12 | 91.67% | 27.64% | 89 | 94 | 94.68% | 0.4 | -0.76 |
| Mar-04 | 8 | 8 | 100.00% | 0.00% | 69 | 74 | 93.24% | -0.72 | -1.44 |
| Apr-04 | 9 | 10 | 90.00% | 30.00% | 67 | 70 | 95.71% | 0.66 | -0.6 |
| May-04 | 13 | 14 | 92.86% | 25.75% | 52 | 55 | 94.55% | 0.22 | -0.87 |
| Jun-04 | 14 | 14 | 100.00% | 0.00% | 69 | 72 | 95.83% | -0.71 | -1.43 |
| Jul-04 | 13 | 14 | 92.86% | 25.75% | 48 | 53 | 90.57% | -0.26 | -1.16 |
| Aug-04 | 10 | 11 | 90.91% | 28.75% | 58 | 64 | 90.63% | -0.03 | -1.02 |
| Sep-04 | 12 | 12 | 100.00% | 0.00% | 64 | 69 | 92.75% | -0.89 | -1.54 |
| Oct-04 | 8 | 9 | 88.89% | 31.43% | 53 | 59 | 89.83% | 0.09 | -0.95 |
| Nov-04 | 10 | 11 | 90.91% | 28.75% | 57 | 59 | 96.61% | 0.71 | -0.57 |
| Dec-04 | 15 | 15 | 100.00% | 0.00% | 62 | 86 | 72.09% | -2.22 | -2.35 |

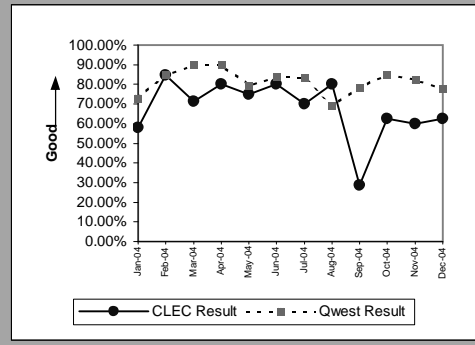


| UNE P (Centrex 21) (Parity) | | | | | | | | | |
|-----------------------------|----------|------------|-------------|--------------|-----------|-------------|--------------|-----------|------------|
| Date | CLEC Num | CLEC Denom | CLEC Result | CLEC Std Dev | Qwest Num | Qwest Denom | Qwest Result | Mod Z Scr | Parity Scr |
| Jan-04 | 3 | 4 | 75.00% | 43.30% | 131 | 143 | 91.61% | 0.93 | -0.43 |
| Feb-04 | 5 | 5 | 100.00% | 0.00% | 80 | 83 | 96.39% | -0.42 | -1.26 |
| Mar-04 | 1 | 1 | 100.00% | 0.00% | 112 | 120 | 93.33% | -0.27 | -1.16 |
| Apr-04 | 2 | 2 | 100.00% | 0.00% | 80 | 84 | 95.24% | -0.31 | -1.19 |
| May-04 | 4 | 5 | 80.00% | 40.00% | 92 | 104 | 88.46% | 0.52 | -0.68 |
| Jun-04 | 3 | 3 | 100.00% | 0.00% | 105 | 108 | 97.22% | -0.29 | -1.18 |
| Jul-04 | 5 | 7 | 71.43% | 45.18% | 109 | 116 | 93.97% | 1.75 | 0.06 |
| Aug-04 | 3 | 3 | 100.00% | 0.00% | 80 | 95 | 84.21% | -0.74 | -1.45 |
| Sep-04 | 1 | 1 | 100.00% | 0.00% | 74 | 88 | 84.09% | -0.43 | -1.26 |
| Oct-04 | 2 | 2 | 100.00% | 0.00% | 92 | 99 | 92.93% | -0.39 | -1.23 |
| Nov-04 | 4 | 4 | 100.00% | 0.00% | 90 | 104 | 86.54% | -0.77 | -1.47 |
| Dec-04 | 4 | 5 | 80.00% | 40.00% | 68 | 73 | 93.15% | 0.87 | -0.47 |

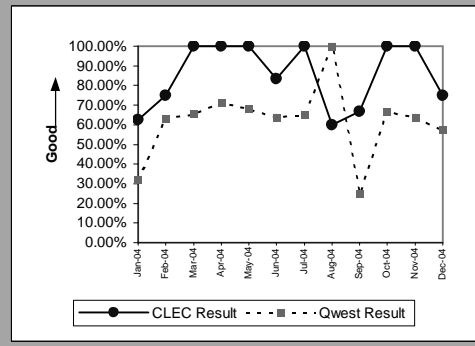


MR-3A - Out of Service Cleared within 24 Hours (Percent) - Dispatches within MSAs

| Line Sharing (Parity) | | | | | | | | | |
|-----------------------|----------|------------|-------------|--------------|-----------|-------------|--------------|-----------|------------|
| Date | CLEC Num | CLEC Denom | CLEC Result | CLEC Std Dev | Qwest Num | Qwest Denom | Qwest Result | Mod Z Scr | Parity Scr |
| Jan-04 | 11 | 19 | 57.89% | 49.37% | 10189 | 13959 | 72.99% | 1.41 | -0.14 |
| Feb-04 | 11 | 13 | 84.62% | 36.08% | 7432 | 8791 | 84.54% | -0.01 | -1 |
| Mar-04 | 5 | 7 | 71.43% | 45.18% | 8340 | 9271 | 89.96% | 1.36 | -0.18 |
| Apr-04 | 8 | 10 | 80.00% | 40.00% | 7817 | 8694 | 89.91% | 0.96 | -0.42 |
| May-04 | 6 | 8 | 75.00% | 43.30% | 8368 | 10523 | 79.52% | 0.35 | -0.79 |
| Jun-04 | 12 | 15 | 80.00% | 40.00% | 8517 | 10189 | 83.59% | 0.41 | -0.75 |
| Jul-04 | 7 | 10 | 70.00% | 45.83% | 7541 | 9039 | 83.43% | 1.06 | -0.36 |
| Aug-04 | 4 | 5 | 80.00% | 40.00% | 8433 | 12240 | 68.90% | -0.54 | -1.33 |
| Sep-04 | 4 | 14 | 28.57% | 45.18% | 7630 | 9768 | 78.11% | 3.88 | 1.36 |
| Oct-04 | 10 | 16 | 62.50% | 48.41% | 8167 | 9609 | 84.99% | 2.19 | 0.33 |
| Nov-04 | 6 | 10 | 60.00% | 48.99% | 7059 | 8553 | 82.53% | 1.66 | 0.01 |
| Dec-04 | 5 | 8 | 62.50% | 48.41% | 7316 | 9400 | 77.83% | 0.98 | -0.41 |

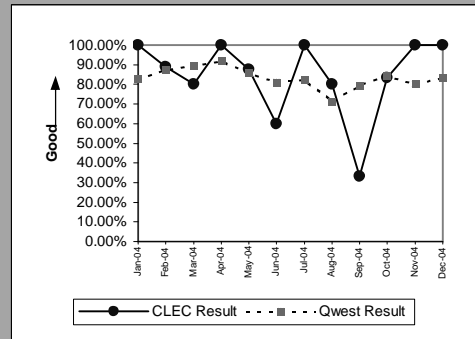


| Line Splitting (Parity) | | | | | | | | | |
|-------------------------|----------|------------|-------------|--------------|-----------|-------------|--------------|-----------|------------|
| Date | CLEC Num | CLEC Denom | CLEC Result | CLEC Std Dev | Qwest Num | Qwest Denom | Qwest Result | Mod Z Scr | Parity Scr |
| Jan-04 | 5 | 8 | 62.50% | 48.41% | 8 | 25 | 32.00% | -1.61 | -1.98 |
| Feb-04 | 3 | 4 | 75.00% | 43.30% | 19 | 30 | 63.33% | -0.45 | -1.28 |
| Mar-04 | 2 | 2 | 100.00% | 0.00% | 34 | 52 | 65.38% | -1.01 | -1.61 |
| Apr-04 | 5 | 5 | 100.00% | 0.00% | 25 | 35 | 71.43% | -1.32 | -1.8 |
| May-04 | 3 | 3 | 100.00% | 0.00% | 15 | 22 | 68.18% | -1.11 | -1.67 |
| Jun-04 | 5 | 6 | 83.33% | 37.27% | 16 | 25 | 64.00% | -0.89 | -1.54 |
| Jul-04 | 5 | 5 | 100.00% | 0.00% | 13 | 20 | 65.00% | -1.47 | -1.89 |
| Aug-04 | 3 | 5 | 60.00% | 48.99% | 3 | 3 | 100.00% | N/A | -0.4 |
| Sep-04 | 4 | 6 | 66.67% | 47.14% | 3 | 12 | 25.00% | -1.92 | -2.17 |
| Oct-04 | 3 | 3 | 100.00% | 0.00% | 14 | 21 | 66.67% | -1.15 | -1.7 |
| Nov-04 | 4 | 4 | 100.00% | 0.00% | 30 | 47 | 63.83% | -1.45 | -1.88 |
| Dec-04 | 3 | 4 | 75.00% | 43.30% | 39 | 68 | 57.35% | -0.69 | -1.42 |

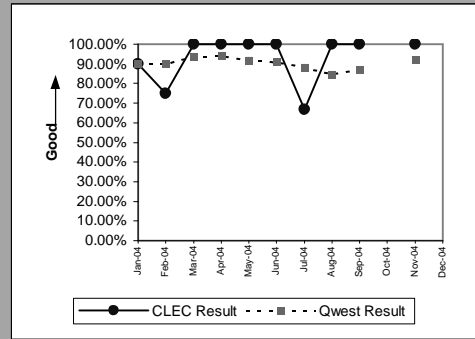


MR-3B - Out of Service Cleared within 24 Hours (Percent) - Dispatches outside MSAs

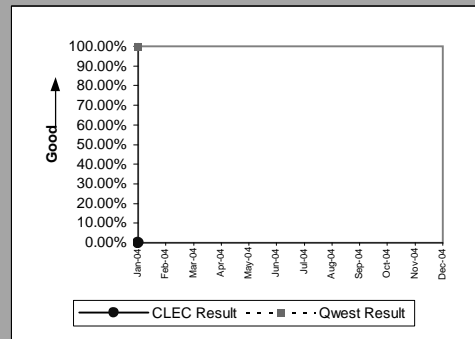
| Residence (Parity) | | | | | | | | | |
|--------------------|----------|------------|-------------|--------------|-----------|-------------|--------------|-----------|------------|
| Date | CLEC Num | CLEC Denom | CLEC Result | CLEC Std Dev | Qwest Num | Qwest Denom | Qwest Result | Mod Z Scr | Parity Scr |
| Jan-04 | 17 | 17 | 100.00% | 0.00% | 2072 | 2502 | 82.81% | -1.87 | -2.14 |
| Feb-04 | 8 | 9 | 88.89% | 31.43% | 1587 | 1820 | 87.20% | -0.15 | -1.09 |
| Mar-04 | 4 | 5 | 80.00% | 40.00% | 1749 | 1954 | 89.51% | 0.65 | -0.61 |
| Apr-04 | 5 | 5 | 100.00% | 0.00% | 1614 | 1760 | 91.70% | -0.67 | -1.41 |
| May-04 | 7 | 8 | 87.50% | 33.07% | 1690 | 1962 | 86.14% | -0.11 | -1.07 |
| Jun-04 | 3 | 5 | 60.00% | 48.99% | 1712 | 2112 | 81.06% | 1.06 | -0.36 |
| Jul-04 | 1 | 1 | 100.00% | 0.00% | 1570 | 1906 | 82.37% | -0.46 | -1.28 |
| Aug-04 | 4 | 5 | 80.00% | 40.00% | 1876 | 2632 | 71.28% | -0.43 | -1.26 |
| Sep-04 | 1 | 3 | 33.33% | 47.14% | 1556 | 1958 | 79.47% | 1.58 | -0.04 |
| Oct-04 | 5 | 6 | 83.33% | 37.27% | 1752 | 2080 | 84.23% | 0.13 | -0.92 |
| Nov-04 | 6 | 6 | 100.00% | 0.00% | 1436 | 1789 | 80.27% | -1.21 | -1.74 |
| Dec-04 | 7 | 7 | 100.00% | 0.00% | 1576 | 1893 | 83.25% | -1.18 | -1.72 |



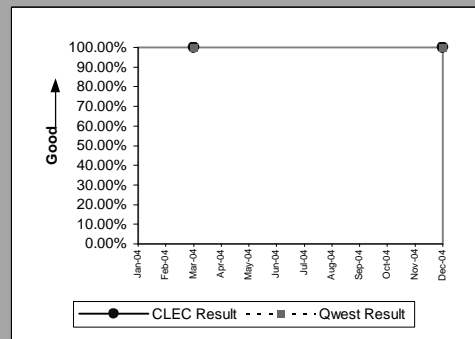
| Business (Parity) | | | | | | | | | |
|-------------------|----------|------------|-------------|--------------|-----------|-------------|--------------|-----------|------------|
| Date | CLEC Num | CLEC Denom | CLEC Result | CLEC Std Dev | Qwest Num | Qwest Denom | Qwest Result | Mod Z Scr | Parity Scr |
| Jan-04 | 9 | 10 | 90.00% | 30.00% | 239 | 266 | 89.85% | -0.02 | -1.01 |
| Feb-04 | 3 | 4 | 75.00% | 43.30% | 193 | 215 | 89.77% | 0.81 | -0.51 |
| Mar-04 | 1 | 1 | 100.00% | 0.00% | 202 | 215 | 93.95% | -0.25 | -1.15 |
| Apr-04 | 2 | 2 | 100.00% | 0.00% | 188 | 200 | 94.00% | -0.36 | -1.22 |
| May-04 | 2 | 2 | 100.00% | 0.00% | 189 | 206 | 91.75% | -0.42 | -1.26 |
| Jun-04 | 1 | 1 | 100.00% | 0.00% | 223 | 245 | 91.02% | -0.31 | -1.19 |
| Jul-04 | 2 | 3 | 66.67% | 47.14% | 178 | 202 | 88.12% | 0.91 | -0.45 |
| Aug-04 | 1 | 1 | 100.00% | 0.00% | 230 | 272 | 84.56% | -0.43 | -1.26 |
| Sep-04 | 1 | 1 | 100.00% | 0.00% | 207 | 238 | 86.97% | -0.39 | -1.23 |
| Oct-04 | | | | | | | | | |
| Nov-04 | 3 | 3 | 100.00% | 0.00% | 201 | 218 | 92.20% | -0.5 | -1.3 |
| Dec-04 | | | | | | | | | |



| Centrex 21 (Parity) | | | | | | | | | |
|---------------------|----------|------------|-------------|--------------|-----------|-------------|--------------|-----------|------------|
| Date | CLEC Num | CLEC Denom | CLEC Result | CLEC Std Dev | Qwest Num | Qwest Denom | Qwest Result | Mod Z Scr | Parity Scr |
| Jan-04 | 0 | 1 | 0.00% | 0.00% | 9 | 9 | 100.00% | N/A | 0.07 |
| Feb-04 | | | | | | | | | |
| Mar-04 | | | | | | | | | |
| Apr-04 | | | | | | | | | |
| May-04 | | | | | | | | | |
| Jun-04 | | | | | | | | | |
| Jul-04 | | | | | | | | | |
| Aug-04 | | | | | | | | | |
| Sep-04 | | | | | | | | | |
| Oct-04 | | | | | | | | | |
| Nov-04 | | | | | | | | | |
| Dec-04 | | | | | | | | | |

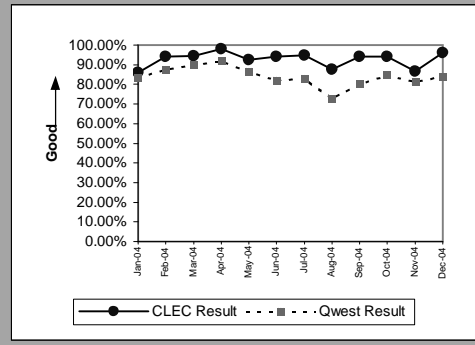


| PBX (Parity) | | | | | | | | | |
|--------------|----------|------------|-------------|--------------|-----------|-------------|--------------|-----------|------------|
| Date | CLEC Num | CLEC Denom | CLEC Result | CLEC Std Dev | Qwest Num | Qwest Denom | Qwest Result | Mod Z Scr | Parity Scr |
| Jan-04 | | | | | | | | | |
| Feb-04 | | | | | | | | | |
| Mar-04 | 4 | 4 | 100.00% | 0.00% | 7 | 7 | 100.00% | N/A | N/A |
| Apr-04 | | | | | | | | | |
| May-04 | | | | | | | | | |
| Jun-04 | | | | | | | | | |
| Jul-04 | | | | | | | | | |
| Aug-04 | | | | | | | | | |
| Sep-04 | | | | | | | | | |
| Oct-04 | | | | | | | | | |
| Nov-04 | | | | | | | | | |
| Dec-04 | 1 | 1 | 100.00% | 0.00% | 3 | 3 | 100.00% | N/A | N/A |

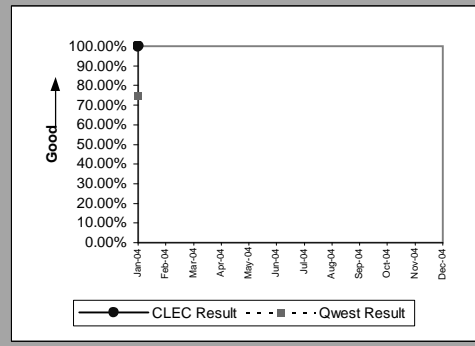


MR-3B - Out of Service Cleared within 24 Hours (Percent) - Dispatches outside MSAs

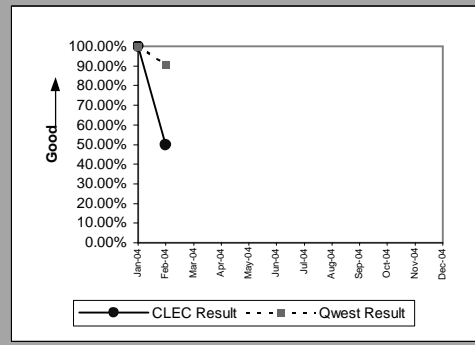
| UNE - P (POTS) (Parity) | | | | | | | | | |
|-------------------------|----------|------------|-------------|--------------|-----------|-------------|--------------|-----------|------------|
| Date | CLEC Num | CLEC Denom | CLEC Result | CLEC Std Dev | Qwest Num | Qwest Denom | Qwest Result | Mod Z Scr | Parity Scr |
| Jan-04 | 74 | 86 | 86.05% | 34.65% | 2311 | 2768 | 83.49% | -0.63 | -1.38 |
| Feb-04 | 66 | 70 | 94.29% | 23.21% | 1780 | 2035 | 87.47% | -1.69 | -2.03 |
| Mar-04 | 70 | 74 | 94.59% | 22.61% | 1951 | 2169 | 89.95% | -1.31 | -1.79 |
| Apr-04 | 93 | 95 | 97.89% | 14.36% | 1802 | 1960 | 91.94% | -2.08 | -2.27 |
| May-04 | 101 | 109 | 92.66% | 26.08% | 1879 | 2168 | 86.67% | -1.8 | -2.09 |
| Jun-04 | 112 | 119 | 94.12% | 23.53% | 1935 | 2357 | 82.10% | -3.34 | -3.03 |
| Jul-04 | 126 | 133 | 94.74% | 22.33% | 1748 | 2108 | 82.92% | -3.51 | -3.13 |
| Aug-04 | 107 | 122 | 87.70% | 32.84% | 2106 | 2904 | 72.52% | -3.68 | -3.24 |
| Sep-04 | 78 | 83 | 93.98% | 23.79% | 1763 | 2196 | 80.28% | -3.08 | -2.87 |
| Oct-04 | 81 | 86 | 94.19% | 23.40% | 1946 | 2294 | 84.83% | -2.37 | -2.44 |
| Nov-04 | 59 | 68 | 86.76% | 33.89% | 1637 | 2007 | 81.56% | -1.09 | -1.66 |
| Dec-04 | 71 | 74 | 95.95% | 19.72% | 1742 | 2075 | 83.95% | -2.76 | -2.68 |



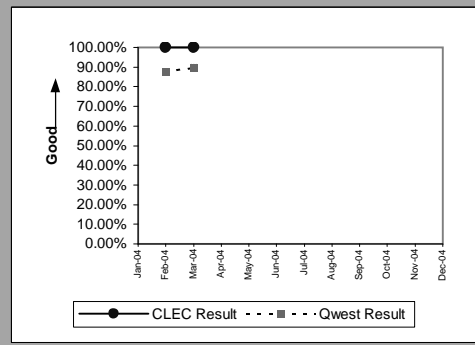
| UNE P (Centrex) (Parity) | | | | | | | | | |
|--------------------------|----------|------------|-------------|--------------|-----------|-------------|--------------|-----------|------------|
| Date | CLEC Num | CLEC Denom | CLEC Result | CLEC Std Dev | Qwest Num | Qwest Denom | Qwest Result | Mod Z Scr | Parity Scr |
| Jan-04 | 1 | 1 | 100.00% | 0.00% | 9 | 12 | 75.00% | -0.55 | -1.34 |
| Feb-04 | | | | | | | | | |
| Mar-04 | | | | | | | | | |
| Apr-04 | | | | | | | | | |
| May-04 | | | | | | | | | |
| Jun-04 | | | | | | | | | |
| Jul-04 | | | | | | | | | |
| Aug-04 | | | | | | | | | |
| Sep-04 | | | | | | | | | |
| Oct-04 | | | | | | | | | |
| Nov-04 | | | | | | | | | |
| Dec-04 | | | | | | | | | |



| UNE P (Centrex 21) (Parity) | | | | | | | | | |
|-----------------------------|----------|------------|-------------|--------------|-----------|-------------|--------------|-----------|------------|
| Date | CLEC Num | CLEC Denom | CLEC Result | CLEC Std Dev | Qwest Num | Qwest Denom | Qwest Result | Mod Z Scr | Parity Scr |
| Jan-04 | 4 | 4 | 100.00% | 0.00% | 9 | 9 | 100.00% | N/A | N/A |
| Feb-04 | 1 | 2 | 50.00% | 50.00% | 10 | 11 | 90.91% | 1.05 | -0.36 |
| Mar-04 | | | | | | | | | |
| Apr-04 | | | | | | | | | |
| May-04 | | | | | | | | | |
| Jun-04 | | | | | | | | | |
| Jul-04 | | | | | | | | | |
| Aug-04 | | | | | | | | | |
| Sep-04 | | | | | | | | | |
| Oct-04 | | | | | | | | | |
| Nov-04 | | | | | | | | | |
| Dec-04 | | | | | | | | | |

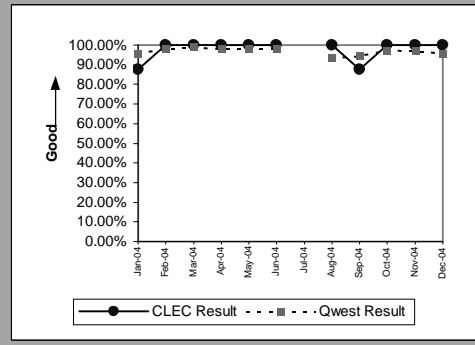


| Line Sharing) (Parity) | | | | | | | | | |
|------------------------|----------|------------|-------------|--------------|-----------|-------------|--------------|-----------|------------|
| Date | CLEC Num | CLEC Denom | CLEC Result | CLEC Std Dev | Qwest Num | Qwest Denom | Qwest Result | Mod Z Scr | Parity Scr |
| Jan-04 | | | | | | | | | |
| Feb-04 | 1 | 1 | 100.00% | 0.00% | 1780 | 2035 | 87.47% | -0.38 | -1.23 |
| Mar-04 | 1 | 1 | 100.00% | 0.00% | 1951 | 2169 | 89.95% | -0.33 | -1.2 |
| Apr-04 | | | | | | | | | |
| May-04 | | | | | | | | | |
| Jun-04 | | | | | | | | | |
| Jul-04 | | | | | | | | | |
| Aug-04 | | | | | | | | | |
| Sep-04 | | | | | | | | | |
| Oct-04 | | | | | | | | | |
| Nov-04 | | | | | | | | | |
| Dec-04 | | | | | | | | | |

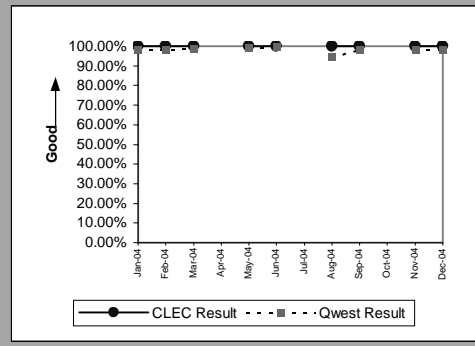


MR-3C - Out of Service Cleared within 24 Hours (Percent) - No dispatches

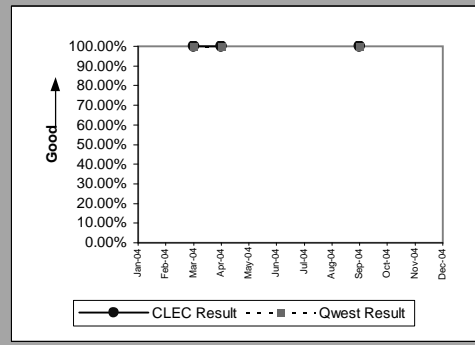
| Residence) (Parity) | | | | | | | | | |
|---------------------|----------|------------|-------------|--------------|-----------|-------------|--------------|-----------|------------|
| Date | CLEC Num | CLEC Denom | CLEC Result | CLEC Std Dev | Qwest Num | Qwest Denom | Qwest Result | Mod Z Scr | Parity Scr |
| Jan-04 | 7 | 8 | 87.50% | 33.07% | 1570 | 1640 | 95.73% | 0.95 | -0.42 |
| Feb-04 | 9 | 9 | 100.00% | 0.00% | 1400 | 1427 | 98.11% | -0.42 | -1.25 |
| Mar-04 | 3 | 3 | 100.00% | 0.00% | 1687 | 1706 | 98.89% | -0.18 | -1.11 |
| Apr-04 | 4 | 4 | 100.00% | 0.00% | 1207 | 1231 | 98.05% | -0.28 | -1.17 |
| May-04 | 3 | 3 | 100.00% | 0.00% | 1226 | 1252 | 97.92% | -0.25 | -1.15 |
| Jun-04 | 4 | 4 | 100.00% | 0.00% | 1511 | 1542 | 97.99% | -0.29 | -1.17 |
| Jul-04 | | | | | | | | | |
| Aug-04 | 8 | 8 | 100.00% | 0.00% | 1687 | 1806 | 93.41% | -0.75 | -1.46 |
| Sep-04 | 7 | 8 | 87.50% | 33.07% | 1735 | 1839 | 94.34% | 0.76 | -0.54 |
| Oct-04 | 4 | 4 | 100.00% | 0.00% | 1444 | 1484 | 97.30% | -0.33 | -1.2 |
| Nov-04 | 7 | 7 | 100.00% | 0.00% | 1325 | 1365 | 97.07% | -0.46 | -1.28 |
| Dec-04 | 4 | 4 | 100.00% | 0.00% | 1296 | 1354 | 95.72% | -0.42 | -1.26 |



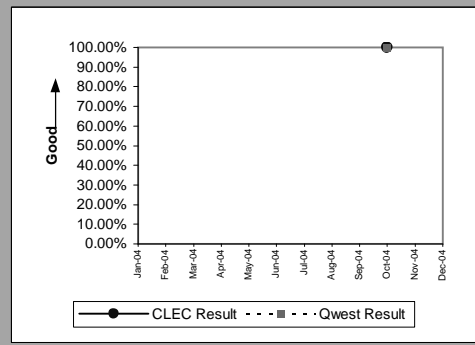
| Business) (Parity) | | | | | | | | | |
|--------------------|----------|------------|-------------|--------------|-----------|-------------|--------------|-----------|------------|
| Date | CLEC Num | CLEC Denom | CLEC Result | CLEC Std Dev | Qwest Num | Qwest Denom | Qwest Result | Mod Z Scr | Parity Scr |
| Jan-04 | 6 | 6 | 100.00% | 0.00% | 230 | 234 | 98.29% | -0.32 | -1.19 |
| Feb-04 | 6 | 6 | 100.00% | 0.00% | 228 | 232 | 98.28% | -0.32 | -1.19 |
| Mar-04 | 1 | 1 | 100.00% | 0.00% | 215 | 218 | 98.62% | -0.12 | -1.07 |
| Apr-04 | | | | | | | | | |
| May-04 | 3 | 3 | 100.00% | 0.00% | 187 | 189 | 98.94% | -0.18 | -1.11 |
| Jun-04 | 2 | 2 | 100.00% | 0.00% | 204 | 205 | 99.51% | -0.1 | -1.06 |
| Jul-04 | | | | | | | | | |
| Aug-04 | 2 | 2 | 100.00% | 0.00% | 249 | 264 | 94.32% | -0.35 | -1.21 |
| Sep-04 | 1 | 1 | 100.00% | 0.00% | 233 | 238 | 97.90% | -0.15 | -1.09 |
| Oct-04 | | | | | | | | | |
| Nov-04 | 3 | 3 | 100.00% | 0.00% | 190 | 194 | 97.94% | -0.25 | -1.15 |
| Dec-04 | 2 | 2 | 100.00% | 0.00% | 190 | 194 | 97.94% | -0.2 | -1.12 |



| Centrex) (Parity) | | | | | | | | | |
|-------------------|----------|------------|-------------|--------------|-----------|-------------|--------------|-----------|------------|
| Date | CLEC Num | CLEC Denom | CLEC Result | CLEC Std Dev | Qwest Num | Qwest Denom | Qwest Result | Mod Z Scr | Parity Scr |
| Jan-04 | | | | | | | | | |
| Feb-04 | | | | | | | | | |
| Mar-04 | 1 | 1 | 100.00% | 0.00% | 24 | 24 | 100.00% | N/A | N/A |
| Apr-04 | 3 | 3 | 100.00% | 0.00% | 22 | 22 | 100.00% | N/A | N/A |
| May-04 | | | | | | | | | |
| Jun-04 | | | | | | | | | |
| Jul-04 | | | | | | | | | |
| Aug-04 | | | | | | | | | |
| Sep-04 | 1 | 1 | 100.00% | 0.00% | 27 | 27 | 100.00% | N/A | N/A |
| Oct-04 | | | | | | | | | |
| Nov-04 | | | | | | | | | |
| Dec-04 | | | | | | | | | |

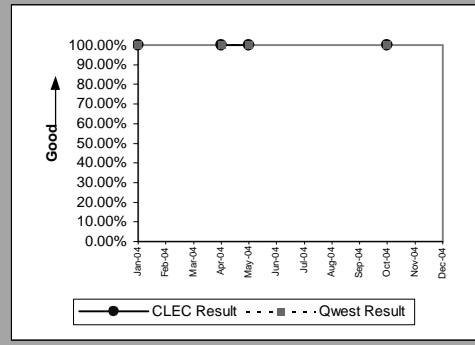


| Centrex 21) (Parity) | | | | | | | | | |
|----------------------|----------|------------|-------------|--------------|-----------|-------------|--------------|-----------|------------|
| Date | CLEC Num | CLEC Denom | CLEC Result | CLEC Std Dev | Qwest Num | Qwest Denom | Qwest Result | Mod Z Scr | Parity Scr |
| Jan-04 | | | | | | | | | |
| Feb-04 | | | | | | | | | |
| Mar-04 | | | | | | | | | |
| Apr-04 | | | | | | | | | |
| May-04 | | | | | | | | | |
| Jun-04 | | | | | | | | | |
| Jul-04 | | | | | | | | | |
| Aug-04 | | | | | | | | | |
| Sep-04 | | | | | | | | | |
| Oct-04 | 1 | 1 | 100.00% | 0.00% | 25 | 25 | 100.00% | N/A | N/A |
| Nov-04 | | | | | | | | | |
| Dec-04 | | | | | | | | | |

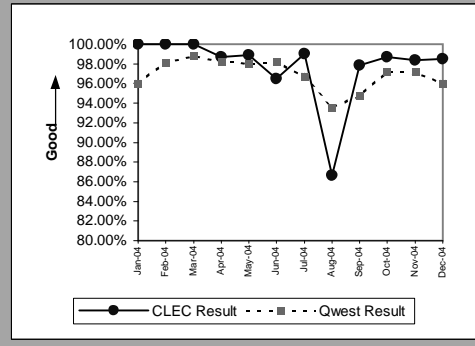


MR-3C - Out of Service Cleared within 24 Hours (Percent) - No dispatches

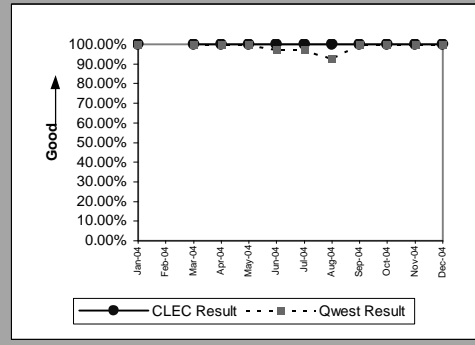
| PBX (Parity) | | | | | | | | | |
|--------------|----------|------------|-------------|--------------|-----------|-------------|--------------|-----------|------------|
| Date | CLEC Num | CLEC Denom | CLEC Result | CLEC Std Dev | Qwest Num | Qwest Denom | Qwest Result | Mod Z Scr | Parity Scr |
| Jan-04 | 2 | 2 | 100.00% | 0.00% | 60 | 60 | 100.00% | N/A | N/A |
| Feb-04 | | | | | | | | | |
| Mar-04 | | | | | | | | | |
| Apr-04 | 1 | 1 | 100.00% | 0.00% | 44 | 44 | 100.00% | N/A | N/A |
| May-04 | 4 | 4 | 100.00% | 0.00% | 38 | 38 | 100.00% | N/A | N/A |
| Jun-04 | | | | | | | | | |
| Jul-04 | | | | | | | | | |
| Aug-04 | | | | | | | | | |
| Sep-04 | | | | | | | | | |
| Oct-04 | 1 | 1 | 100.00% | 0.00% | 29 | 29 | 100.00% | N/A | N/A |
| Nov-04 | | | | | | | | | |
| Dec-04 | | | | | | | | | |



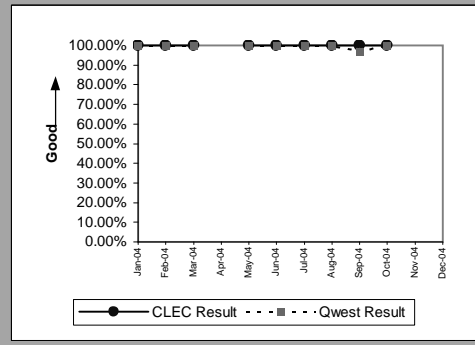
| UNE - P (POTS) (Parity) | | | | | | | | | |
|-------------------------|----------|------------|-------------|--------------|-----------|-------------|--------------|-----------|------------|
| Date | CLEC Num | CLEC Denom | CLEC Result | CLEC Std Dev | Qwest Num | Qwest Denom | Qwest Result | Mod Z Scr | Parity Scr |
| Jan-04 | 58 | 58 | 100.00% | 0.00% | 1800 | 1874 | 96.05% | -1.52 | -1.92 |
| Feb-04 | 73 | 73 | 100.00% | 0.00% | 1628 | 1659 | 98.13% | -1.15 | -1.7 |
| Mar-04 | 66 | 66 | 100.00% | 0.00% | 1902 | 1924 | 98.86% | -0.86 | -1.52 |
| Apr-04 | 76 | 77 | 98.70% | 11.32% | 1388 | 1413 | 98.23% | -0.31 | -1.19 |
| May-04 | 90 | 91 | 98.90% | 10.43% | 1413 | 1441 | 98.06% | -0.57 | -1.34 |
| Jun-04 | 83 | 86 | 96.51% | 18.35% | 1715 | 1747 | 98.17% | 1.05 | -0.36 |
| Jul-04 | 100 | 101 | 99.01% | 9.90% | 1622 | 1677 | 96.72% | -1.25 | -1.76 |
| Aug-04 | 91 | 105 | 86.67% | 33.99% | 1936 | 2070 | 93.53% | 2.47 | 0.5 |
| Sep-04 | 92 | 94 | 97.87% | 14.43% | 1968 | 2077 | 94.75% | -1.33 | -1.81 |
| Oct-04 | 76 | 77 | 98.70% | 11.32% | 1655 | 1703 | 97.18% | -0.79 | -1.48 |
| Nov-04 | 61 | 62 | 98.39% | 12.60% | 1515 | 1559 | 97.18% | -0.56 | -1.34 |
| Dec-04 | 67 | 68 | 98.53% | 12.04% | 1486 | 1548 | 95.99% | -1.04 | -1.63 |



| UNE P (Centrex) (Parity) | | | | | | | | | |
|--------------------------|----------|------------|-------------|--------------|-----------|-------------|--------------|-----------|------------|
| Date | CLEC Num | CLEC Denom | CLEC Result | CLEC Std Dev | Qwest Num | Qwest Denom | Qwest Result | Mod Z Scr | Parity Scr |
| Jan-04 | 7 | 7 | 100.00% | 0.00% | 45 | 45 | 100.00% | N/A | N/A |
| Feb-04 | | | | | | | | | |
| Mar-04 | 4 | 4 | 100.00% | 0.00% | 24 | 24 | 100.00% | N/A | N/A |
| Apr-04 | 1 | 1 | 100.00% | 0.00% | 22 | 22 | 100.00% | N/A | N/A |
| May-04 | 4 | 4 | 100.00% | 0.00% | 24 | 24 | 100.00% | N/A | N/A |
| Jun-04 | 4 | 4 | 100.00% | 0.00% | 34 | 35 | 97.14% | -0.32 | -1.2 |
| Jul-04 | 1 | 1 | 100.00% | 0.00% | 35 | 36 | 97.22% | -0.17 | -1.1 |
| Aug-04 | 3 | 3 | 100.00% | 0.00% | 37 | 40 | 92.50% | -0.48 | -1.29 |
| Sep-04 | 2 | 2 | 100.00% | 0.00% | 27 | 27 | 100.00% | N/A | N/A |
| Oct-04 | 1 | 1 | 100.00% | 0.00% | 26 | 26 | 100.00% | N/A | N/A |
| Nov-04 | 1 | 1 | 100.00% | 0.00% | 17 | 17 | 100.00% | N/A | N/A |
| Dec-04 | 3 | 3 | 100.00% | 0.00% | 29 | 29 | 100.00% | N/A | N/A |

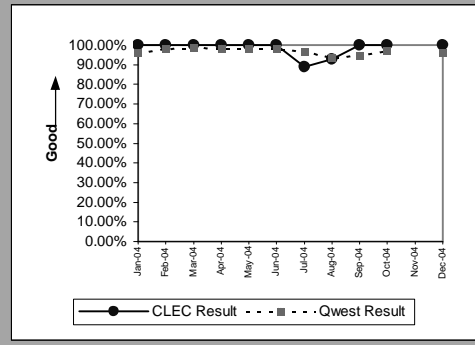


| UNE P (Centrex 21) (Parity) | | | | | | | | | |
|-----------------------------|----------|------------|-------------|--------------|-----------|-------------|--------------|-----------|------------|
| Date | CLEC Num | CLEC Denom | CLEC Result | CLEC Std Dev | Qwest Num | Qwest Denom | Qwest Result | Mod Z Scr | Parity Scr |
| Jan-04 | 4 | 4 | 100.00% | 0.00% | 27 | 27 | 100.00% | N/A | N/A |
| Feb-04 | 1 | 1 | 100.00% | 0.00% | 24 | 24 | 100.00% | N/A | N/A |
| Mar-04 | 3 | 3 | 100.00% | 0.00% | 22 | 22 | 100.00% | N/A | N/A |
| Apr-04 | | | | | | | | | |
| May-04 | 2 | 2 | 100.00% | 0.00% | 21 | 21 | 100.00% | N/A | N/A |
| Jun-04 | 1 | 1 | 100.00% | 0.00% | 22 | 22 | 100.00% | N/A | N/A |
| Jul-04 | 1 | 1 | 100.00% | 0.00% | 12 | 12 | 100.00% | N/A | N/A |
| Aug-04 | 3 | 3 | 100.00% | 0.00% | 25 | 25 | 100.00% | N/A | N/A |
| Sep-04 | 2 | 2 | 100.00% | 0.00% | 34 | 35 | 97.14% | -0.24 | -1.14 |
| Oct-04 | 1 | 1 | 100.00% | 0.00% | 25 | 25 | 100.00% | N/A | N/A |
| Nov-04 | | | | | | | | | |
| Dec-04 | | | | | | | | | |

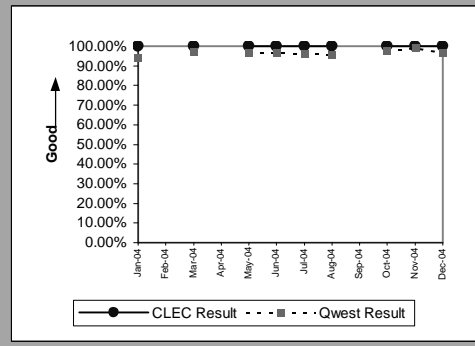


MR-3C - Out of Service Cleared within 24 Hours (Percent) - No dispatches

| Line Sharing) (Parity) | | | | | | | | | |
|------------------------|----------|------------|-------------|--------------|-----------|-------------|--------------|-----------|------------|
| Date | CLEC Num | CLEC Denom | CLEC Result | CLEC Std Dev | Qwest Num | Qwest Denom | Qwest Result | Mod Z Scr | Parity Scr |
| Jan-04 | 16 | 16 | 100.00% | 0.00% | 1800 | 1874 | 96.05% | -0.81 | -1.49 |
| Feb-04 | 11 | 11 | 100.00% | 0.00% | 1628 | 1659 | 98.13% | -0.46 | -1.28 |
| Mar-04 | 13 | 13 | 100.00% | 0.00% | 1902 | 1924 | 98.86% | -0.39 | -1.23 |
| Apr-04 | 9 | 9 | 100.00% | 0.00% | 1388 | 1413 | 98.23% | -0.4 | -1.24 |
| May-04 | 5 | 5 | 100.00% | 0.00% | 1413 | 1441 | 98.06% | -0.31 | -1.19 |
| Jun-04 | 12 | 12 | 100.00% | 0.00% | 1715 | 1747 | 98.17% | -0.47 | -1.29 |
| Jul-04 | 8 | 9 | 88.89% | 31.43% | 1622 | 1677 | 96.72% | 1.05 | -0.36 |
| Aug-04 | 13 | 14 | 92.86% | 25.75% | 1936 | 2070 | 93.53% | 0.19 | -0.89 |
| Sep-04 | 10 | 10 | 100.00% | 0.00% | 1968 | 2077 | 94.75% | -0.74 | -1.45 |
| Oct-04 | 8 | 8 | 100.00% | 0.00% | 1655 | 1703 | 97.18% | -0.48 | -1.29 |
| Nov-04 | | | | | | | | | |
| Dec-04 | 2 | 2 | 100.00% | 0.00% | 1486 | 1548 | 95.99% | -0.29 | -1.18 |

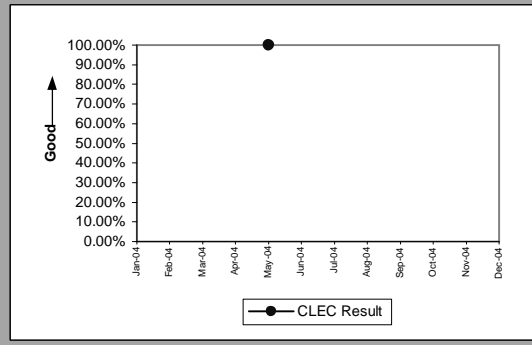


| Line Splitting) (Parity) | | | | | | | | | |
|--------------------------|----------|------------|-------------|--------------|-----------|-------------|--------------|-----------|------------|
| Date | CLEC Num | CLEC Denom | CLEC Result | CLEC Std Dev | Qwest Num | Qwest Denom | Qwest Result | Mod Z Scr | Parity Scr |
| Jan-04 | 2 | 2 | 100.00% | 0.00% | 162 | 172 | 94.19% | -0.35 | -1.21 |
| Feb-04 | | | | | | | | | |
| Mar-04 | 1 | 1 | 100.00% | 0.00% | 296 | 305 | 97.05% | -0.17 | -1.11 |
| Apr-04 | | | | | | | | | |
| May-04 | 1 | 1 | 100.00% | 0.00% | 336 | 347 | 96.83% | -0.18 | -1.11 |
| Jun-04 | 2 | 2 | 100.00% | 0.00% | 340 | 352 | 96.59% | -0.26 | -1.16 |
| Jul-04 | 4 | 4 | 100.00% | 0.00% | 316 | 328 | 96.34% | -0.39 | -1.24 |
| Aug-04 | 2 | 2 | 100.00% | 0.00% | 344 | 359 | 95.82% | -0.29 | -1.18 |
| Sep-04 | | | | | | | | | |
| Oct-04 | 2 | 2 | 100.00% | 0.00% | 227 | 232 | 97.84% | -0.21 | -1.13 |
| Nov-04 | 3 | 3 | 100.00% | 0.00% | 194 | 196 | 98.98% | -0.17 | -1.11 |
| Dec-04 | 1 | 1 | 100.00% | 0.00% | 200 | 207 | 96.62% | -0.19 | -1.11 |



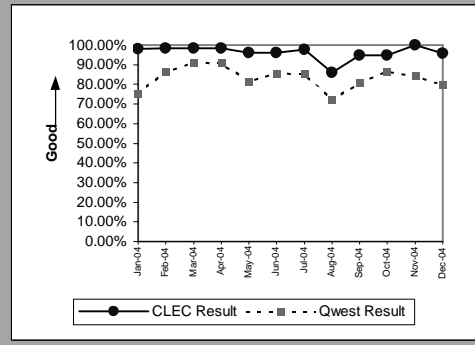
MR-3C - Out of Service Cleared within 24 Hours (Percent) - No dispatches

| Sub-Loop Unbundling) (Diagnostic) | | | | |
|-----------------------------------|-----------|-------------|-------------|--------------|
| Date | Numerator | Denominator | CLEC Result | Standard Dev |
| Jan-04 | | | | |
| Feb-04 | | | | |
| Mar-04 | | | | |
| Apr-04 | | | | |
| May-04 | 1 | 1 | 100.00% | 0.00% |
| Jun-04 | | | | |
| Jul-04 | | | | |
| Aug-04 | | | | |
| Sep-04 | | | | |
| Oct-04 | | | | |
| Nov-04 | | | | |
| Dec-04 | | | | |

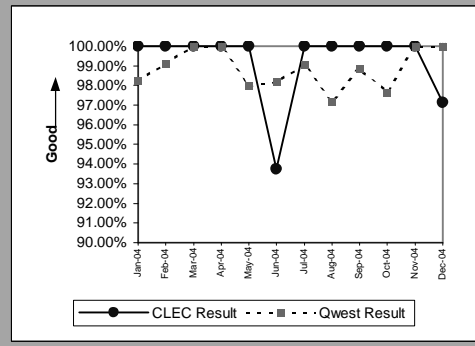


MR-3D - Out of Service Cleared within 24 Hours (Percent) - Interval Zone One

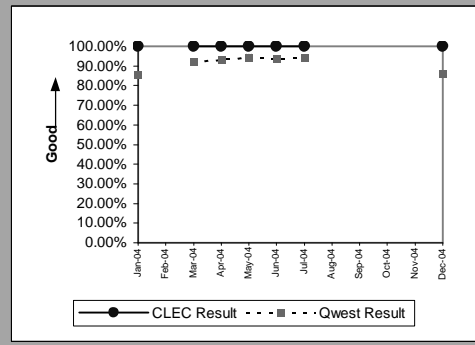
| Unbundled Loop Analog (Parity) | | | | | | | | | |
|--------------------------------|----------|------------|-------------|--------------|-----------|-------------|--------------|-----------|------------|
| Date | CLEC Num | CLEC Denom | CLEC Result | CLEC Std Dev | Qwest Num | Qwest Denom | Qwest Result | Mod Z Scr | Parity Scr |
| Jan-04 | 158 | 161 | 98.14% | 13.52% | 11707 | 15547 | 75.30% | -6.68 | -5.06 |
| Feb-04 | 122 | 124 | 98.39% | 12.60% | 8694 | 10069 | 86.34% | -3.88 | -3.36 |
| Mar-04 | 128 | 130 | 98.46% | 12.31% | 10008 | 10957 | 91.34% | -2.87 | -2.75 |
| Apr-04 | 118 | 120 | 98.33% | 12.80% | 9047 | 9946 | 90.96% | -2.8 | -2.7 |
| May-04 | 98 | 102 | 96.08% | 19.41% | 9636 | 11818 | 81.54% | -3.77 | -3.29 |
| Jun-04 | 154 | 160 | 96.25% | 19.00% | 10036 | 11735 | 85.52% | -3.83 | -3.33 |
| Jul-04 | 163 | 167 | 97.60% | 15.29% | 8956 | 10505 | 85.25% | -4.47 | -3.72 |
| Aug-04 | 171 | 199 | 85.93% | 34.77% | 10099 | 14024 | 72.01% | -4.34 | -3.64 |
| Sep-04 | 167 | 176 | 94.89% | 22.03% | 9322 | 11556 | 80.67% | -4.74 | -3.88 |
| Oct-04 | 149 | 157 | 94.90% | 21.99% | 9604 | 11083 | 86.66% | -3.02 | -2.83 |
| Nov-04 | 168 | 168 | 100.00% | 0.00% | 8308 | 9842 | 84.41% | -5.52 | -4.36 |
| Dec-04 | 141 | 147 | 95.92% | 19.79% | 8549 | 10691 | 79.96% | -4.8 | -3.92 |



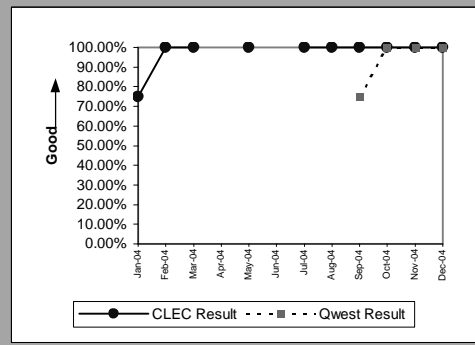
| Unbundled Loop - 2 Wire Non-Loaded (Parity) | | | | | | | | | |
|---|----------|------------|-------------|--------------|-----------|-------------|--------------|-----------|------------|
| Date | CLEC Num | CLEC Denom | CLEC Result | CLEC Std Dev | Qwest Num | Qwest Denom | Qwest Result | Mod Z Scr | Parity Scr |
| Jan-04 | 13 | 13 | 100.00% | 0.00% | 112 | 114 | 98.25% | -0.46 | -1.28 |
| Feb-04 | 18 | 18 | 100.00% | 0.00% | 113 | 114 | 99.12% | -0.37 | -1.23 |
| Mar-04 | 27 | 27 | 100.00% | 0.00% | 105 | 105 | 100.00% | N/A | N/A |
| Apr-04 | 13 | 13 | 100.00% | 0.00% | 136 | 136 | 100.00% | N/A | N/A |
| May-04 | 10 | 10 | 100.00% | 0.00% | 97 | 99 | 97.98% | -0.43 | -1.26 |
| Jun-04 | 15 | 16 | 93.75% | 24.21% | 107 | 109 | 98.17% | 0.87 | -0.47 |
| Jul-04 | 21 | 21 | 100.00% | 0.00% | 105 | 106 | 99.06% | -0.41 | -1.25 |
| Aug-04 | 21 | 21 | 100.00% | 0.00% | 103 | 106 | 97.17% | -0.71 | -1.43 |
| Sep-04 | 25 | 25 | 100.00% | 0.00% | 87 | 88 | 98.86% | -0.47 | -1.29 |
| Oct-04 | 20 | 20 | 100.00% | 0.00% | 83 | 85 | 97.65% | -0.62 | -1.38 |
| Nov-04 | 20 | 20 | 100.00% | 0.00% | 62 | 62 | 100.00% | N/A | N/A |
| Dec-04 | 34 | 35 | 97.14% | 16.66% | 89 | 89 | 100.00% | N/A | -0.33 |



| Unbundled Loop - ADSL Qualified (Parity) | | | | | | | | | |
|--|----------|------------|-------------|--------------|-----------|-------------|--------------|-----------|------------|
| Date | CLEC Num | CLEC Denom | CLEC Result | CLEC Std Dev | Qwest Num | Qwest Denom | Qwest Result | Mod Z Scr | Parity Scr |
| Jan-04 | 1 | 1 | 100.00% | 0.00% | 155 | 181 | 85.64% | -0.41 | -1.25 |
| Feb-04 | | | | | | | | | |
| Mar-04 | 2 | 2 | 100.00% | 0.00% | 302 | 328 | 92.07% | -0.41 | -1.25 |
| Apr-04 | 3 | 3 | 100.00% | 0.00% | 320 | 343 | 93.29% | -0.46 | -1.28 |
| May-04 | 1 | 1 | 100.00% | 0.00% | 314 | 332 | 94.58% | -0.24 | -1.15 |
| Jun-04 | 2 | 2 | 100.00% | 0.00% | 326 | 347 | 93.95% | -0.36 | -1.22 |
| Jul-04 | 2 | 2 | 100.00% | 0.00% | 297 | 316 | 93.99% | -0.36 | -1.22 |
| Aug-04 | | | | | | | | | |
| Sep-04 | | | | | | | | | |
| Oct-04 | | | | | | | | | |
| Nov-04 | | | | | | | | | |
| Dec-04 | 1 | 1 | 100.00% | 0.00% | 213 | 248 | 85.89% | -0.4 | -1.25 |

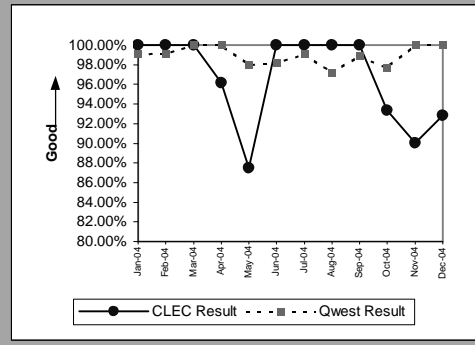


| Unbundled Loop - XDSL(i) (Parity) | | | | | | | | | |
|-----------------------------------|----------|------------|-------------|--------------|-----------|-------------|--------------|-----------|------------|
| Date | CLEC Num | CLEC Denom | CLEC Result | CLEC Std Dev | Qwest Num | Qwest Denom | Qwest Result | Mod Z Scr | Parity Scr |
| Jan-04 | 3 | 4 | 75.00% | 43.30% | | | | | N/A |
| Feb-04 | 4 | 4 | 100.00% | 0.00% | | | | | N/A |
| Mar-04 | 1 | 1 | 100.00% | 0.00% | | | | | N/A |
| Apr-04 | | | | | | | | | |
| May-04 | 2 | 2 | 100.00% | 0.00% | | | | | N/A |
| Jun-04 | | | | | | | | | |
| Jul-04 | 4 | 4 | 100.00% | 0.00% | | | | | N/A |
| Aug-04 | 3 | 3 | 100.00% | 0.00% | | | | | N/A |
| Sep-04 | 3 | 3 | 100.00% | 0.00% | 3 | 4 | 75.00% | -0.76 | -1.46 |
| Oct-04 | 2 | 2 | 100.00% | 0.00% | 2 | 2 | 100.00% | N/A | N/A |
| Nov-04 | 1 | 1 | 100.00% | 0.00% | 3 | 3 | 100.00% | N/A | N/A |
| Dec-04 | 3 | 3 | 100.00% | 0.00% | 4 | 4 | 100.00% | N/A | N/A |



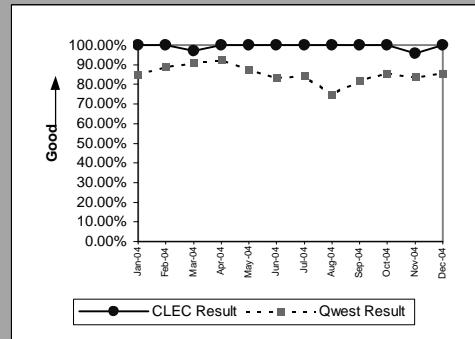
MR-3D - Out of Service Cleared within 24 Hours (Percent) - Interval Zone One

| Unbundled Loop ISDN Capable (Parity) | | | | | | | | | |
|--------------------------------------|----------|------------|-------------|--------------|-----------|-------------|--------------|-----------|------------|
| Date | CLEC Num | CLEC Denom | CLEC Result | CLEC Std Dev | Qwest Num | Qwest Denom | Qwest Result | Mod Z Scr | Parity Scr |
| Jan-04 | 20 | 20 | 100.00% | 0.00% | 111 | 112 | 99.11% | -0.39 | -1.24 |
| Feb-04 | 11 | 11 | 100.00% | 0.00% | 113 | 114 | 99.12% | -0.3 | -1.18 |
| Mar-04 | 16 | 16 | 100.00% | 0.00% | 105 | 105 | 100.00% | N/A | N/A |
| Apr-04 | 25 | 26 | 96.15% | 19.23% | 136 | 136 | 100.00% | N/A | -0.1 |
| May-04 | 7 | 8 | 87.50% | 33.07% | 96 | 98 | 97.96% | 1.24 | -0.25 |
| Jun-04 | 19 | 19 | 100.00% | 0.00% | 106 | 108 | 98.15% | -0.55 | -1.34 |
| Jul-04 | 15 | 15 | 100.00% | 0.00% | 105 | 106 | 99.06% | -0.35 | -1.22 |
| Aug-04 | 8 | 8 | 100.00% | 0.00% | 103 | 106 | 97.17% | -0.47 | -1.28 |
| Sep-04 | 6 | 6 | 100.00% | 0.00% | 87 | 88 | 98.86% | -0.25 | -1.15 |
| Oct-04 | 14 | 15 | 93.33% | 24.94% | 83 | 85 | 97.65% | 0.75 | -0.55 |
| Nov-04 | 9 | 10 | 90.00% | 30.00% | 62 | 62 | 100.00% | N/A | -0.05 |
| Dec-04 | 13 | 14 | 92.86% | 25.75% | 89 | 89 | 100.00% | N/A | -0.05 |

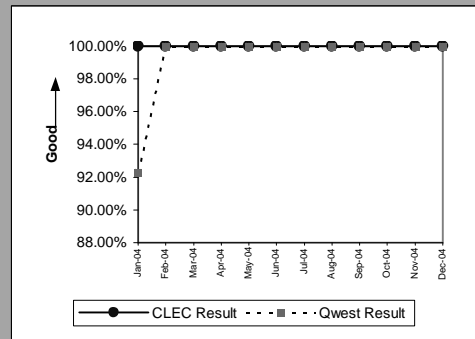


MR-3E - Out of Service Cleared within 24 Hours (Percent) - Interval Zone Two

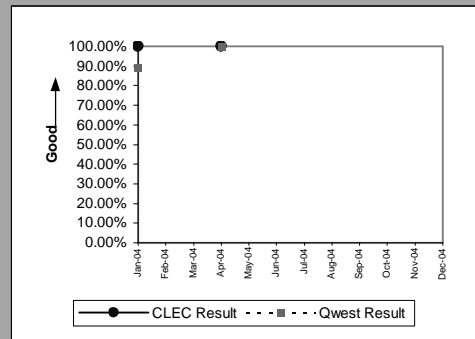
| Unbundled Loop Analog (Parity) | | | | | | | | | |
|--------------------------------|----------|------------|-------------|--------------|-----------|-------------|--------------|-----------|------------|
| Date | CLEC Num | CLEC Denom | CLEC Result | CLEC Std Dev | Qwest Num | Qwest Denom | Qwest Result | Mod Z Scr | Parity Scr |
| Jan-04 | 17 | 17 | 100.00% | 0.00% | 2593 | 3054 | 84.91% | -1.73 | -2.05 |
| Feb-04 | 12 | 12 | 100.00% | 0.00% | 2146 | 2416 | 88.82% | -1.23 | -1.75 |
| Mar-04 | 33 | 34 | 97.06% | 16.90% | 2185 | 2407 | 90.78% | -1.26 | -1.76 |
| Apr-04 | 23 | 23 | 100.00% | 0.00% | 1960 | 2121 | 92.41% | -1.37 | -1.83 |
| May-04 | 20 | 20 | 100.00% | 0.00% | 2024 | 2314 | 87.47% | -1.69 | -2.02 |
| Jun-04 | 18 | 18 | 100.00% | 0.00% | 2131 | 2558 | 83.31% | -1.89 | -2.15 |
| Jul-04 | 15 | 15 | 100.00% | 0.00% | 1955 | 2319 | 84.30% | -1.67 | -2.01 |
| Aug-04 | 9 | 9 | 100.00% | 0.00% | 2376 | 3190 | 74.48% | -1.75 | -2.07 |
| Sep-04 | 12 | 12 | 100.00% | 0.00% | 2039 | 2485 | 82.05% | -1.62 | -1.98 |
| Oct-04 | 19 | 19 | 100.00% | 0.00% | 2164 | 2523 | 85.77% | -1.77 | -2.08 |
| Nov-04 | 22 | 23 | 95.65% | 20.39% | 1903 | 2277 | 83.57% | -1.56 | -1.95 |
| Dec-04 | 13 | 13 | 100.00% | 0.00% | 1995 | 2332 | 85.55% | -1.48 | -1.9 |



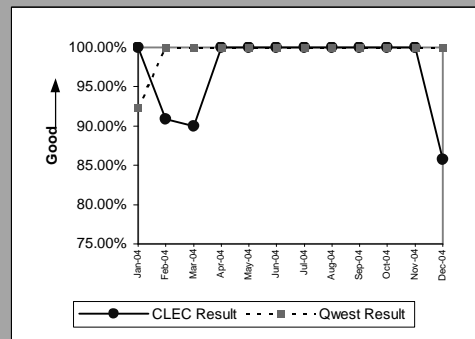
| Unbundled Loop - 2 Wire Non-Loaded (Parity) | | | | | | | | | |
|---|----------|------------|-------------|--------------|-----------|-------------|--------------|-----------|------------|
| Date | CLEC Num | CLEC Denom | CLEC Result | CLEC Std Dev | Qwest Num | Qwest Denom | Qwest Result | Mod Z Scr | Parity Scr |
| Jan-04 | 5 | 5 | 100.00% | 0.00% | 12 | 13 | 92.31% | -0.55 | -1.33 |
| Feb-04 | 5 | 5 | 100.00% | 0.00% | 19 | 19 | 100.00% | N/A | N/A |
| Mar-04 | 5 | 5 | 100.00% | 0.00% | 11 | 11 | 100.00% | N/A | N/A |
| Apr-04 | 7 | 7 | 100.00% | 0.00% | 11 | 11 | 100.00% | N/A | N/A |
| May-04 | 1 | 1 | 100.00% | 0.00% | 18 | 18 | 100.00% | N/A | N/A |
| Jun-04 | 8 | 8 | 100.00% | 0.00% | 13 | 13 | 100.00% | N/A | N/A |
| Jul-04 | 4 | 4 | 100.00% | 0.00% | 17 | 17 | 100.00% | N/A | N/A |
| Aug-04 | 4 | 4 | 100.00% | 0.00% | 10 | 10 | 100.00% | N/A | N/A |
| Sep-04 | 2 | 2 | 100.00% | 0.00% | 16 | 16 | 100.00% | N/A | N/A |
| Oct-04 | 6 | 6 | 100.00% | 0.00% | 11 | 11 | 100.00% | N/A | N/A |
| Nov-04 | 6 | 6 | 100.00% | 0.00% | 11 | 11 | 100.00% | N/A | N/A |
| Dec-04 | 3 | 3 | 100.00% | 0.00% | 9 | 9 | 100.00% | N/A | N/A |



| Unbundled Loop - ADSL Qualified (Parity) | | | | | | | | | |
|--|----------|------------|-------------|--------------|-----------|-------------|--------------|-----------|------------|
| Date | CLEC Num | CLEC Denom | CLEC Result | CLEC Std Dev | Qwest Num | Qwest Denom | Qwest Result | Mod Z Scr | Parity Scr |
| Jan-04 | 2 | 2 | 100.00% | 0.00% | 16 | 18 | 88.89% | -0.47 | -1.29 |
| Feb-04 | | | | | | | | | |
| Mar-04 | | | | | | | | | |
| Apr-04 | 1 | 1 | 100.00% | 0.00% | 28 | 28 | 100.00% | N/A | N/A |
| May-04 | | | | | | | | | |
| Jun-04 | | | | | | | | | |
| Jul-04 | | | | | | | | | |
| Aug-04 | | | | | | | | | |
| Sep-04 | | | | | | | | | |
| Oct-04 | | | | | | | | | |
| Nov-04 | | | | | | | | | |
| Dec-04 | | | | | | | | | |

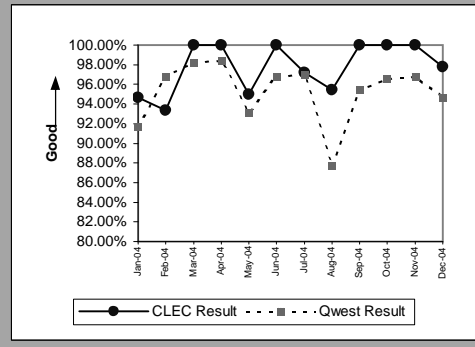


| Unbundled Loop ISDN Capable (Parity) | | | | | | | | | |
|--------------------------------------|----------|------------|-------------|--------------|-----------|-------------|--------------|-----------|------------|
| Date | CLEC Num | CLEC Denom | CLEC Result | CLEC Std Dev | Qwest Num | Qwest Denom | Qwest Result | Mod Z Scr | Parity Scr |
| Jan-04 | 9 | 9 | 100.00% | 0.00% | 12 | 13 | 92.31% | -0.67 | -1.4 |
| Feb-04 | 10 | 11 | 90.91% | 28.75% | 19 | 19 | 100.00% | N/A | -0.45 |
| Mar-04 | 9 | 10 | 90.00% | 30.00% | 11 | 11 | 100.00% | N/A | -0.59 |
| Apr-04 | 8 | 8 | 100.00% | 0.00% | 11 | 11 | 100.00% | N/A | N/A |
| May-04 | 1 | 1 | 100.00% | 0.00% | 18 | 18 | 100.00% | N/A | N/A |
| Jun-04 | 11 | 11 | 100.00% | 0.00% | 13 | 13 | 100.00% | N/A | N/A |
| Jul-04 | 5 | 5 | 100.00% | 0.00% | 17 | 17 | 100.00% | N/A | N/A |
| Aug-04 | 6 | 6 | 100.00% | 0.00% | 10 | 10 | 100.00% | N/A | N/A |
| Sep-04 | 6 | 6 | 100.00% | 0.00% | 16 | 16 | 100.00% | N/A | N/A |
| Oct-04 | 5 | 5 | 100.00% | 0.00% | 11 | 11 | 100.00% | N/A | N/A |
| Nov-04 | 5 | 5 | 100.00% | 0.00% | 11 | 11 | 100.00% | N/A | N/A |
| Dec-04 | 6 | 7 | 85.71% | 34.99% | 9 | 9 | 100.00% | N/A | -0.54 |

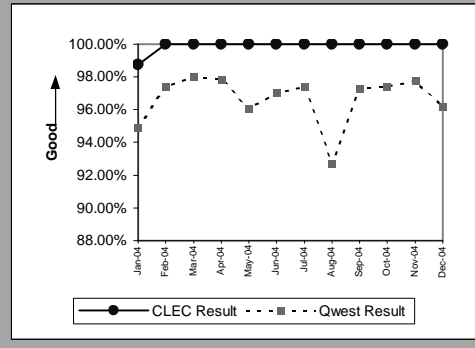


MR-4A - All Troubles Cleared within 48 Hours (Percent) - Dispatches within MSAs

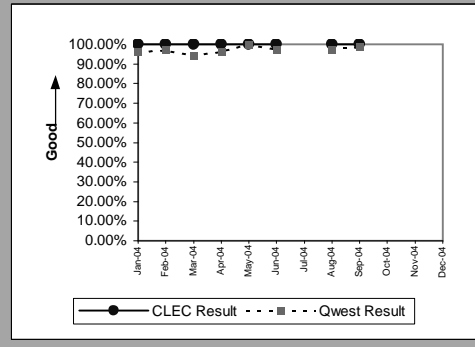
| Residence (Parity) | | | | | | | | | |
|--------------------|----------|------------|-------------|--------------|-----------|-------------|--------------|-----------|------------|
| Date | CLEC Num | CLEC Denom | CLEC Result | CLEC Std Dev | Qwest Num | Qwest Denom | Qwest Result | Mod Z Scr | Parity Scr |
| Jan-04 | 89 | 94 | 94.68% | 22.44% | 15176 | 16551 | 91.69% | -1.05 | -1.64 |
| Feb-04 | 42 | 45 | 93.33% | 24.94% | 10242 | 10578 | 96.82% | 1.22 | -0.26 |
| Mar-04 | 41 | 41 | 100.00% | 0.00% | 10834 | 11029 | 98.23% | -0.86 | -1.52 |
| Apr-04 | 39 | 39 | 100.00% | 0.00% | 9948 | 10104 | 98.46% | -0.78 | -1.47 |
| May-04 | 38 | 40 | 95.00% | 21.79% | 11113 | 11940 | 93.07% | -0.48 | -1.29 |
| Jun-04 | 37 | 37 | 100.00% | 0.00% | 11150 | 11515 | 96.83% | -1.1 | -1.67 |
| Jul-04 | 35 | 36 | 97.22% | 16.43% | 10185 | 10503 | 96.97% | -0.09 | -1.05 |
| Aug-04 | 42 | 44 | 95.45% | 20.83% | 11872 | 13541 | 87.67% | -1.57 | -1.95 |
| Sep-04 | 39 | 39 | 100.00% | 0.00% | 10482 | 10982 | 95.45% | -1.36 | -1.83 |
| Oct-04 | 56 | 56 | 100.00% | 0.00% | 10289 | 10655 | 96.57% | -1.41 | -1.86 |
| Nov-04 | 45 | 45 | 100.00% | 0.00% | 9488 | 9800 | 96.82% | -1.21 | -1.74 |
| Dec-04 | 44 | 45 | 97.78% | 14.74% | 10350 | 10937 | 94.63% | -0.93 | -1.57 |



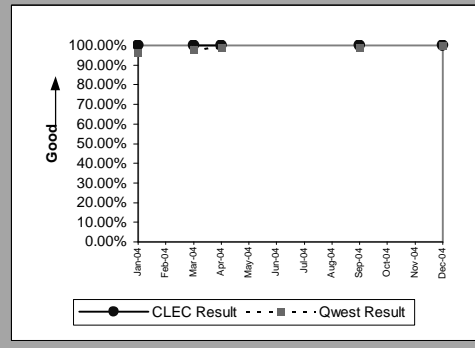
| Business (Parity) | | | | | | | | | |
|-------------------|----------|------------|-------------|--------------|-----------|-------------|--------------|-----------|------------|
| Date | CLEC Num | CLEC Denom | CLEC Result | CLEC Std Dev | Qwest Num | Qwest Denom | Qwest Result | Mod Z Scr | Parity Scr |
| Jan-04 | 78 | 79 | 98.73% | 11.18% | 1452 | 1530 | 94.90% | -1.51 | -1.92 |
| Feb-04 | 34 | 34 | 100.00% | 0.00% | 1044 | 1072 | 97.39% | -0.94 | -1.57 |
| Mar-04 | 7 | 7 | 100.00% | 0.00% | 1214 | 1238 | 98.06% | -0.37 | -1.23 |
| Apr-04 | 6 | 6 | 100.00% | 0.00% | 1091 | 1115 | 97.85% | -0.36 | -1.22 |
| May-04 | 12 | 12 | 100.00% | 0.00% | 1148 | 1195 | 96.07% | -0.7 | -1.42 |
| Jun-04 | 17 | 17 | 100.00% | 0.00% | 1272 | 1311 | 97.03% | -0.72 | -1.44 |
| Jul-04 | 9 | 9 | 100.00% | 0.00% | 1103 | 1132 | 97.44% | -0.48 | -1.29 |
| Aug-04 | 11 | 11 | 100.00% | 0.00% | 1245 | 1343 | 92.70% | -0.93 | -1.56 |
| Sep-04 | 4 | 4 | 100.00% | 0.00% | 1191 | 1224 | 97.30% | -0.33 | -1.2 |
| Oct-04 | 11 | 11 | 100.00% | 0.00% | 1206 | 1238 | 97.42% | -0.54 | -1.33 |
| Nov-04 | 12 | 12 | 100.00% | 0.00% | 1060 | 1084 | 97.79% | -0.52 | -1.32 |
| Dec-04 | 21 | 21 | 100.00% | 0.00% | 1155 | 1201 | 96.17% | -0.91 | -1.55 |



| Centrex (Parity) | | | | | | | | | |
|------------------|----------|------------|-------------|--------------|-----------|-------------|--------------|-----------|------------|
| Date | CLEC Num | CLEC Denom | CLEC Result | CLEC Std Dev | Qwest Num | Qwest Denom | Qwest Result | Mod Z Scr | Parity Scr |
| Jan-04 | 4 | 4 | 100.00% | 0.00% | 77 | 80 | 96.25% | -0.39 | -1.23 |
| Feb-04 | 1 | 1 | 100.00% | 0.00% | 99 | 102 | 97.06% | -0.17 | -1.11 |
| Mar-04 | 2 | 2 | 100.00% | 0.00% | 82 | 87 | 94.25% | -0.35 | -1.21 |
| Apr-04 | 1 | 1 | 100.00% | 0.00% | 81 | 84 | 96.43% | -0.19 | -1.12 |
| May-04 | 1 | 1 | 100.00% | 0.00% | 64 | 64 | 100.00% | N/A | N/A |
| Jun-04 | 1 | 1 | 100.00% | 0.00% | 78 | 80 | 97.50% | -0.16 | -1.1 |
| Jul-04 | | | | | | | | | |
| Aug-04 | 1 | 1 | 100.00% | 0.00% | 71 | 73 | 97.26% | -0.17 | -1.1 |
| Sep-04 | 1 | 1 | 100.00% | 0.00% | 74 | 75 | 98.67% | -0.12 | -1.07 |
| Oct-04 | | | | | | | | | |
| Nov-04 | | | | | | | | | |
| Dec-04 | | | | | | | | | |

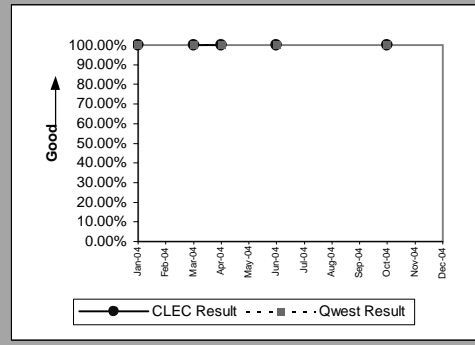


| Centrex 21 (Parity) | | | | | | | | | |
|---------------------|----------|------------|-------------|--------------|-----------|-------------|--------------|-----------|------------|
| Date | CLEC Num | CLEC Denom | CLEC Result | CLEC Std Dev | Qwest Num | Qwest Denom | Qwest Result | Mod Z Scr | Parity Scr |
| Jan-04 | 1 | 1 | 100.00% | 0.00% | 165 | 172 | 95.93% | -0.21 | -1.12 |
| Feb-04 | | | | | | | | | |
| Mar-04 | 1 | 1 | 100.00% | 0.00% | 149 | 152 | 98.03% | -0.14 | -1.09 |
| Apr-04 | 1 | 1 | 100.00% | 0.00% | 106 | 107 | 99.07% | -0.1 | -1.06 |
| May-04 | | | | | | | | | |
| Jun-04 | | | | | | | | | |
| Jul-04 | | | | | | | | | |
| Aug-04 | | | | | | | | | |
| Sep-04 | 2 | 2 | 100.00% | 0.00% | 108 | 109 | 99.08% | -0.13 | -1.08 |
| Oct-04 | | | | | | | | | |
| Nov-04 | | | | | | | | | |
| Dec-04 | 3 | 3 | 100.00% | 0.00% | 91 | 91 | 100.00% | N/A | N/A |

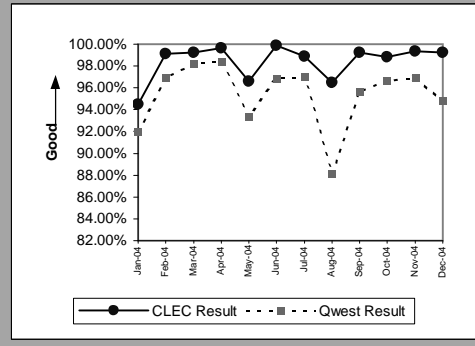


MR-4A - All Troubles Cleared within 48 Hours (Percent) - Dispatches within MSAs

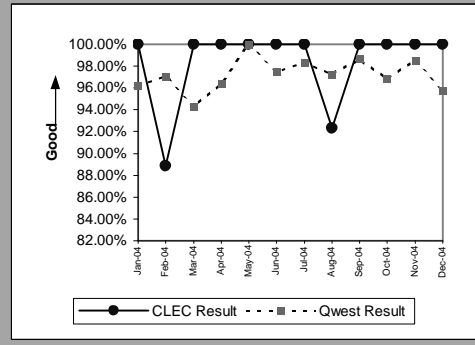
| PBX (Parity) | | | | | | | | | |
|--------------|----------|------------|-------------|--------------|-----------|-------------|--------------|-----------|------------|
| Date | CLEC Num | CLEC Denom | CLEC Result | CLEC Std Dev | Qwest Num | Qwest Denom | Qwest Result | Mod Z Scr | Parity Scr |
| Jan-04 | 1 | 1 | 100.00% | 0.00% | 25 | 25 | 100.00% | N/A | N/A |
| Feb-04 | | | | | | | | | |
| Mar-04 | 2 | 2 | 100.00% | 0.00% | 32 | 32 | 100.00% | N/A | N/A |
| Apr-04 | 1 | 1 | 100.00% | 0.00% | 23 | 23 | 100.00% | N/A | N/A |
| May-04 | | | | | | | | | |
| Jun-04 | 1 | 1 | 100.00% | 0.00% | 32 | 32 | 100.00% | N/A | N/A |
| Jul-04 | | | | | | | | | |
| Aug-04 | | | | | | | | | |
| Sep-04 | | | | | | | | | |
| Oct-04 | 2 | 2 | 100.00% | 0.00% | 20 | 20 | 100.00% | N/A | N/A |
| Nov-04 | | | | | | | | | |
| Dec-04 | | | | | | | | | |



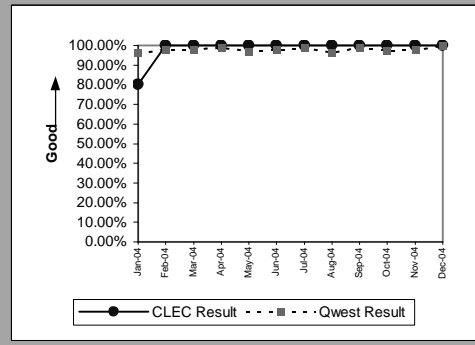
| UNE - P (POTS) (Parity) | | | | | | | | | |
|-------------------------|----------|------------|-------------|--------------|-----------|-------------|--------------|-----------|------------|
| Date | CLEC Num | CLEC Denom | CLEC Result | CLEC Std Dev | Qwest Num | Qwest Denom | Qwest Result | Mod Z Scr | Parity Scr |
| Jan-04 | 568 | 601 | 94.51% | 22.78% | 16628 | 18081 | 91.96% | -2.26 | -2.37 |
| Feb-04 | 444 | 448 | 99.11% | 9.41% | 11286 | 11650 | 96.88% | -2.66 | -2.62 |
| Mar-04 | 522 | 526 | 99.24% | 8.69% | 12048 | 12267 | 98.21% | -1.74 | -2.06 |
| Apr-04 | 549 | 551 | 99.64% | 6.01% | 11039 | 11219 | 98.40% | -2.26 | -2.38 |
| May-04 | 678 | 702 | 96.58% | 18.17% | 12261 | 13135 | 93.35% | -3.35 | -3.04 |
| Jun-04 | 735 | 736 | 99.86% | 3.68% | 12422 | 12826 | 96.85% | -4.55 | -3.77 |
| Jul-04 | 709 | 717 | 98.88% | 10.50% | 11288 | 11635 | 97.02% | -2.85 | -2.73 |
| Aug-04 | 523 | 542 | 96.49% | 18.39% | 13117 | 14884 | 88.13% | -5.91 | -4.6 |
| Sep-04 | 506 | 510 | 99.22% | 8.82% | 11673 | 12206 | 95.63% | -3.88 | -3.36 |
| Oct-04 | 501 | 507 | 98.82% | 10.81% | 11495 | 11893 | 96.65% | -2.65 | -2.61 |
| Nov-04 | 459 | 462 | 99.35% | 8.03% | 10548 | 10884 | 96.91% | -2.97 | -2.8 |
| Dec-04 | 518 | 522 | 99.23% | 8.72% | 11505 | 12138 | 94.79% | -4.48 | -3.72 |



| UNE P (Centrex) (Parity) | | | | | | | | | |
|--------------------------|----------|------------|-------------|--------------|-----------|-------------|--------------|-----------|------------|
| Date | CLEC Num | CLEC Denom | CLEC Result | CLEC Std Dev | Qwest Num | Qwest Denom | Qwest Result | Mod Z Scr | Parity Scr |
| Jan-04 | 19 | 19 | 100.00% | 0.00% | 77 | 80 | 96.25% | -0.77 | -1.47 |
| Feb-04 | 16 | 18 | 88.89% | 31.43% | 99 | 102 | 97.06% | 1.36 | -0.17 |
| Mar-04 | 12 | 12 | 100.00% | 0.00% | 82 | 87 | 94.25% | -0.8 | -1.49 |
| Apr-04 | 12 | 12 | 100.00% | 0.00% | 81 | 84 | 96.43% | -0.62 | -1.38 |
| May-04 | 19 | 19 | 100.00% | 0.00% | 64 | 64 | 100.00% | N/A | N/A |
| Jun-04 | 19 | 19 | 100.00% | 0.00% | 78 | 80 | 97.50% | -0.63 | -1.38 |
| Jul-04 | 14 | 14 | 100.00% | 0.00% | 60 | 61 | 98.36% | -0.44 | -1.26 |
| Aug-04 | 12 | 13 | 92.31% | 26.65% | 71 | 73 | 97.26% | 0.74 | -0.55 |
| Sep-04 | 17 | 17 | 100.00% | 0.00% | 74 | 75 | 98.67% | -0.43 | -1.26 |
| Oct-04 | 11 | 11 | 100.00% | 0.00% | 61 | 63 | 96.83% | -0.55 | -1.34 |
| Nov-04 | 15 | 15 | 100.00% | 0.00% | 66 | 67 | 98.51% | -0.43 | -1.26 |
| Dec-04 | 15 | 15 | 100.00% | 0.00% | 90 | 94 | 95.74% | -0.76 | -1.46 |

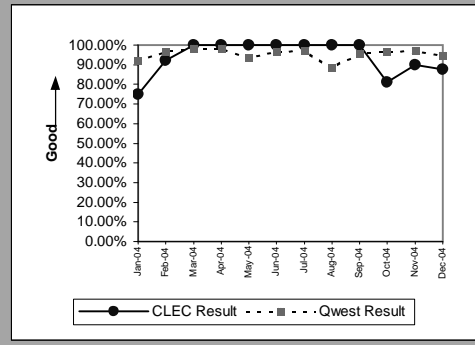


| UNE P (Centrex 21) (Parity) | | | | | | | | | |
|-----------------------------|----------|------------|-------------|--------------|-----------|-------------|--------------|-----------|------------|
| Date | CLEC Num | CLEC Denom | CLEC Result | CLEC Std Dev | Qwest Num | Qwest Denom | Qwest Result | Mod Z Scr | Parity Scr |
| Jan-04 | 4 | 5 | 80.00% | 40.00% | 165 | 172 | 95.93% | 1.23 | -0.25 |
| Feb-04 | 6 | 6 | 100.00% | 0.00% | 109 | 111 | 98.20% | -0.32 | -1.2 |
| Mar-04 | 1 | 1 | 100.00% | 0.00% | 149 | 152 | 98.03% | -0.14 | -1.09 |
| Apr-04 | 2 | 2 | 100.00% | 0.00% | 106 | 107 | 99.07% | -0.14 | -1.08 |
| May-04 | 5 | 5 | 100.00% | 0.00% | 126 | 130 | 96.92% | -0.39 | -1.24 |
| Jun-04 | 5 | 5 | 100.00% | 0.00% | 129 | 132 | 97.73% | -0.33 | -1.2 |
| Jul-04 | 8 | 8 | 100.00% | 0.00% | 136 | 138 | 98.55% | -0.33 | -1.2 |
| Aug-04 | 3 | 3 | 100.00% | 0.00% | 107 | 111 | 96.40% | -0.33 | -1.2 |
| Sep-04 | 1 | 1 | 100.00% | 0.00% | 108 | 109 | 99.08% | -0.1 | -1.06 |
| Oct-04 | 3 | 3 | 100.00% | 0.00% | 118 | 121 | 97.52% | -0.27 | -1.17 |
| Nov-04 | 4 | 4 | 100.00% | 0.00% | 128 | 131 | 97.71% | -0.3 | -1.18 |
| Dec-04 | 7 | 7 | 100.00% | 0.00% | 91 | 91 | 100.00% | N/A | N/A |

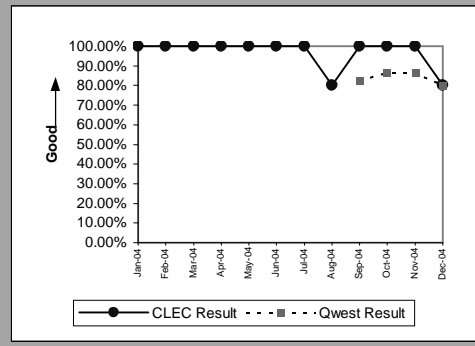


MR-4A - All Troubles Cleared within 48 Hours (Percent) - Dispatches within MSAs

| Line Sharing) (Parity) | | | | | | | | | |
|------------------------|----------|------------|-------------|--------------|-----------|-------------|--------------|-----------|------------|
| Date | CLEC Num | CLEC Denom | CLEC Result | CLEC Std Dev | Qwest Num | Qwest Denom | Qwest Result | Mod Z Scr | Parity Scr |
| Jan-04 | 15 | 20 | 75.00% | 43.30% | 16628 | 18081 | 91.96% | 2.29 | 0.39 |
| Feb-04 | 12 | 13 | 92.31% | 26.65% | 11286 | 11650 | 96.88% | 0.84 | -0.49 |
| Mar-04 | 8 | 8 | 100.00% | 0.00% | 12048 | 12267 | 98.21% | -0.38 | -1.23 |
| Apr-04 | 10 | 10 | 100.00% | 0.00% | 11039 | 11219 | 98.40% | -0.4 | -1.25 |
| May-04 | 8 | 8 | 100.00% | 0.00% | 12261 | 13135 | 93.35% | -0.75 | -1.46 |
| Jun-04 | 15 | 15 | 100.00% | 0.00% | 12422 | 12826 | 96.85% | -0.7 | -1.42 |
| Jul-04 | 10 | 10 | 100.00% | 0.00% | 11288 | 11635 | 97.02% | -0.55 | -1.34 |
| Aug-04 | 5 | 5 | 100.00% | 0.00% | 13117 | 14884 | 88.13% | -0.82 | -1.5 |
| Sep-04 | 14 | 14 | 100.00% | 0.00% | 11673 | 12206 | 95.63% | -0.8 | -1.49 |
| Oct-04 | 13 | 16 | 81.25% | 39.03% | 11495 | 11893 | 96.65% | 2.41 | 0.46 |
| Nov-04 | 9 | 10 | 90.00% | 30.00% | 10548 | 10884 | 96.91% | 1.02 | -0.38 |
| Dec-04 | 7 | 8 | 87.50% | 33.07% | 11505 | 12138 | 94.79% | 0.82 | -0.5 |

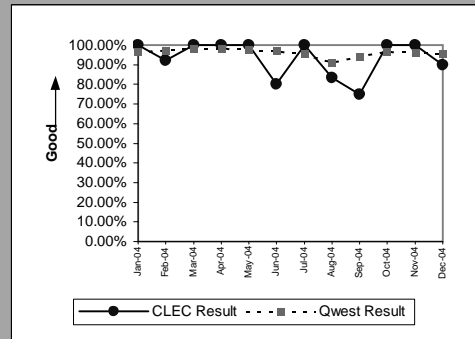


| Line Splitting) (Parity) | | | | | | | | | |
|--------------------------|----------|------------|-------------|--------------|-----------|-------------|--------------|-----------|------------|
| Date | CLEC Num | CLEC Denom | CLEC Result | CLEC Std Dev | Qwest Num | Qwest Denom | Qwest Result | Mod Z Scr | Parity Scr |
| Jan-04 | 8 | 8 | 100.00% | 0.00% | | | | | N/A |
| Feb-04 | 7 | 7 | 100.00% | 0.00% | | | | | N/A |
| Mar-04 | 2 | 2 | 100.00% | 0.00% | | | | | N/A |
| Apr-04 | 6 | 6 | 100.00% | 0.00% | | | | | N/A |
| May-04 | 3 | 3 | 100.00% | 0.00% | | | | | N/A |
| Jun-04 | 7 | 7 | 100.00% | 0.00% | | | | | N/A |
| Jul-04 | 7 | 7 | 100.00% | 0.00% | | | | | N/A |
| Aug-04 | 4 | 5 | 80.00% | 40.00% | | | | | N/A |
| Sep-04 | 8 | 8 | 100.00% | 0.00% | 706 | 857 | 82.38% | -1.3 | -1.79 |
| Oct-04 | 3 | 3 | 100.00% | 0.00% | 774 | 894 | 86.58% | -0.68 | -1.41 |
| Nov-04 | 4 | 4 | 100.00% | 0.00% | 447 | 515 | 86.80% | -0.78 | -1.47 |
| Dec-04 | 4 | 5 | 80.00% | 40.00% | 651 | 813 | 80.07% | 0.06 | -0.96 |

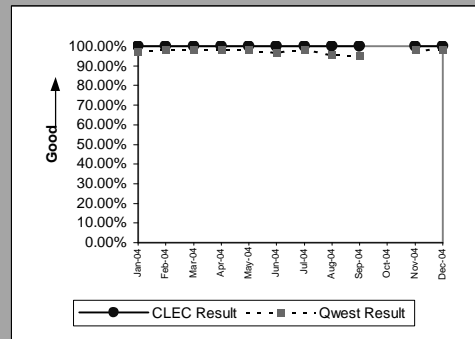


MR-4B - All Troubles Cleared within 48 Hours (Percent) - Dispatches outside MSAs

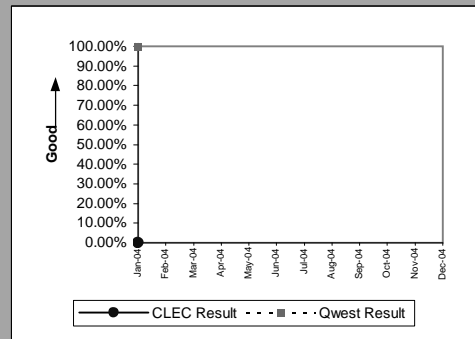
| Residence (Parity) | | | | | | | | | |
|--------------------|----------|------------|-------------|--------------|-----------|-------------|--------------|-----------|------------|
| Date | CLEC Num | CLEC Denom | CLEC Result | CLEC Std Dev | Qwest Num | Qwest Denom | Qwest Result | Mod Z Scr | Parity Scr |
| Jan-04 | 25 | 25 | 100.00% | 0.00% | 3265 | 3384 | 96.48% | -0.95 | -1.58 |
| Feb-04 | 12 | 13 | 92.31% | 26.65% | 2477 | 2541 | 97.48% | 0.98 | -0.4 |
| Mar-04 | 6 | 6 | 100.00% | 0.00% | 2574 | 2614 | 98.47% | -0.31 | -1.19 |
| Apr-04 | 5 | 5 | 100.00% | 0.00% | 2296 | 2337 | 98.25% | -0.3 | -1.18 |
| May-04 | 9 | 9 | 100.00% | 0.00% | 2535 | 2598 | 97.58% | -0.47 | -1.29 |
| Jun-04 | 4 | 5 | 80.00% | 40.00% | 2687 | 2772 | 96.93% | 1.43 | -0.13 |
| Jul-04 | 4 | 4 | 100.00% | 0.00% | 2441 | 2554 | 95.58% | -0.43 | -1.26 |
| Aug-04 | 5 | 6 | 83.33% | 37.27% | 3006 | 3295 | 91.23% | 0.65 | -0.61 |
| Sep-04 | 3 | 4 | 75.00% | 43.30% | 2419 | 2569 | 94.16% | 1.19 | -0.27 |
| Oct-04 | 6 | 6 | 100.00% | 0.00% | 2573 | 2663 | 96.62% | -0.46 | -1.28 |
| Nov-04 | 7 | 7 | 100.00% | 0.00% | 2321 | 2418 | 95.99% | -0.54 | -1.33 |
| Dec-04 | 9 | 10 | 90.00% | 30.00% | 2489 | 2597 | 95.84% | 0.82 | -0.5 |



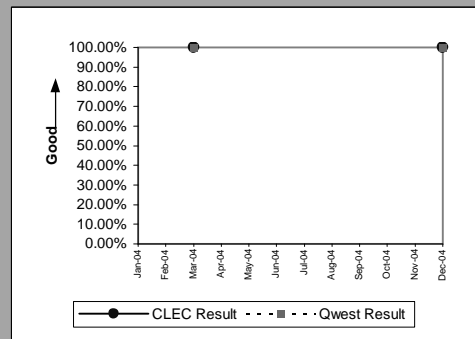
| Business (Parity) | | | | | | | | | |
|-------------------|----------|------------|-------------|--------------|-----------|-------------|--------------|-----------|------------|
| Date | CLEC Num | CLEC Denom | CLEC Result | CLEC Std Dev | Qwest Num | Qwest Denom | Qwest Result | Mod Z Scr | Parity Scr |
| Jan-04 | 15 | 15 | 100.00% | 0.00% | 329 | 338 | 97.34% | -0.63 | -1.38 |
| Feb-04 | 4 | 4 | 100.00% | 0.00% | 270 | 275 | 98.18% | -0.27 | -1.16 |
| Mar-04 | 1 | 1 | 100.00% | 0.00% | 268 | 273 | 98.17% | -0.14 | -1.08 |
| Apr-04 | 2 | 2 | 100.00% | 0.00% | 243 | 248 | 97.98% | -0.2 | -1.12 |
| May-04 | 3 | 3 | 100.00% | 0.00% | 251 | 256 | 98.05% | -0.24 | -1.15 |
| Jun-04 | 1 | 1 | 100.00% | 0.00% | 299 | 309 | 96.76% | -0.18 | -1.11 |
| Jul-04 | 3 | 3 | 100.00% | 0.00% | 246 | 250 | 98.40% | -0.22 | -1.13 |
| Aug-04 | 1 | 1 | 100.00% | 0.00% | 334 | 350 | 95.43% | -0.22 | -1.13 |
| Sep-04 | 2 | 2 | 100.00% | 0.00% | 274 | 288 | 95.14% | -0.32 | -1.19 |
| Oct-04 | | | | | | | | | |
| Nov-04 | 3 | 3 | 100.00% | 0.00% | 267 | 272 | 98.16% | -0.24 | -1.14 |
| Dec-04 | 1 | 1 | 100.00% | 0.00% | 221 | 225 | 98.22% | -0.13 | -1.08 |



| Centrex 21 (Parity) | | | | | | | | | |
|---------------------|----------|------------|-------------|--------------|-----------|-------------|--------------|-----------|------------|
| Date | CLEC Num | CLEC Denom | CLEC Result | CLEC Std Dev | Qwest Num | Qwest Denom | Qwest Result | Mod Z Scr | Parity Scr |
| Jan-04 | 0 | 1 | 0.00% | 0.00% | 14 | 14 | 100.00% | N/A | 0.19 |
| Feb-04 | | | | | | | | | |
| Mar-04 | | | | | | | | | |
| Apr-04 | | | | | | | | | |
| May-04 | | | | | | | | | |
| Jun-04 | | | | | | | | | |
| Jul-04 | | | | | | | | | |
| Aug-04 | | | | | | | | | |
| Sep-04 | | | | | | | | | |
| Oct-04 | | | | | | | | | |
| Nov-04 | | | | | | | | | |
| Dec-04 | | | | | | | | | |

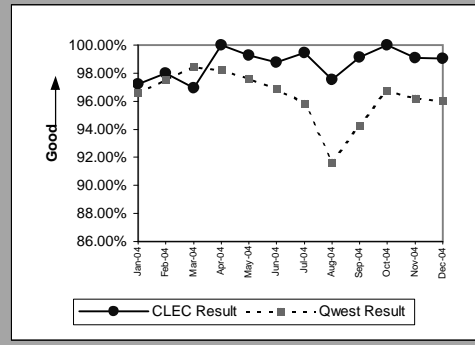


| PBX (Parity) | | | | | | | | | |
|--------------|----------|------------|-------------|--------------|-----------|-------------|--------------|-----------|------------|
| Date | CLEC Num | CLEC Denom | CLEC Result | CLEC Std Dev | Qwest Num | Qwest Denom | Qwest Result | Mod Z Scr | Parity Scr |
| Jan-04 | | | | | | | | | |
| Feb-04 | | | | | | | | | |
| Mar-04 | 4 | 4 | 100.00% | 0.00% | 12 | 12 | 100.00% | N/A | N/A |
| Apr-04 | | | | | | | | | |
| May-04 | | | | | | | | | |
| Jun-04 | | | | | | | | | |
| Jul-04 | | | | | | | | | |
| Aug-04 | | | | | | | | | |
| Sep-04 | | | | | | | | | |
| Oct-04 | | | | | | | | | |
| Nov-04 | | | | | | | | | |
| Dec-04 | 1 | 1 | 100.00% | 0.00% | 3 | 3 | 100.00% | N/A | N/A |

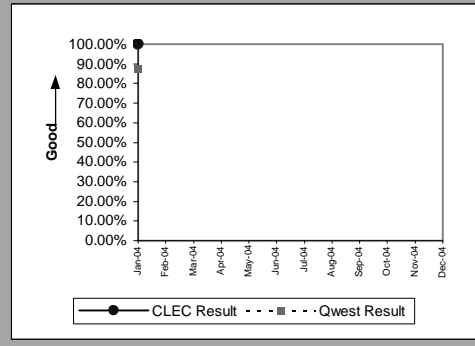


MR-4B - All Troubles Cleared within 48 Hours (Percent) - Dispatches outside MSAs

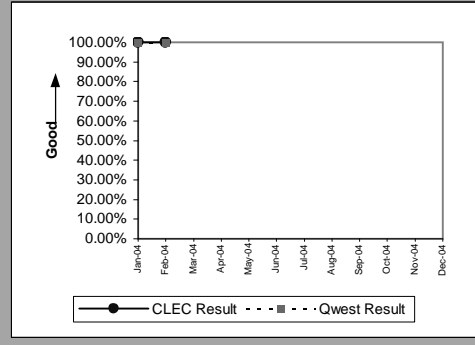
| UNE - P (POTS) (Parity) | | | | | | | | | |
|-------------------------|----------|------------|-------------|--------------|-----------|-------------|--------------|-----------|------------|
| Date | CLEC Num | CLEC Denom | CLEC Result | CLEC Std Dev | Qwest Num | Qwest Denom | Qwest Result | Mod Z Scr | Parity Scr |
| Jan-04 | 105 | 108 | 97.22% | 16.43% | 3594 | 3722 | 96.56% | -0.37 | -1.23 |
| Feb-04 | 97 | 99 | 97.98% | 14.07% | 2747 | 2816 | 97.55% | -0.27 | -1.17 |
| Mar-04 | 95 | 98 | 96.94% | 17.23% | 2842 | 2887 | 98.44% | 1.1 | -0.33 |
| Apr-04 | 122 | 122 | 100.00% | 0.00% | 2539 | 2585 | 98.22% | -1.45 | -1.88 |
| May-04 | 133 | 134 | 99.25% | 8.61% | 2786 | 2854 | 97.62% | -1.21 | -1.74 |
| Jun-04 | 159 | 161 | 98.76% | 11.08% | 2986 | 3081 | 96.92% | -1.32 | -1.8 |
| Jul-04 | 175 | 176 | 99.43% | 7.52% | 2687 | 2804 | 95.83% | -2.32 | -2.41 |
| Aug-04 | 158 | 162 | 97.53% | 15.52% | 3340 | 3645 | 91.63% | -2.65 | -2.61 |
| Sep-04 | 116 | 117 | 99.15% | 9.21% | 2693 | 2857 | 94.26% | -2.23 | -2.35 |
| Oct-04 | 120 | 120 | 100.00% | 0.00% | 2837 | 2932 | 96.76% | -1.96 | -2.19 |
| Nov-04 | 108 | 109 | 99.08% | 9.53% | 2588 | 2690 | 96.21% | -1.54 | -1.94 |
| Dec-04 | 101 | 102 | 99.02% | 9.85% | 2710 | 2822 | 96.03% | -1.52 | -1.92 |



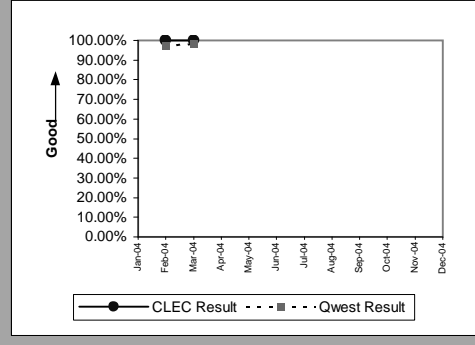
| UNE P (Centrex) (Parity) | | | | | | | | | |
|--------------------------|----------|------------|-------------|--------------|-----------|-------------|--------------|-----------|------------|
| Date | CLEC Num | CLEC Denom | CLEC Result | CLEC Std Dev | Qwest Num | Qwest Denom | Qwest Result | Mod Z Scr | Parity Scr |
| Jan-04 | 1 | 1 | 100.00% | 0.00% | 14 | 16 | 87.50% | -0.37 | -1.22 |
| Feb-04 | | | | | | | | | |
| Mar-04 | | | | | | | | | |
| Apr-04 | | | | | | | | | |
| May-04 | | | | | | | | | |
| Jun-04 | | | | | | | | | |
| Jul-04 | | | | | | | | | |
| Aug-04 | | | | | | | | | |
| Sep-04 | | | | | | | | | |
| Oct-04 | | | | | | | | | |
| Nov-04 | | | | | | | | | |
| Dec-04 | | | | | | | | | |



| UNE P (Centrex 21) (Parity) | | | | | | | | | |
|-----------------------------|----------|------------|-------------|--------------|-----------|-------------|--------------|-----------|------------|
| Date | CLEC Num | CLEC Denom | CLEC Result | CLEC Std Dev | Qwest Num | Qwest Denom | Qwest Result | Mod Z Scr | Parity Scr |
| Jan-04 | 4 | 4 | 100.00% | 0.00% | 14 | 14 | 100.00% | N/A | N/A |
| Feb-04 | 2 | 2 | 100.00% | 0.00% | 14 | 14 | 100.00% | N/A | N/A |
| Mar-04 | | | | | | | | | |
| Apr-04 | | | | | | | | | |
| May-04 | | | | | | | | | |
| Jun-04 | | | | | | | | | |
| Jul-04 | | | | | | | | | |
| Aug-04 | | | | | | | | | |
| Sep-04 | | | | | | | | | |
| Oct-04 | | | | | | | | | |
| Nov-04 | | | | | | | | | |
| Dec-04 | | | | | | | | | |

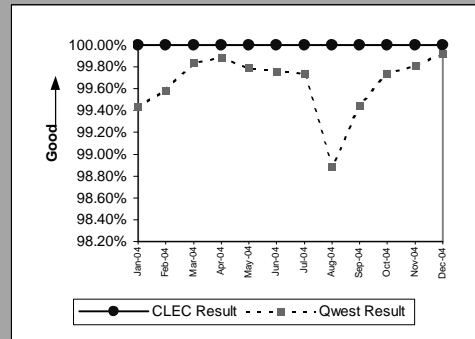


| Line Sharing) (Parity) | | | | | | | | | |
|------------------------|----------|------------|-------------|--------------|-----------|-------------|--------------|-----------|------------|
| Date | CLEC Num | CLEC Denom | CLEC Result | CLEC Std Dev | Qwest Num | Qwest Denom | Qwest Result | Mod Z Scr | Parity Scr |
| Jan-04 | | | | | | | | | |
| Feb-04 | 1 | 1 | 100.00% | 0.00% | 2747 | 2816 | 97.55% | -0.16 | -1.1 |
| Mar-04 | 1 | 1 | 100.00% | 0.00% | 2842 | 2887 | 98.44% | -0.13 | -1.08 |
| Apr-04 | | | | | | | | | |
| May-04 | | | | | | | | | |
| Jun-04 | | | | | | | | | |
| Jul-04 | | | | | | | | | |
| Aug-04 | | | | | | | | | |
| Sep-04 | | | | | | | | | |
| Oct-04 | | | | | | | | | |
| Nov-04 | | | | | | | | | |
| Dec-04 | | | | | | | | | |

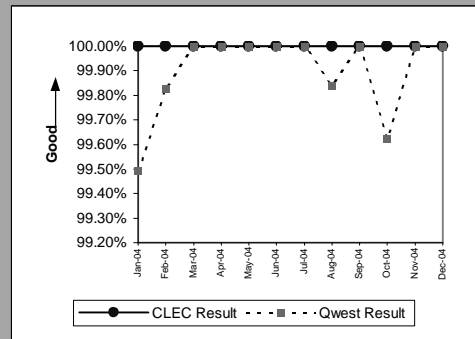


MR-4C - All Troubles Cleared within 48 Hours (Percent) - No dispatches

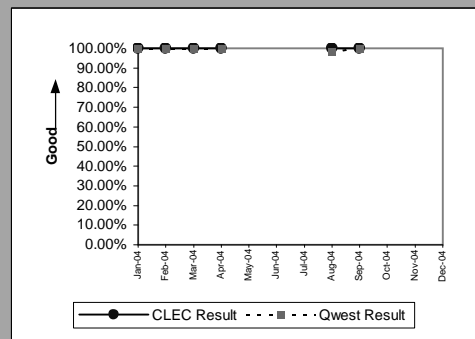
| Residence) (Parity) | | | | | | | | | |
|---------------------|----------|------------|-------------|--------------|-----------|-------------|--------------|-----------|------------|
| Date | CLEC Num | CLEC Denom | CLEC Result | CLEC Std Dev | Qwest Num | Qwest Denom | Qwest Result | Mod Z Scr | Parity Scr |
| Jan-04 | 20 | 20 | 100.00% | 0.00% | 3493 | 3513 | 99.43% | -0.34 | -1.21 |
| Feb-04 | 16 | 16 | 100.00% | 0.00% | 3130 | 3143 | 99.59% | -0.26 | -1.16 |
| Mar-04 | 9 | 9 | 100.00% | 0.00% | 3665 | 3671 | 99.84% | -0.12 | -1.07 |
| Apr-04 | 8 | 8 | 100.00% | 0.00% | 2707 | 2710 | 99.89% | -0.09 | -1.06 |
| May-04 | 8 | 8 | 100.00% | 0.00% | 2862 | 2868 | 99.79% | -0.13 | -1.08 |
| Jun-04 | 9 | 9 | 100.00% | 0.00% | 3301 | 3309 | 99.76% | -0.15 | -1.09 |
| Jul-04 | 5 | 5 | 100.00% | 0.00% | 3085 | 3093 | 99.74% | -0.11 | -1.07 |
| Aug-04 | 10 | 10 | 100.00% | 0.00% | 3467 | 3506 | 98.89% | -0.33 | -1.2 |
| Sep-04 | 10 | 10 | 100.00% | 0.00% | 3583 | 3603 | 99.44% | -0.24 | -1.14 |
| Oct-04 | 6 | 6 | 100.00% | 0.00% | 3074 | 3082 | 99.74% | -0.12 | -1.08 |
| Nov-04 | 10 | 10 | 100.00% | 0.00% | 2673 | 2678 | 99.81% | -0.14 | -1.08 |
| Dec-04 | 5 | 5 | 100.00% | 0.00% | 2470 | 2472 | 99.92% | -0.06 | -1.04 |



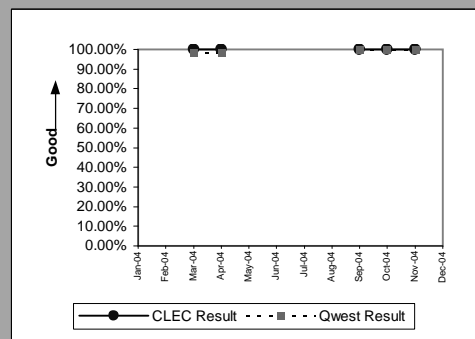
| Business) (Parity) | | | | | | | | | |
|--------------------|----------|------------|-------------|--------------|-----------|-------------|--------------|-----------|------------|
| Date | CLEC Num | CLEC Denom | CLEC Result | CLEC Std Dev | Qwest Num | Qwest Denom | Qwest Result | Mod Z Scr | Parity Scr |
| Jan-04 | 19 | 19 | 100.00% | 0.00% | 586 | 589 | 99.49% | -0.31 | -1.19 |
| Feb-04 | 14 | 14 | 100.00% | 0.00% | 568 | 569 | 99.82% | -0.16 | -1.09 |
| Mar-04 | 5 | 5 | 100.00% | 0.00% | 565 | 565 | 100.00% | N/A | N/A |
| Apr-04 | 6 | 6 | 100.00% | 0.00% | 518 | 518 | 100.00% | N/A | N/A |
| May-04 | 6 | 6 | 100.00% | 0.00% | 542 | 542 | 100.00% | N/A | N/A |
| Jun-04 | 5 | 5 | 100.00% | 0.00% | 599 | 599 | 100.00% | N/A | N/A |
| Jul-04 | 6 | 6 | 100.00% | 0.00% | 531 | 531 | 100.00% | N/A | N/A |
| Aug-04 | 6 | 6 | 100.00% | 0.00% | 626 | 627 | 99.84% | -0.1 | -1.06 |
| Sep-04 | 1 | 1 | 100.00% | 0.00% | 593 | 593 | 100.00% | N/A | N/A |
| Oct-04 | 2 | 2 | 100.00% | 0.00% | 530 | 532 | 99.62% | -0.09 | -1.05 |
| Nov-04 | 4 | 4 | 100.00% | 0.00% | 466 | 466 | 100.00% | N/A | N/A |
| Dec-04 | 5 | 5 | 100.00% | 0.00% | 473 | 473 | 100.00% | N/A | N/A |



| Centrex) (Parity) | | | | | | | | | |
|-------------------|----------|------------|-------------|--------------|-----------|-------------|--------------|-----------|------------|
| Date | CLEC Num | CLEC Denom | CLEC Result | CLEC Std Dev | Qwest Num | Qwest Denom | Qwest Result | Mod Z Scr | Parity Scr |
| Jan-04 | 1 | 1 | 100.00% | 0.00% | 66 | 66 | 100.00% | N/A | N/A |
| Feb-04 | 1 | 1 | 100.00% | 0.00% | 57 | 57 | 100.00% | N/A | N/A |
| Mar-04 | 2 | 2 | 100.00% | 0.00% | 42 | 42 | 100.00% | N/A | N/A |
| Apr-04 | 3 | 3 | 100.00% | 0.00% | 36 | 36 | 100.00% | N/A | N/A |
| May-04 | | | | | | | | | |
| Jun-04 | | | | | | | | | |
| Jul-04 | | | | | | | | | |
| Aug-04 | 1 | 1 | 100.00% | 0.00% | 56 | 57 | 98.25% | -0.13 | -1.08 |
| Sep-04 | 1 | 1 | 100.00% | 0.00% | 36 | 36 | 100.00% | N/A | N/A |
| Oct-04 | | | | | | | | | |
| Nov-04 | | | | | | | | | |
| Dec-04 | | | | | | | | | |

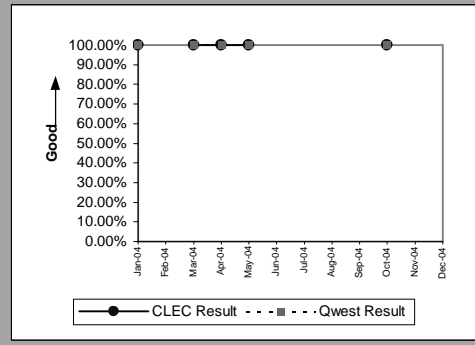


| Centrex 21) (Parity) | | | | | | | | | |
|----------------------|----------|------------|-------------|--------------|-----------|-------------|--------------|-----------|------------|
| Date | CLEC Num | CLEC Denom | CLEC Result | CLEC Std Dev | Qwest Num | Qwest Denom | Qwest Result | Mod Z Scr | Parity Scr |
| Jan-04 | | | | | | | | | |
| Feb-04 | | | | | | | | | |
| Mar-04 | 1 | 1 | 100.00% | 0.00% | 66 | 67 | 98.51% | -0.12 | -1.07 |
| Apr-04 | 1 | 1 | 100.00% | 0.00% | 59 | 60 | 98.33% | -0.13 | -1.08 |
| May-04 | | | | | | | | | |
| Jun-04 | | | | | | | | | |
| Jul-04 | | | | | | | | | |
| Aug-04 | | | | | | | | | |
| Sep-04 | 1 | 1 | 100.00% | 0.00% | 62 | 62 | 100.00% | N/A | N/A |
| Oct-04 | 3 | 3 | 100.00% | 0.00% | 53 | 53 | 100.00% | N/A | N/A |
| Nov-04 | 1 | 1 | 100.00% | 0.00% | 59 | 59 | 100.00% | N/A | N/A |
| Dec-04 | | | | | | | | | |

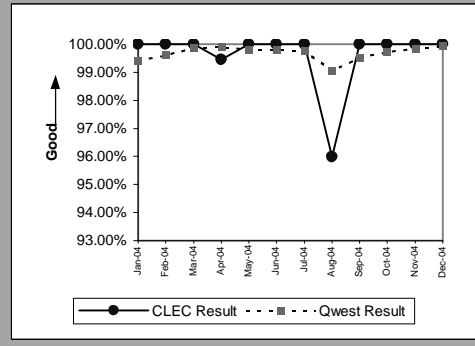


MR-4C - All Troubles Cleared within 48 Hours (Percent) - No dispatches

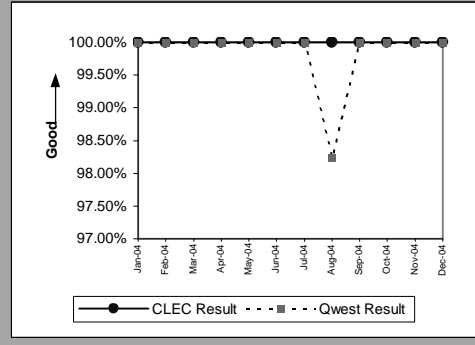
| PBX (Parity) | | | | | | | | | | |
|--------------|----------|------------|-------------|--------------|-----------|-------------|--------------|-----------|------------|--|
| Date | CLEC Num | CLEC Denom | CLEC Result | CLEC Std Dev | Qwest Num | Qwest Denom | Qwest Result | Mod Z Scr | Parity Scr | |
| Jan-04 | 2 | 2 | 100.00% | 0.00% | 66 | 66 | 100.00% | N/A | N/A | |
| Feb-04 | | | | | | | | | | |
| Mar-04 | 2 | 2 | 100.00% | 0.00% | 70 | 70 | 100.00% | N/A | N/A | |
| Apr-04 | 1 | 1 | 100.00% | 0.00% | 45 | 45 | 100.00% | N/A | N/A | |
| May-04 | 4 | 4 | 100.00% | 0.00% | 43 | 43 | 100.00% | N/A | N/A | |
| Jun-04 | | | | | | | | | | |
| Jul-04 | | | | | | | | | | |
| Aug-04 | | | | | | | | | | |
| Sep-04 | | | | | | | | | | |
| Oct-04 | 1 | 1 | 100.00% | 0.00% | 30 | 30 | 100.00% | N/A | N/A | |
| Nov-04 | | | | | | | | | | |
| Dec-04 | | | | | | | | | | |



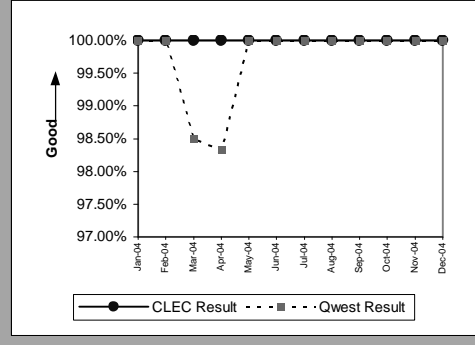
| UNE - P (POTS) (Parity) | | | | | | | | | | |
|-------------------------|----------|------------|-------------|--------------|-----------|-------------|--------------|-----------|------------|--|
| Date | CLEC Num | CLEC Denom | CLEC Result | CLEC Std Dev | Qwest Num | Qwest Denom | Qwest Result | Mod Z Scr | Parity Scr | |
| Jan-04 | 165 | 165 | 100.00% | 0.00% | 4079 | 4102 | 99.44% | -0.95 | -1.57 | |
| Feb-04 | 183 | 183 | 100.00% | 0.00% | 3698 | 3712 | 99.62% | -0.81 | -1.49 | |
| Mar-04 | 196 | 196 | 100.00% | 0.00% | 4230 | 4236 | 99.86% | -0.52 | -1.31 | |
| Apr-04 | 183 | 184 | 99.46% | 7.35% | 3225 | 3228 | 99.91% | 1.26 | -0.23 | |
| May-04 | 251 | 251 | 100.00% | 0.00% | 3404 | 3410 | 99.82% | -0.64 | -1.39 | |
| Jun-04 | 240 | 240 | 100.00% | 0.00% | 3900 | 3908 | 99.80% | -0.68 | -1.41 | |
| Jul-04 | 237 | 237 | 100.00% | 0.00% | 3616 | 3624 | 99.78% | -0.7 | -1.43 | |
| Aug-04 | 215 | 224 | 95.98% | 19.64% | 4093 | 4133 | 99.03% | 3.34 | 1.03 | |
| Sep-04 | 180 | 180 | 100.00% | 0.00% | 4176 | 4196 | 99.52% | -0.91 | -1.55 | |
| Oct-04 | 158 | 158 | 100.00% | 0.00% | 3604 | 3614 | 99.72% | -0.65 | -1.39 | |
| Nov-04 | 124 | 124 | 100.00% | 0.00% | 3139 | 3144 | 99.84% | -0.44 | -1.27 | |
| Dec-04 | 127 | 127 | 100.00% | 0.00% | 2943 | 2945 | 99.93% | -0.29 | -1.17 | |



| UNE P (Centrex) (Parity) | | | | | | | | | | |
|--------------------------|----------|------------|-------------|--------------|-----------|-------------|--------------|-----------|------------|--|
| Date | CLEC Num | CLEC Denom | CLEC Result | CLEC Std Dev | Qwest Num | Qwest Denom | Qwest Result | Mod Z Scr | Parity Scr | |
| Jan-04 | 13 | 13 | 100.00% | 0.00% | 66 | 66 | 100.00% | N/A | N/A | |
| Feb-04 | 5 | 5 | 100.00% | 0.00% | 57 | 57 | 100.00% | N/A | N/A | |
| Mar-04 | 6 | 6 | 100.00% | 0.00% | 42 | 42 | 100.00% | N/A | N/A | |
| Apr-04 | 7 | 7 | 100.00% | 0.00% | 36 | 36 | 100.00% | N/A | N/A | |
| May-04 | 10 | 10 | 100.00% | 0.00% | 50 | 50 | 100.00% | N/A | N/A | |
| Jun-04 | 8 | 8 | 100.00% | 0.00% | 49 | 49 | 100.00% | N/A | N/A | |
| Jul-04 | 4 | 4 | 100.00% | 0.00% | 53 | 53 | 100.00% | N/A | N/A | |
| Aug-04 | 7 | 7 | 100.00% | 0.00% | 56 | 57 | 98.25% | -0.33 | -1.2 | |
| Sep-04 | 6 | 6 | 100.00% | 0.00% | 36 | 36 | 100.00% | N/A | N/A | |
| Oct-04 | 4 | 4 | 100.00% | 0.00% | 40 | 40 | 100.00% | N/A | N/A | |
| Nov-04 | 9 | 9 | 100.00% | 0.00% | 25 | 25 | 100.00% | N/A | N/A | |
| Dec-04 | 5 | 5 | 100.00% | 0.00% | 45 | 45 | 100.00% | N/A | N/A | |

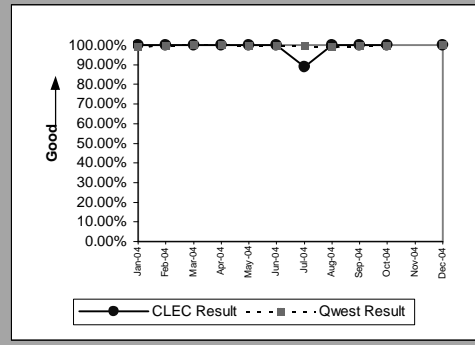


| UNE P (Centrex 21) (Parity) | | | | | | | | | | |
|-----------------------------|----------|------------|-------------|--------------|-----------|-------------|--------------|-----------|------------|--|
| Date | CLEC Num | CLEC Denom | CLEC Result | CLEC Std Dev | Qwest Num | Qwest Denom | Qwest Result | Mod Z Scr | Parity Scr | |
| Jan-04 | 5 | 5 | 100.00% | 0.00% | 78 | 78 | 100.00% | N/A | N/A | |
| Feb-04 | 3 | 3 | 100.00% | 0.00% | 62 | 62 | 100.00% | N/A | N/A | |
| Mar-04 | 3 | 3 | 100.00% | 0.00% | 66 | 67 | 98.51% | -0.21 | -1.13 | |
| Apr-04 | 1 | 1 | 100.00% | 0.00% | 59 | 60 | 98.33% | -0.13 | -1.08 | |
| May-04 | 6 | 6 | 100.00% | 0.00% | 55 | 55 | 100.00% | N/A | N/A | |
| Jun-04 | 3 | 3 | 100.00% | 0.00% | 61 | 61 | 100.00% | N/A | N/A | |
| Jul-04 | 1 | 1 | 100.00% | 0.00% | 50 | 50 | 100.00% | N/A | N/A | |
| Aug-04 | 4 | 4 | 100.00% | 0.00% | 61 | 61 | 100.00% | N/A | N/A | |
| Sep-04 | 3 | 3 | 100.00% | 0.00% | 62 | 62 | 100.00% | N/A | N/A | |
| Oct-04 | 3 | 3 | 100.00% | 0.00% | 53 | 53 | 100.00% | N/A | N/A | |
| Nov-04 | 2 | 2 | 100.00% | 0.00% | 59 | 59 | 100.00% | N/A | N/A | |
| Dec-04 | 3 | 3 | 100.00% | 0.00% | 38 | 38 | 100.00% | N/A | N/A | |

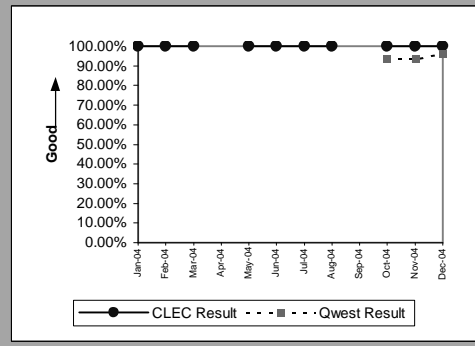


MR-4C - All Troubles Cleared within 48 Hours (Percent) - No dispatches

| Line Sharing (Parity) | | | | | | | | | |
|-----------------------|----------|------------|-------------|--------------|-----------|-------------|--------------|-----------|------------|
| Date | CLEC Num | CLEC Denom | CLEC Result | CLEC Std Dev | Qwest Num | Qwest Denom | Qwest Result | Mod Z Scr | Parity Scr |
| Jan-04 | 16 | 16 | 100.00% | 0.00% | 4079 | 4102 | 99.44% | -0.3 | -1.18 |
| Feb-04 | 12 | 12 | 100.00% | 0.00% | 3698 | 3712 | 99.62% | -0.21 | -1.13 |
| Mar-04 | 13 | 13 | 100.00% | 0.00% | 4230 | 4236 | 99.86% | -0.14 | -1.08 |
| Apr-04 | 9 | 9 | 100.00% | 0.00% | 3225 | 3228 | 99.91% | -0.09 | -1.06 |
| May-04 | 5 | 5 | 100.00% | 0.00% | 3404 | 3410 | 99.82% | -0.09 | -1.06 |
| Jun-04 | 12 | 12 | 100.00% | 0.00% | 3900 | 3908 | 99.80% | -0.16 | -1.1 |
| Jul-04 | 8 | 9 | 88.89% | 31.43% | 3616 | 3624 | 99.78% | 2.32 | 0.41 |
| Aug-04 | 15 | 15 | 100.00% | 0.00% | 4093 | 4133 | 99.03% | -0.38 | -1.23 |
| Sep-04 | 10 | 10 | 100.00% | 0.00% | 4176 | 4196 | 99.52% | -0.22 | -1.13 |
| Oct-04 | 8 | 8 | 100.00% | 0.00% | 3604 | 3614 | 99.72% | -0.15 | -1.09 |
| Nov-04 | | | | | | | | | |
| Dec-04 | 2 | 2 | 100.00% | 0.00% | 2943 | 2945 | 99.93% | -0.04 | -1.02 |

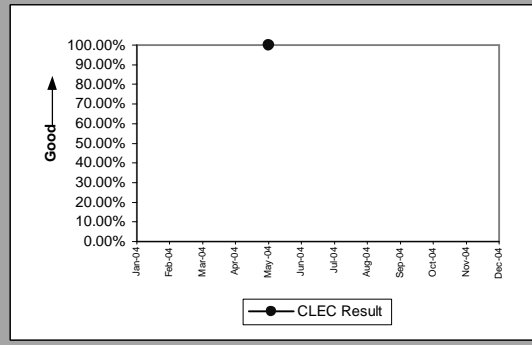


| Line Splitting (Parity) | | | | | | | | | |
|-------------------------|----------|------------|-------------|--------------|-----------|-------------|--------------|-----------|------------|
| Date | CLEC Num | CLEC Denom | CLEC Result | CLEC Std Dev | Qwest Num | Qwest Denom | Qwest Result | Mod Z Scr | Parity Scr |
| Jan-04 | 3 | 3 | 100.00% | 0.00% | | | | | N/A |
| Feb-04 | 2 | 2 | 100.00% | 0.00% | | | | | N/A |
| Mar-04 | 3 | 3 | 100.00% | 0.00% | | | | | N/A |
| Apr-04 | | | | | | | | | |
| May-04 | 2 | 2 | 100.00% | 0.00% | | | | | N/A |
| Jun-04 | 2 | 2 | 100.00% | 0.00% | | | | | N/A |
| Jul-04 | 5 | 5 | 100.00% | 0.00% | | | | | N/A |
| Aug-04 | 3 | 3 | 100.00% | 0.00% | | | | | N/A |
| Sep-04 | | | | | | | | | |
| Oct-04 | 3 | 3 | 100.00% | 0.00% | 2125 | 2273 | 93.49% | -0.46 | -1.28 |
| Nov-04 | 4 | 4 | 100.00% | 0.00% | 1437 | 1536 | 93.55% | -0.52 | -1.32 |
| Dec-04 | 3 | 3 | 100.00% | 0.00% | 1457 | 1517 | 96.04% | -0.35 | -1.21 |



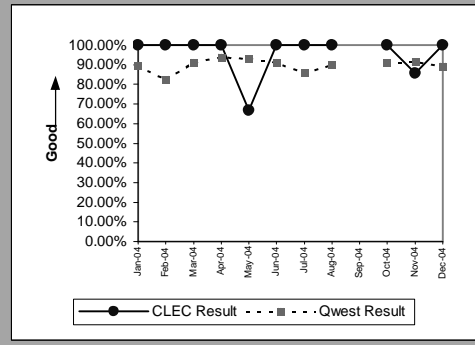
MR-4C - All Troubles Cleared within 48 Hours (Percent) - No dispatches

| Sub-Loop Unbundling) (Diagnostic) | | | | |
|-----------------------------------|-----------|-------------|-------------|--------------|
| Date | Numerator | Denominator | CLEC Result | Standard Dev |
| Jan-04 | | | | |
| Feb-04 | | | | |
| Mar-04 | | | | |
| Apr-04 | | | | |
| May-04 | 1 | 1 | 100.00% | 0.00% |
| Jun-04 | | | | |
| Jul-04 | | | | |
| Aug-04 | | | | |
| Sep-04 | | | | |
| Oct-04 | | | | |
| Nov-04 | | | | |
| Dec-04 | | | | |

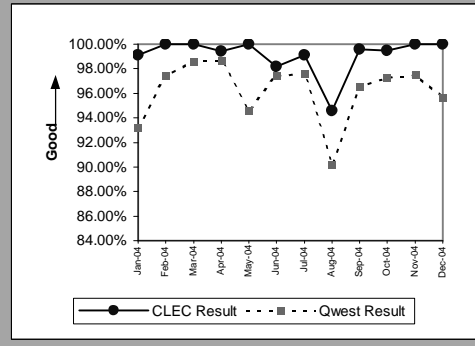


MR-4D - All Troubles Cleared within 48 Hours (Percent) - Interval Zone One

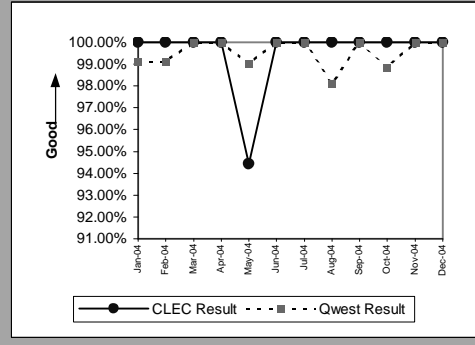
| Qwest DSL (Parity) | | | | | | | | | |
|--------------------|----------|------------|-------------|--------------|-----------|-------------|--------------|-----------|------------|
| Date | CLEC Num | CLEC Denom | CLEC Result | CLEC Std Dev | Qwest Num | Qwest Denom | Qwest Result | Mod Z Scr | Parity Scr |
| Jan-04 | 6 | 6 | 100.00% | 0.00% | 1644 | 1832 | 89.74% | -0.83 | -1.5 |
| Feb-04 | 1 | 1 | 100.00% | 0.00% | 1601 | 1939 | 82.57% | -0.46 | -1.28 |
| Mar-04 | 3 | 3 | 100.00% | 0.00% | 2380 | 2606 | 91.33% | -0.53 | -1.32 |
| Apr-04 | 8 | 8 | 100.00% | 0.00% | 2168 | 2312 | 93.77% | -0.73 | -1.44 |
| May-04 | 4 | 6 | 66.67% | 47.14% | 2005 | 2152 | 93.17% | 1.87 | 0.14 |
| Jun-04 | 4 | 4 | 100.00% | 0.00% | 1863 | 2044 | 91.14% | -0.62 | -1.38 |
| Jul-04 | 4 | 4 | 100.00% | 0.00% | 2068 | 2406 | 85.95% | -0.81 | -1.49 |
| Aug-04 | 1 | 1 | 100.00% | 0.00% | 2291 | 2552 | 89.77% | -0.34 | -1.21 |
| Sep-04 | | | | | | | | | |
| Oct-04 | 5 | 5 | 100.00% | 0.00% | 2186 | 2409 | 90.74% | -0.71 | -1.43 |
| Nov-04 | 6 | 7 | 85.71% | 34.99% | 1439 | 1572 | 91.54% | 0.55 | -0.67 |
| Dec-04 | 4 | 4 | 100.00% | 0.00% | 1677 | 1882 | 89.11% | -0.7 | -1.42 |



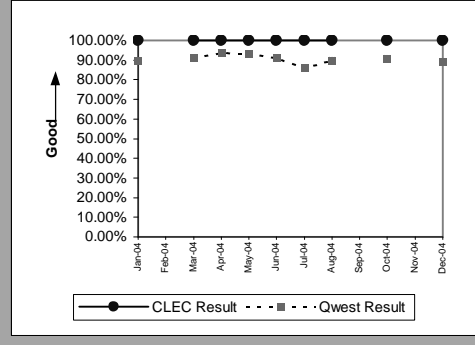
| Unbundled Loop Analog (Parity) | | | | | | | | | |
|--------------------------------|----------|------------|-------------|--------------|-----------|-------------|--------------|-----------|------------|
| Date | CLEC Num | CLEC Denom | CLEC Result | CLEC Std Dev | Qwest Num | Qwest Denom | Qwest Result | Mod Z Scr | Parity Scr |
| Jan-04 | 221 | 223 | 99.10% | 9.43% | 20113 | 21586 | 93.18% | -3.49 | -3.12 |
| Feb-04 | 174 | 174 | 100.00% | 0.00% | 14315 | 14688 | 97.46% | -2.12 | -2.29 |
| Mar-04 | 200 | 200 | 100.00% | 0.00% | 15727 | 15952 | 98.59% | -1.68 | -2.02 |
| Apr-04 | 174 | 175 | 99.43% | 7.54% | 13828 | 14011 | 98.69% | -0.85 | -1.52 |
| May-04 | 144 | 144 | 100.00% | 0.00% | 15284 | 16163 | 94.56% | -2.87 | -2.74 |
| Jun-04 | 215 | 219 | 98.17% | 13.39% | 15832 | 16243 | 97.47% | -0.66 | -1.4 |
| Jul-04 | 220 | 222 | 99.10% | 9.45% | 14416 | 14769 | 97.61% | -1.44 | -1.88 |
| Aug-04 | 244 | 258 | 94.57% | 22.65% | 16632 | 18435 | 90.22% | -2.34 | -2.42 |
| Sep-04 | 228 | 229 | 99.56% | 6.59% | 15287 | 15836 | 96.53% | -2.49 | -2.51 |
| Oct-04 | 194 | 195 | 99.49% | 7.14% | 14640 | 15046 | 97.30% | -1.87 | -2.14 |
| Nov-04 | 209 | 209 | 100.00% | 0.00% | 13201 | 13541 | 97.49% | -2.3 | -2.4 |
| Dec-04 | 204 | 204 | 100.00% | 0.00% | 14020 | 14655 | 95.67% | -3.02 | -2.84 |



| Unbundled Loop - 2 Wire Non-Loaded (Parity) | | | | | | | | | |
|---|----------|------------|-------------|--------------|-----------|-------------|--------------|-----------|------------|
| Date | CLEC Num | CLEC Denom | CLEC Result | CLEC Std Dev | Qwest Num | Qwest Denom | Qwest Result | Mod Z Scr | Parity Scr |
| Jan-04 | 20 | 20 | 100.00% | 0.00% | 113 | 114 | 99.12% | -0.39 | -1.24 |
| Feb-04 | 26 | 26 | 100.00% | 0.00% | 113 | 114 | 99.12% | -0.43 | -1.26 |
| Mar-04 | 41 | 41 | 100.00% | 0.00% | 105 | 105 | 100.00% | N/A | N/A |
| Apr-04 | 21 | 21 | 100.00% | 0.00% | 137 | 137 | 100.00% | N/A | N/A |
| May-04 | 17 | 18 | 94.44% | 22.91% | 98 | 99 | 98.99% | 1.03 | -0.37 |
| Jun-04 | 25 | 25 | 100.00% | 0.00% | 109 | 109 | 100.00% | N/A | N/A |
| Jul-04 | 30 | 30 | 100.00% | 0.00% | 106 | 106 | 100.00% | N/A | N/A |
| Aug-04 | 26 | 26 | 100.00% | 0.00% | 104 | 106 | 98.11% | -0.63 | -1.39 |
| Sep-04 | 35 | 35 | 100.00% | 0.00% | 88 | 88 | 100.00% | N/A | N/A |
| Oct-04 | 30 | 30 | 100.00% | 0.00% | 84 | 85 | 98.82% | -0.51 | -1.31 |
| Nov-04 | 28 | 28 | 100.00% | 0.00% | 62 | 62 | 100.00% | N/A | N/A |
| Dec-04 | 53 | 53 | 100.00% | 0.00% | 89 | 89 | 100.00% | N/A | N/A |

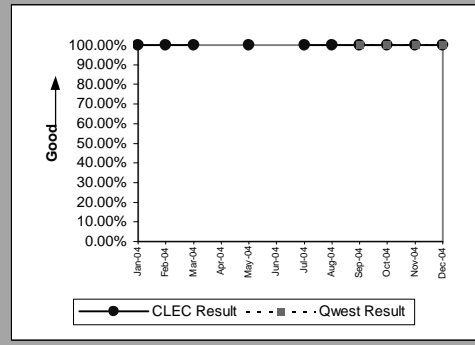


| Unbundled Loop - ADSL Qualified (Parity) | | | | | | | | | |
|--|----------|------------|-------------|--------------|-----------|-------------|--------------|-----------|------------|
| Date | CLEC Num | CLEC Denom | CLEC Result | CLEC Std Dev | Qwest Num | Qwest Denom | Qwest Result | Mod Z Scr | Parity Scr |
| Jan-04 | 1 | 1 | 100.00% | 0.00% | 1644 | 1832 | 89.74% | -0.34 | -1.21 |
| Feb-04 | | | | | | | | | |
| Mar-04 | 2 | 2 | 100.00% | 0.00% | 2380 | 2606 | 91.33% | -0.44 | -1.26 |
| Apr-04 | 3 | 3 | 100.00% | 0.00% | 2168 | 2312 | 93.77% | -0.45 | -1.27 |
| May-04 | 1 | 1 | 100.00% | 0.00% | 2005 | 2152 | 93.17% | -0.27 | -1.16 |
| Jun-04 | 2 | 2 | 100.00% | 0.00% | 1863 | 2044 | 91.14% | -0.44 | -1.27 |
| Jul-04 | 2 | 2 | 100.00% | 0.00% | 2069 | 2407 | 85.96% | -0.57 | -1.35 |
| Aug-04 | 1 | 1 | 100.00% | 0.00% | 2293 | 2554 | 89.78% | -0.34 | -1.21 |
| Sep-04 | | | | | | | | | |
| Oct-04 | 1 | 1 | 100.00% | 0.00% | 2188 | 2411 | 90.75% | -0.32 | -1.19 |
| Nov-04 | | | | | | | | | |
| Dec-04 | 1 | 1 | 100.00% | 0.00% | 1677 | 1882 | 89.11% | -0.35 | -1.21 |

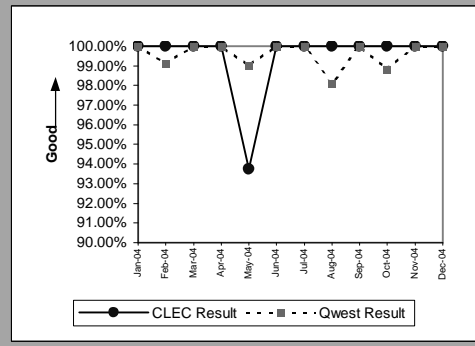


MR-4D - All Troubles Cleared within 48 Hours (Percent) - Interval Zone One

| Unbundled Loop - XDSL(i) (Parity) | | | | | | | | | |
|-----------------------------------|----------|------------|-------------|--------------|-----------|-------------|--------------|-----------|------------|
| Date | CLEC Num | CLEC Denom | CLEC Result | CLEC Std Dev | Qwest Num | Qwest Denom | Qwest Result | Mod Z Scr | Parity Scr |
| Jan-04 | 4 | 4 | 100.00% | 0.00% | | | | | N/A |
| Feb-04 | 4 | 4 | 100.00% | 0.00% | | | | | N/A |
| Mar-04 | 1 | 1 | 100.00% | 0.00% | | | | | N/A |
| Apr-04 | | | | | | | | | |
| May-04 | 2 | 2 | 100.00% | 0.00% | | | | | N/A |
| Jun-04 | | | | | | | | | |
| Jul-04 | 5 | 5 | 100.00% | 0.00% | | | | | N/A |
| Aug-04 | 3 | 3 | 100.00% | 0.00% | | | | | N/A |
| Sep-04 | 3 | 3 | 100.00% | 0.00% | 4 | 4 | 100.00% | N/A | N/A |
| Oct-04 | 3 | 3 | 100.00% | 0.00% | 2 | 2 | 100.00% | N/A | N/A |
| Nov-04 | 1 | 1 | 100.00% | 0.00% | 3 | 3 | 100.00% | N/A | N/A |
| Dec-04 | 4 | 4 | 100.00% | 0.00% | 4 | 4 | 100.00% | N/A | N/A |

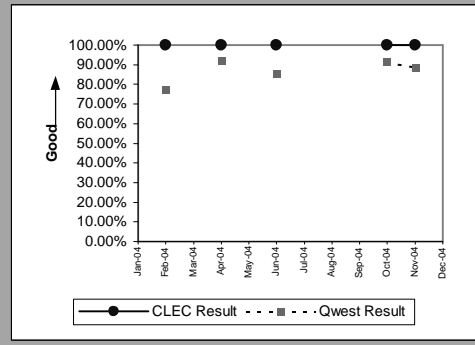


| Unbundled Loop ISDN Capable (Parity) | | | | | | | | | |
|--------------------------------------|----------|------------|-------------|--------------|-----------|-------------|--------------|-----------|------------|
| Date | CLEC Num | CLEC Denom | CLEC Result | CLEC Std Dev | Qwest Num | Qwest Denom | Qwest Result | Mod Z Scr | Parity Scr |
| Jan-04 | 25 | 25 | 100.00% | 0.00% | 112 | 112 | 100.00% | N/A | N/A |
| Feb-04 | 19 | 19 | 100.00% | 0.00% | 113 | 114 | 99.12% | -0.38 | -1.23 |
| Mar-04 | 22 | 22 | 100.00% | 0.00% | 105 | 105 | 100.00% | N/A | N/A |
| Apr-04 | 37 | 37 | 100.00% | 0.00% | 137 | 137 | 100.00% | N/A | N/A |
| May-04 | 15 | 16 | 93.75% | 24.21% | 97 | 98 | 98.98% | 1.1 | -0.33 |
| Jun-04 | 26 | 26 | 100.00% | 0.00% | 108 | 108 | 100.00% | N/A | N/A |
| Jul-04 | 23 | 23 | 100.00% | 0.00% | 106 | 106 | 100.00% | N/A | N/A |
| Aug-04 | 17 | 17 | 100.00% | 0.00% | 104 | 106 | 98.11% | -0.53 | -1.32 |
| Sep-04 | 7 | 7 | 100.00% | 0.00% | 88 | 88 | 100.00% | N/A | N/A |
| Oct-04 | 17 | 17 | 100.00% | 0.00% | 84 | 85 | 98.82% | -0.41 | -1.25 |
| Nov-04 | 14 | 14 | 100.00% | 0.00% | 62 | 62 | 100.00% | N/A | N/A |
| Dec-04 | 24 | 24 | 100.00% | 0.00% | 89 | 89 | 100.00% | N/A | N/A |

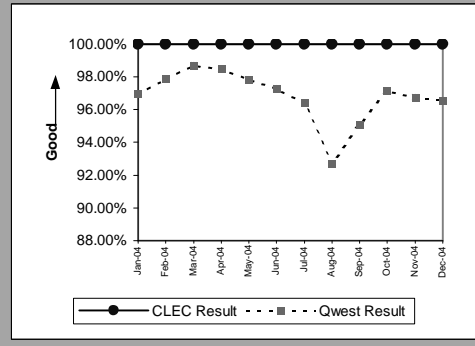


MR-4E - All Troubles Cleared within 48 Hours (Percent) - Interval Zone Two

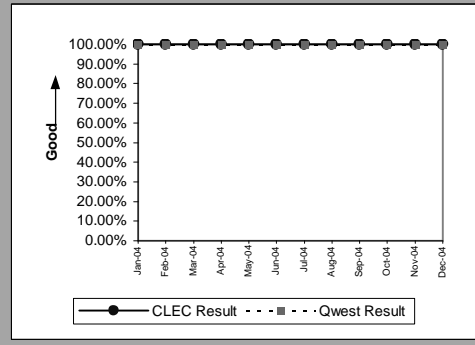
| Qwest DSL (Parity) | | | | | | | | | |
|--------------------|----------|------------|-------------|--------------|-----------|-------------|--------------|-----------|------------|
| Date | CLEC Num | CLEC Denom | CLEC Result | CLEC Std Dev | Qwest Num | Qwest Denom | Qwest Result | Mod Z Scr | Parity Scr |
| Jan-04 | | | | | | | | | |
| Feb-04 | 2 | 2 | 100.00% | 0.00% | 631 | 817 | 77.23% | -0.77 | -1.47 |
| Mar-04 | | | | | | | | | |
| Apr-04 | 1 | 1 | 100.00% | 0.00% | 909 | 987 | 92.10% | -0.29 | -1.18 |
| May-04 | | | | | | | | | |
| Jun-04 | 1 | 1 | 100.00% | 0.00% | 693 | 811 | 85.45% | -0.41 | -1.25 |
| Jul-04 | | | | | | | | | |
| Aug-04 | | | | | | | | | |
| Sep-04 | | | | | | | | | |
| Oct-04 | 1 | 1 | 100.00% | 0.00% | 988 | 1081 | 91.40% | -0.31 | -1.19 |
| Nov-04 | 1 | 1 | 100.00% | 0.00% | 606 | 683 | 88.73% | -0.36 | -1.22 |
| Dec-04 | | | | | | | | | |



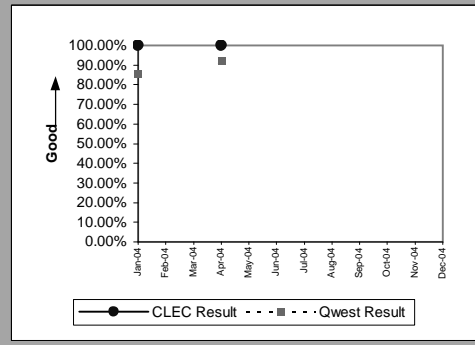
| Unbundled Loop Analog (Parity) | | | | | | | | | |
|--------------------------------|----------|------------|-------------|--------------|-----------|-------------|--------------|-----------|------------|
| Date | CLEC Num | CLEC Denom | CLEC Result | CLEC Std Dev | Qwest Num | Qwest Denom | Qwest Result | Mod Z Scr | Parity Scr |
| Jan-04 | 17 | 17 | 100.00% | 0.00% | 4188 | 4319 | 96.97% | -0.73 | -1.44 |
| Feb-04 | 13 | 13 | 100.00% | 0.00% | 3416 | 3490 | 97.88% | -0.53 | -1.32 |
| Mar-04 | 34 | 34 | 100.00% | 0.00% | 3393 | 3438 | 98.69% | -0.67 | -1.41 |
| Apr-04 | 24 | 24 | 100.00% | 0.00% | 2975 | 3021 | 98.48% | -0.61 | -1.37 |
| May-04 | 22 | 22 | 100.00% | 0.00% | 3167 | 3236 | 97.87% | -0.69 | -1.42 |
| Jun-04 | 18 | 18 | 100.00% | 0.00% | 3476 | 3572 | 97.31% | -0.7 | -1.43 |
| Jul-04 | 19 | 19 | 100.00% | 0.00% | 3175 | 3294 | 96.39% | -0.84 | -1.51 |
| Aug-04 | 19 | 19 | 100.00% | 0.00% | 3918 | 4227 | 92.69% | -1.22 | -1.74 |
| Sep-04 | 18 | 18 | 100.00% | 0.00% | 3255 | 3423 | 95.09% | -0.96 | -1.58 |
| Oct-04 | 22 | 22 | 100.00% | 0.00% | 3296 | 3393 | 97.14% | -0.8 | -1.49 |
| Nov-04 | 26 | 26 | 100.00% | 0.00% | 3074 | 3177 | 96.76% | -0.93 | -1.57 |
| Dec-04 | 17 | 17 | 100.00% | 0.00% | 3138 | 3250 | 96.55% | -0.78 | -1.47 |



| Unbundled Loop - 2 Wire Non-Loaded (Parity) | | | | | | | | | |
|---|----------|------------|-------------|--------------|-----------|-------------|--------------|-----------|------------|
| Date | CLEC Num | CLEC Denom | CLEC Result | CLEC Std Dev | Qwest Num | Qwest Denom | Qwest Result | Mod Z Scr | Parity Scr |
| Jan-04 | 6 | 6 | 100.00% | 0.00% | 13 | 13 | 100.00% | N/A | N/A |
| Feb-04 | 5 | 5 | 100.00% | 0.00% | 19 | 19 | 100.00% | N/A | N/A |
| Mar-04 | 5 | 5 | 100.00% | 0.00% | 11 | 11 | 100.00% | N/A | N/A |
| Apr-04 | 8 | 8 | 100.00% | 0.00% | 11 | 11 | 100.00% | N/A | N/A |
| May-04 | 1 | 1 | 100.00% | 0.00% | 18 | 18 | 100.00% | N/A | N/A |
| Jun-04 | 8 | 8 | 100.00% | 0.00% | 13 | 13 | 100.00% | N/A | N/A |
| Jul-04 | 4 | 4 | 100.00% | 0.00% | 17 | 17 | 100.00% | N/A | N/A |
| Aug-04 | 4 | 4 | 100.00% | 0.00% | 10 | 10 | 100.00% | N/A | N/A |
| Sep-04 | 2 | 2 | 100.00% | 0.00% | 16 | 16 | 100.00% | N/A | N/A |
| Oct-04 | 7 | 7 | 100.00% | 0.00% | 11 | 11 | 100.00% | N/A | N/A |
| Nov-04 | 6 | 6 | 100.00% | 0.00% | 11 | 11 | 100.00% | N/A | N/A |
| Dec-04 | 3 | 3 | 100.00% | 0.00% | 9 | 9 | 100.00% | N/A | N/A |

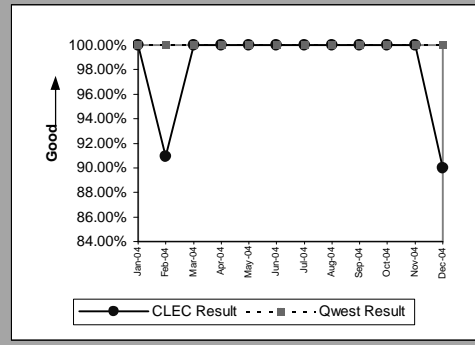


| Unbundled Loop - ADSL Qualified (Parity) | | | | | | | | | |
|--|----------|------------|-------------|--------------|-----------|-------------|--------------|-----------|------------|
| Date | CLEC Num | CLEC Denom | CLEC Result | CLEC Std Dev | Qwest Num | Qwest Denom | Qwest Result | Mod Z Scr | Parity Scr |
| Jan-04 | 2 | 2 | 100.00% | 0.00% | 652 | 760 | 85.79% | -0.57 | -1.35 |
| Feb-04 | | | | | | | | | |
| Mar-04 | | | | | | | | | |
| Apr-04 | 1 | 1 | 100.00% | 0.00% | 909 | 987 | 92.10% | -0.29 | -1.18 |
| May-04 | | | | | | | | | |
| Jun-04 | | | | | | | | | |
| Jul-04 | | | | | | | | | |
| Aug-04 | | | | | | | | | |
| Sep-04 | | | | | | | | | |
| Oct-04 | | | | | | | | | |
| Nov-04 | | | | | | | | | |
| Dec-04 | | | | | | | | | |



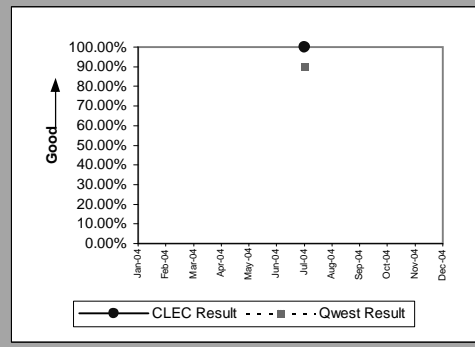
MR-4E - All Troubles Cleared within 48 Hours (Percent) - Interval Zone Two

| Unbundled Loop ISDN Capable (Parity) | | | | | | | | | |
|--------------------------------------|----------|------------|-------------|--------------|-----------|-------------|--------------|-----------|------------|
| Date | CLEC Num | CLEC Denom | CLEC Result | CLEC Std Dev | Qwest Num | Qwest Denom | Qwest Result | Mod Z Scr | Parity Scr |
| Jan-04 | 11 | 11 | 100.00% | 0.00% | 13 | 13 | 100.00% | N/A | N/A |
| Feb-04 | 10 | 11 | 90.91% | 28.75% | 19 | 19 | 100.00% | N/A | -0.45 |
| Mar-04 | 10 | 10 | 100.00% | 0.00% | 11 | 11 | 100.00% | N/A | N/A |
| Apr-04 | 9 | 9 | 100.00% | 0.00% | 11 | 11 | 100.00% | N/A | N/A |
| May-04 | 3 | 3 | 100.00% | 0.00% | 18 | 18 | 100.00% | N/A | N/A |
| Jun-04 | 13 | 13 | 100.00% | 0.00% | 13 | 13 | 100.00% | N/A | N/A |
| Jul-04 | 5 | 5 | 100.00% | 0.00% | 17 | 17 | 100.00% | N/A | N/A |
| Aug-04 | 8 | 8 | 100.00% | 0.00% | 10 | 10 | 100.00% | N/A | N/A |
| Sep-04 | 7 | 7 | 100.00% | 0.00% | 16 | 16 | 100.00% | N/A | N/A |
| Oct-04 | 8 | 8 | 100.00% | 0.00% | 11 | 11 | 100.00% | N/A | N/A |
| Nov-04 | 5 | 5 | 100.00% | 0.00% | 11 | 11 | 100.00% | N/A | N/A |
| Dec-04 | 9 | 10 | 90.00% | 30.00% | 9 | 9 | 100.00% | N/A | -0.61 |

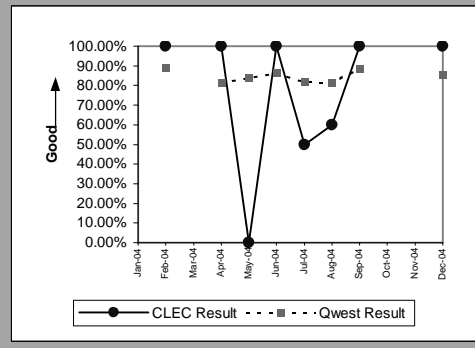


MR-5A - All Troubles Cleared within 4 Hours (Percent) - Interval Zone One

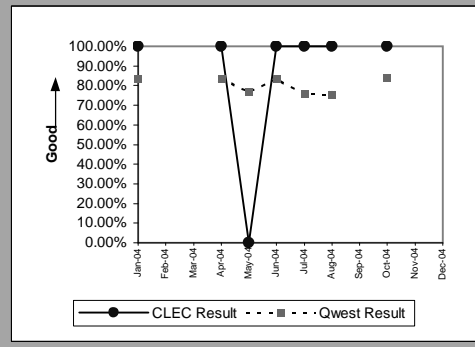
| ISDN Primary (Parity) | | | | | | | | | |
|-----------------------|----------|------------|-------------|--------------|-----------|-------------|--------------|-----------|------------|
| Date | CLEC Num | CLEC Denom | CLEC Result | CLEC Std Dev | Qwest Num | Qwest Denom | Qwest Result | Mod Z Scr | Parity Scr |
| Jan-04 | | | | | | | | | |
| Feb-04 | | | | | | | | | |
| Mar-04 | | | | | | | | | |
| Apr-04 | | | | | | | | | |
| May-04 | | | | | | | | | |
| Jun-04 | | | | | | | | | |
| Jul-04 | 1 | 1 | 100.00% | 0.00% | 18 | 20 | 90.00% | -0.33 | -1.2 |
| Aug-04 | | | | | | | | | |
| Sep-04 | | | | | | | | | |
| Oct-04 | | | | | | | | | |
| Nov-04 | | | | | | | | | |
| Dec-04 | | | | | | | | | |



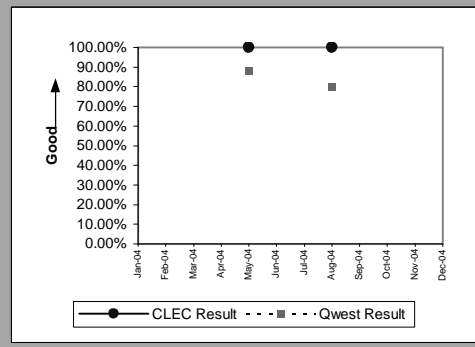
| DS0 (Parity) | | | | | | | | | |
|--------------|----------|------------|-------------|--------------|-----------|-------------|--------------|-----------|------------|
| Date | CLEC Num | CLEC Denom | CLEC Result | CLEC Std Dev | Qwest Num | Qwest Denom | Qwest Result | Mod Z Scr | Parity Scr |
| Jan-04 | | | | | | | | | |
| Feb-04 | 1 | 1 | 100.00% | 0.00% | 142 | 159 | 89.31% | -0.34 | -1.21 |
| Mar-04 | | | | | | | | | |
| Apr-04 | 2 | 2 | 100.00% | 0.00% | 148 | 182 | 81.32% | -0.67 | -1.41 |
| May-04 | 0 | 1 | 0.00% | 0.00% | 152 | 181 | 83.98% | 1.41 | -0.14 |
| Jun-04 | 1 | 1 | 100.00% | 0.00% | 183 | 212 | 86.32% | -0.4 | -1.24 |
| Jul-04 | 1 | 2 | 50.00% | 50.00% | 167 | 204 | 81.86% | 0.9 | -0.45 |
| Aug-04 | 3 | 5 | 60.00% | 48.99% | 177 | 217 | 81.57% | 1.08 | -0.34 |
| Sep-04 | 2 | 2 | 100.00% | 0.00% | 187 | 211 | 88.63% | -0.5 | -1.31 |
| Oct-04 | | | | | | | | | |
| Nov-04 | | | | | | | | | |
| Dec-04 | 3 | 3 | 100.00% | 0.00% | 138 | 161 | 85.71% | -0.7 | -1.43 |



| DS1 (Parity) | | | | | | | | | |
|--------------|----------|------------|-------------|--------------|-----------|-------------|--------------|-----------|------------|
| Date | CLEC Num | CLEC Denom | CLEC Result | CLEC Std Dev | Qwest Num | Qwest Denom | Qwest Result | Mod Z Scr | Parity Scr |
| Jan-04 | 1 | 1 | 100.00% | 0.00% | 130 | 156 | 83.33% | -0.45 | -1.27 |
| Feb-04 | | | | | | | | | |
| Mar-04 | | | | | | | | | |
| Apr-04 | 1 | 1 | 100.00% | 0.00% | 111 | 133 | 83.46% | -0.44 | -1.27 |
| May-04 | 0 | 1 | 0.00% | 0.00% | 100 | 130 | 76.92% | 1.2 | -0.27 |
| Jun-04 | 1 | 1 | 100.00% | 0.00% | 150 | 180 | 83.33% | -0.45 | -1.27 |
| Jul-04 | 1 | 1 | 100.00% | 0.00% | 111 | 146 | 76.03% | -0.56 | -1.34 |
| Aug-04 | 1 | 1 | 100.00% | 0.00% | 129 | 171 | 75.44% | -0.57 | -1.35 |
| Sep-04 | | | | | | | | | |
| Oct-04 | 1 | 1 | 100.00% | 0.00% | 127 | 151 | 84.11% | -0.43 | -1.26 |
| Nov-04 | | | | | | | | | |
| Dec-04 | | | | | | | | | |

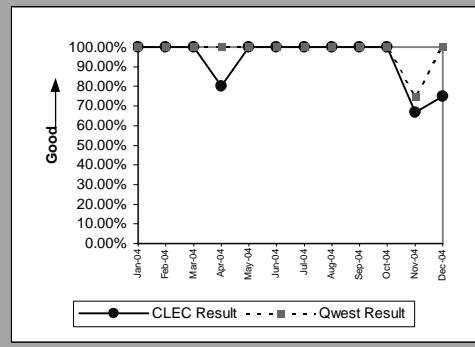


| Frame Relay (Parity) | | | | | | | | | |
|----------------------|----------|------------|-------------|--------------|-----------|-------------|--------------|-----------|------------|
| Date | CLEC Num | CLEC Denom | CLEC Result | CLEC Std Dev | Qwest Num | Qwest Denom | Qwest Result | Mod Z Scr | Parity Scr |
| Jan-04 | | | | | | | | | |
| Feb-04 | | | | | | | | | |
| Mar-04 | | | | | | | | | |
| Apr-04 | | | | | | | | | |
| May-04 | 2 | 2 | 100.00% | 0.00% | 45 | 51 | 88.24% | -0.51 | -1.31 |
| Jun-04 | | | | | | | | | |
| Jul-04 | | | | | | | | | |
| Aug-04 | 1 | 1 | 100.00% | 0.00% | 48 | 60 | 80.00% | -0.5 | -1.3 |
| Sep-04 | | | | | | | | | |
| Oct-04 | | | | | | | | | |
| Nov-04 | | | | | | | | | |
| Dec-04 | | | | | | | | | |



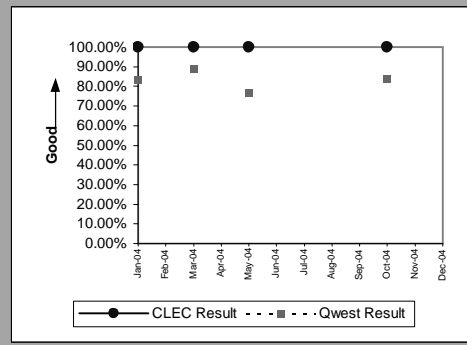
MR-5A - All Troubles Cleared within 4 Hours (Percent) - Interval Zone One

| LIS Trunk (Parity) | | | | | | | | | |
|--------------------|----------|------------|-------------|--------------|-----------|-------------|--------------|-----------|------------|
| Date | CLEC Num | CLEC Denom | CLEC Result | CLEC Std Dev | Qwest Num | Qwest Denom | Qwest Result | Mod Z Scr | Parity Scr |
| Jan-04 | 9 | 9 | 100.00% | 0.00% | 12 | 12 | 100.00% | N/A | N/A |
| Feb-04 | 8 | 8 | 100.00% | 0.00% | 6 | 6 | 100.00% | N/A | N/A |
| Mar-04 | 8 | 8 | 100.00% | 0.00% | 6 | 6 | 100.00% | N/A | N/A |
| Apr-04 | 4 | 5 | 80.00% | 40.00% | 2 | 2 | 100.00% | N/A | -0.84 |
| May-04 | 8 | 8 | 100.00% | 0.00% | 3 | 3 | 100.00% | N/A | N/A |
| Jun-04 | 9 | 9 | 100.00% | 0.00% | 7 | 7 | 100.00% | N/A | N/A |
| Jul-04 | 6 | 6 | 100.00% | 0.00% | 2 | 2 | 100.00% | N/A | N/A |
| Aug-04 | 9 | 9 | 100.00% | 0.00% | 7 | 7 | 100.00% | N/A | N/A |
| Sep-04 | 8 | 8 | 100.00% | 0.00% | 3 | 3 | 100.00% | N/A | N/A |
| Oct-04 | 7 | 7 | 100.00% | 0.00% | 4 | 4 | 100.00% | N/A | N/A |
| Nov-04 | 2 | 3 | 66.67% | 47.14% | 3 | 4 | 75.00% | 0.05 | -0.97 |
| Dec-04 | 3 | 4 | 75.00% | 43.30% | 2 | 2 | 100.00% | N/A | -0.79 |

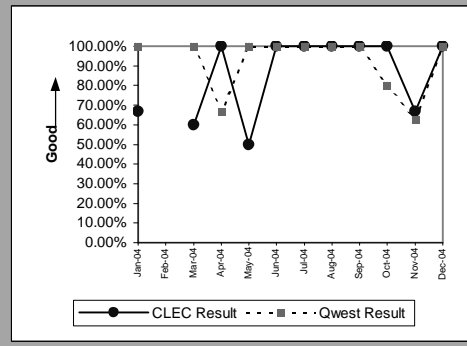


MR-5A - All Troubles Cleared within 4 Hours (Percent) - Interval Zone One

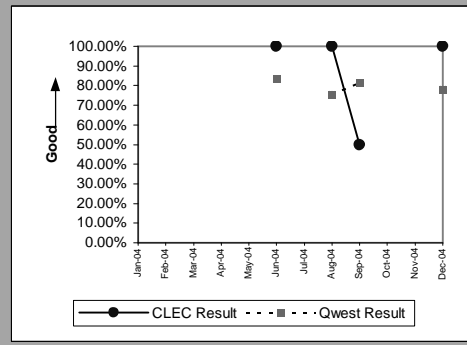
| UDIT DS1) (Parity) | | | | | | | | | |
|--------------------|----------|------------|-------------|--------------|-----------|-------------|--------------|-----------|------------|
| Date | CLEC Num | CLEC Denom | CLEC Result | CLEC Std Dev | Qwest Num | Qwest Denom | Qwest Result | Mod Z Scr | Parity Scr |
| Jan-04 | 1 | 1 | 100.00% | 0.00% | 130 | 156 | 83.33% | -0.45 | -1.27 |
| Feb-04 | | | | | | | | | |
| Mar-04 | 1 | 1 | 100.00% | 0.00% | 185 | 208 | 88.94% | -0.35 | -1.21 |
| Apr-04 | | | | | | | | | |
| May-04 | 3 | 3 | 100.00% | 0.00% | 100 | 130 | 76.92% | -0.94 | -1.57 |
| Jun-04 | | | | | | | | | |
| Jul-04 | | | | | | | | | |
| Aug-04 | | | | | | | | | |
| Sep-04 | | | | | | | | | |
| Oct-04 | 1 | 1 | 100.00% | 0.00% | 127 | 151 | 84.11% | -0.43 | -1.26 |
| Nov-04 | | | | | | | | | |
| Dec-04 | | | | | | | | | |



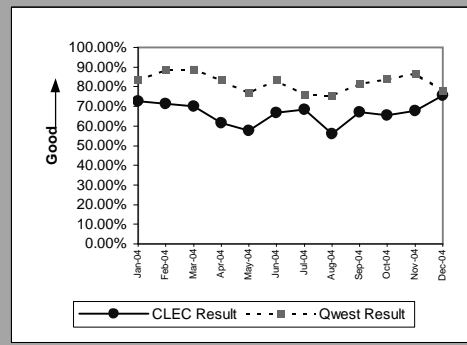
| UDIT Above DS1 Level) (Parity) | | | | | | | | | |
|--------------------------------|----------|------------|-------------|--------------|-----------|-------------|--------------|-----------|------------|
| Date | CLEC Num | CLEC Denom | CLEC Result | CLEC Std Dev | Qwest Num | Qwest Denom | Qwest Result | Mod Z Scr | Parity Scr |
| Jan-04 | 2 | 3 | 66.67% | 47.14% | 2 | 2 | 100.00% | N/A | -0.71 |
| Feb-04 | | | | | | | | | |
| Mar-04 | 3 | 5 | 60.00% | 48.99% | 6 | 6 | 100.00% | N/A | -0.17 |
| Apr-04 | 1 | 1 | 100.00% | 0.00% | 4 | 6 | 66.67% | -0.65 | -1.4 |
| May-04 | 1 | 2 | 50.00% | 50.00% | 2 | 2 | 100.00% | N/A | -0.63 |
| Jun-04 | 1 | 1 | 100.00% | 0.00% | 6 | 6 | 100.00% | N/A | N/A |
| Jul-04 | 3 | 3 | 100.00% | 0.00% | 5 | 5 | 100.00% | N/A | N/A |
| Aug-04 | 1 | 1 | 100.00% | 0.00% | 2 | 2 | 100.00% | N/A | N/A |
| Sep-04 | 1 | 1 | 100.00% | 0.00% | 3 | 3 | 100.00% | N/A | N/A |
| Oct-04 | 2 | 2 | 100.00% | 0.00% | 4 | 5 | 80.00% | -0.6 | -1.36 |
| Nov-04 | 2 | 3 | 66.67% | 47.14% | 5 | 8 | 62.50% | -0.13 | -1.08 |
| Dec-04 | 1 | 1 | 100.00% | 0.00% | 3 | 3 | 100.00% | N/A | N/A |



| Unbundled Loop - 4 Wire Non-Loaded) (Parity) | | | | | | | | | |
|--|----------|------------|-------------|--------------|-----------|-------------|--------------|-----------|------------|
| Date | CLEC Num | CLEC Denom | CLEC Result | CLEC Std Dev | Qwest Num | Qwest Denom | Qwest Result | Mod Z Scr | Parity Scr |
| Jan-04 | | | | | | | | | |
| Feb-04 | | | | | | | | | |
| Mar-04 | | | | | | | | | |
| Apr-04 | | | | | | | | | |
| May-04 | | | | | | | | | |
| Jun-04 | 2 | 2 | 100.00% | 0.00% | 150 | 180 | 83.33% | -0.63 | -1.38 |
| Jul-04 | | | | | | | | | |
| Aug-04 | 1 | 1 | 100.00% | 0.00% | 129 | 171 | 75.44% | -0.57 | -1.35 |
| Sep-04 | 1 | 2 | 50.00% | 50.00% | 115 | 141 | 81.56% | 0.88 | -0.46 |
| Oct-04 | | | | | | | | | |
| Nov-04 | | | | | | | | | |
| Dec-04 | 1 | 1 | 100.00% | 0.00% | 107 | 137 | 78.10% | -0.53 | -1.32 |

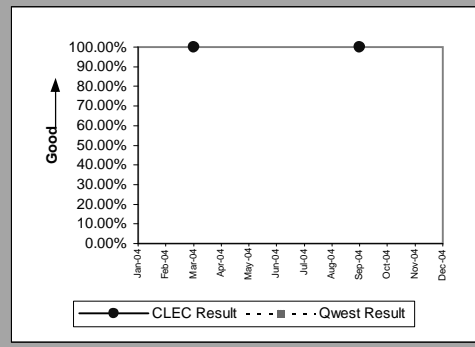


| Unbundled Loop - DS1 Capable) (Parity) | | | | | | | | | |
|--|----------|------------|-------------|--------------|-----------|-------------|--------------|-----------|------------|
| Date | CLEC Num | CLEC Denom | CLEC Result | CLEC Std Dev | Qwest Num | Qwest Denom | Qwest Result | Mod Z Scr | Parity Scr |
| Jan-04 | 61 | 84 | 72.62% | 44.59% | 130 | 156 | 83.33% | 1.93 | 0.17 |
| Feb-04 | 30 | 42 | 71.43% | 45.18% | 123 | 139 | 88.49% | 2.51 | 0.53 |
| Mar-04 | 63 | 90 | 70.00% | 45.83% | 185 | 208 | 88.94% | 3.82 | 1.32 |
| Apr-04 | 40 | 65 | 61.54% | 48.65% | 111 | 133 | 83.46% | 3.28 | 1 |
| May-04 | 34 | 59 | 57.63% | 49.41% | 100 | 130 | 76.92% | 2.65 | 0.61 |
| Jun-04 | 68 | 102 | 66.67% | 47.14% | 150 | 180 | 83.33% | 3.14 | 0.91 |
| Jul-04 | 65 | 95 | 68.42% | 46.48% | 111 | 146 | 76.03% | 1.29 | -0.22 |
| Aug-04 | 55 | 98 | 56.12% | 49.62% | 129 | 171 | 75.44% | 3.24 | 0.97 |
| Sep-04 | 51 | 76 | 67.11% | 46.98% | 115 | 141 | 81.56% | 2.35 | 0.43 |
| Oct-04 | 51 | 78 | 65.38% | 47.57% | 127 | 151 | 84.11% | 3.14 | 0.91 |
| Nov-04 | 57 | 84 | 67.86% | 46.70% | 125 | 144 | 86.81% | 3.34 | 1.03 |
| Dec-04 | 56 | 74 | 75.68% | 42.90% | 107 | 137 | 78.10% | 0.4 | -0.76 |



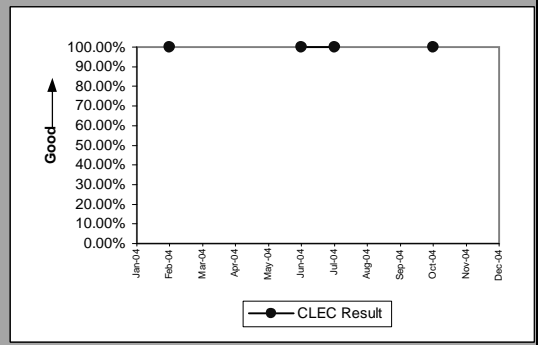
MR-5A - All Troubles Cleared within 4 Hours (Percent) - Interval Zone One

| E911 (Parity) | | | | | | | | | |
|---------------|----------|------------|-------------|--------------|-----------|-------------|--------------|-----------|------------|
| Date | CLEC Num | CLEC Denom | CLEC Result | CLEC Std Dev | Qwest Num | Qwest Denom | Qwest Result | Mod Z Scr | Parity Scr |
| Jan-04 | | | | | | | | | |
| Feb-04 | | | | | | | | | |
| Mar-04 | 1 | 1 | 100.00% | 0.00% | | | | | N/A |
| Apr-04 | | | | | | | | | |
| May-04 | | | | | | | | | |
| Jun-04 | | | | | | | | | |
| Jul-04 | | | | | | | | | |
| Aug-04 | | | | | | | | | |
| Sep-04 | 1 | 1 | 100.00% | 0.00% | | | | | N/A |
| Oct-04 | | | | | | | | | |
| Nov-04 | | | | | | | | | |
| Dec-04 | | | | | | | | | |

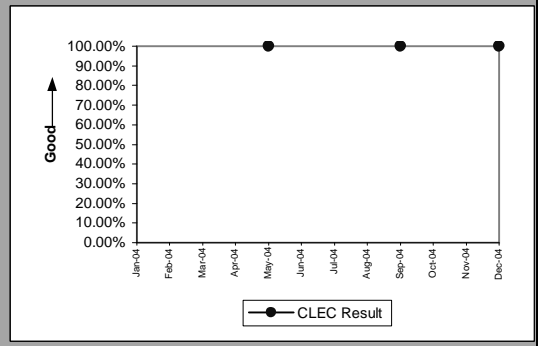


MR-5A - All Troubles Cleared within 4 Hours (Percent) - Interval Zone One

| Enhanced Extended Loops - DS0 Capable (Diagnostic) | | | | |
|--|----------|------------|-------------|--------------|
| Date | CLEC Num | CLEC Denom | CLEC Result | CLEC Std Dev |
| Jan-04 | | | | |
| Feb-04 | | 2 | 100.00% | 0.00% |
| Mar-04 | | | | |
| Apr-04 | | | | |
| May-04 | | | | |
| Jun-04 | 1 | 1 | 100.00% | 0.00% |
| Jul-04 | 1 | 1 | 100.00% | 0.00% |
| Aug-04 | | | | |
| Sep-04 | | | | |
| Oct-04 | 2 | 2 | 100.00% | 0.00% |
| Nov-04 | | | | |
| Dec-04 | | | | |

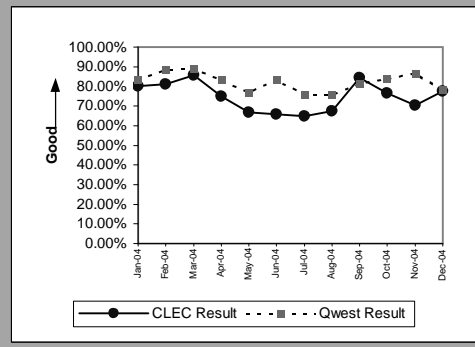


| Enhanced Extended Loops - DS3 Capable (Diagnostic) | | | | |
|--|----------|------------|-------------|--------------|
| Date | CLEC Num | CLEC Denom | CLEC Result | CLEC Std Dev |
| Jan-04 | | | | |
| Feb-04 | | | | |
| Mar-04 | | | | |
| Apr-04 | | | | |
| May-04 | 1 | 1 | 100.00% | 0.00% |
| Jun-04 | | | | |
| Jul-04 | | | | |
| Aug-04 | | | | |
| Sep-04 | 1 | 1 | 100.00% | 0.00% |
| Oct-04 | | | | |
| Nov-04 | | | | |
| Dec-04 | 1 | 1 | 100.00% | 0.00% |



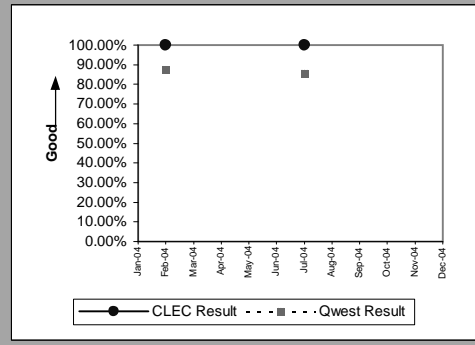
MR-5A - All Troubles Cleared within 4 Hours (Percent) - Interval Zone One

| Enhanced Extended Loops - DS1 Capable (Parity) | | | | | | | | | |
|--|----------|------------|-------------|--------------|-----------|-------------|--------------|-----------|------------|
| Date | CLEC Num | CLEC Denom | CLEC Result | CLEC Std Dev | Qwest Num | Qwest Denom | Qwest Result | Mod Z Scr | Parity Scr |
| Jan-04 | 12 | 15 | 80.00% | 40.00% | 130 | 156 | 83.33% | 0.35 | -0.79 |
| Feb-04 | 17 | 21 | 80.95% | 39.27% | 123 | 139 | 88.49% | 0.94 | -0.43 |
| Mar-04 | 24 | 28 | 85.71% | 34.99% | 185 | 208 | 88.94% | 0.52 | -0.68 |
| Apr-04 | 21 | 28 | 75.00% | 43.30% | 111 | 133 | 83.46% | 1.03 | -0.37 |
| May-04 | 20 | 30 | 66.67% | 47.14% | 100 | 130 | 76.92% | 1.14 | -0.31 |
| Jun-04 | 27 | 41 | 65.85% | 47.42% | 150 | 180 | 83.33% | 2.4 | 0.46 |
| Jul-04 | 24 | 37 | 64.86% | 47.74% | 111 | 146 | 76.03% | 1.35 | -0.18 |
| Aug-04 | 31 | 46 | 67.39% | 46.88% | 129 | 171 | 75.44% | 1.08 | -0.34 |
| Sep-04 | 27 | 32 | 84.38% | 36.31% | 115 | 141 | 81.56% | -0.37 | -1.23 |
| Oct-04 | 36 | 47 | 76.60% | 42.34% | 127 | 151 | 84.11% | 1.15 | -0.3 |
| Nov-04 | 33 | 47 | 70.21% | 45.73% | 125 | 144 | 86.81% | 2.47 | 0.5 |
| Dec-04 | 38 | 49 | 77.55% | 41.72% | 107 | 137 | 78.10% | 0.08 | -0.95 |

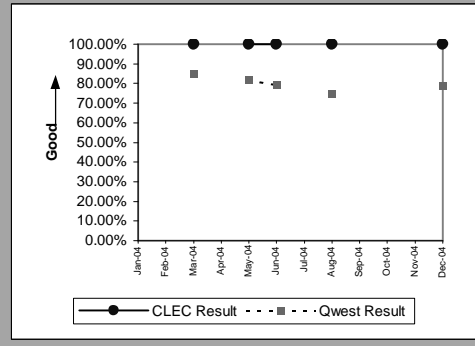


MR-5B - All Troubles Cleared within 4 Hours (Percent) - Interval Zone Two

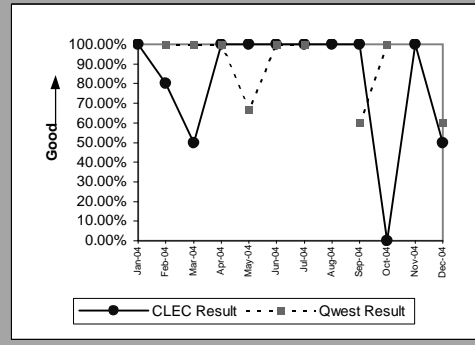
| DS0 (Parity) | | | | | | | | | |
|--------------|----------|------------|-------------|--------------|-----------|-------------|--------------|-----------|------------|
| Date | CLEC Num | CLEC Denom | CLEC Result | CLEC Std Dev | Qwest Num | Qwest Denom | Qwest Result | Mod Z Scr | Parity Scr |
| Jan-04 | | | | | | | | | |
| Feb-04 | 2 | 2 | 100.00% | 0.00% | 99 | 113 | 87.61% | -0.53 | -1.32 |
| Mar-04 | | | | | | | | | |
| Apr-04 | | | | | | | | | |
| May-04 | | | | | | | | | |
| Jun-04 | | | | | | | | | |
| Jul-04 | 1 | 1 | 100.00% | 0.00% | 127 | 148 | 85.81% | -0.41 | -1.25 |
| Aug-04 | | | | | | | | | |
| Sep-04 | | | | | | | | | |
| Oct-04 | | | | | | | | | |
| Nov-04 | | | | | | | | | |
| Dec-04 | | | | | | | | | |



| DS1 (Parity) | | | | | | | | | |
|--------------|----------|------------|-------------|--------------|-----------|-------------|--------------|-----------|------------|
| Date | CLEC Num | CLEC Denom | CLEC Result | CLEC Std Dev | Qwest Num | Qwest Denom | Qwest Result | Mod Z Scr | Parity Scr |
| Jan-04 | | | | | | | | | |
| Feb-04 | | | | | | | | | |
| Mar-04 | 3 | 3 | 100.00% | 0.00% | 120 | 141 | 85.11% | -0.72 | -1.44 |
| Apr-04 | | | | | | | | | |
| May-04 | 1 | 1 | 100.00% | 0.00% | 107 | 131 | 81.68% | -0.47 | -1.29 |
| Jun-04 | 1 | 1 | 100.00% | 0.00% | 136 | 172 | 79.07% | -0.51 | -1.31 |
| Jul-04 | | | | | | | | | |
| Aug-04 | 1 | 1 | 100.00% | 0.00% | 132 | 176 | 75.00% | -0.58 | -1.35 |
| Sep-04 | | | | | | | | | |
| Oct-04 | | | | | | | | | |
| Nov-04 | | | | | | | | | |
| Dec-04 | 1 | 1 | 100.00% | 0.00% | 101 | 128 | 78.91% | -0.52 | -1.31 |

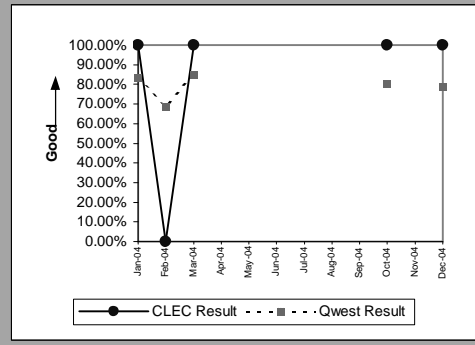


| LIS Trunk (Parity) | | | | | | | | | |
|--------------------|----------|------------|-------------|--------------|-----------|-------------|--------------|-----------|------------|
| Date | CLEC Num | CLEC Denom | CLEC Result | CLEC Std Dev | Qwest Num | Qwest Denom | Qwest Result | Mod Z Scr | Parity Scr |
| Jan-04 | 1 | 1 | 100.00% | 0.00% | | | | | N/A |
| Feb-04 | 4 | 5 | 80.00% | 40.00% | 2 | 2 | 100.00% | N/A | -0.84 |
| Mar-04 | 1 | 2 | 50.00% | 50.00% | 2 | 2 | 100.00% | N/A | -0.63 |
| Apr-04 | 3 | 3 | 100.00% | 0.00% | 3 | 3 | 100.00% | N/A | N/A |
| May-04 | 3 | 3 | 100.00% | 0.00% | 2 | 3 | 66.67% | -0.87 | -1.53 |
| Jun-04 | 4 | 4 | 100.00% | 0.00% | 2 | 2 | 100.00% | N/A | N/A |
| Jul-04 | 3 | 3 | 100.00% | 0.00% | 1 | 1 | 100.00% | N/A | N/A |
| Aug-04 | 4 | 4 | 100.00% | 0.00% | | | | | N/A |
| Sep-04 | 1 | 1 | 100.00% | 0.00% | 3 | 5 | 60.00% | -0.75 | -1.45 |
| Oct-04 | 0 | 1 | 0.00% | 0.00% | 2 | 2 | 100.00% | N/A | -0.37 |
| Nov-04 | 5 | 5 | 100.00% | 0.00% | | | | | N/A |
| Dec-04 | 2 | 4 | 50.00% | 50.00% | 3 | 5 | 60.00% | 0.14 | -0.92 |

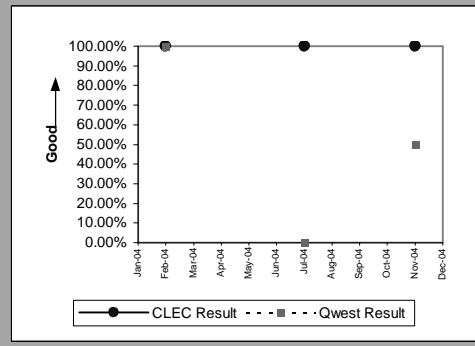


MR-5B - All Troubles Cleared within 4 Hours (Percent) - Interval Zone Two

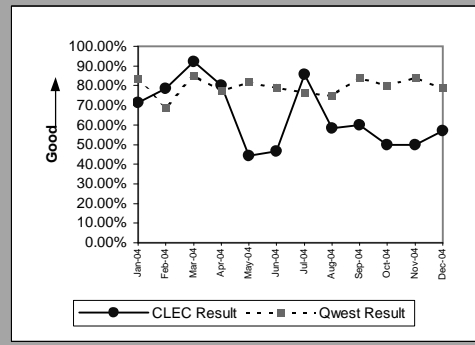
| UDIT DS1 (Parity) | | | | | | | | | |
|-------------------|----------|------------|-------------|--------------|-----------|-------------|--------------|-----------|------------|
| Date | CLEC Num | CLEC Denom | CLEC Result | CLEC Std Dev | Qwest Num | Qwest Denom | Qwest Result | Mod Z Scr | Parity Scr |
| Jan-04 | 1 | 1 | 100.00% | 0.00% | 126 | 151 | 83.44% | -0.44 | -1.27 |
| Feb-04 | 0 | 2 | 0.00% | 0.00% | 110 | 160 | 68.75% | 1.69 | 0.02 |
| Mar-04 | 1 | 1 | 100.00% | 0.00% | 120 | 141 | 85.11% | -0.42 | -1.25 |
| Apr-04 | | | | | | | | | |
| May-04 | | | | | | | | | |
| Jun-04 | | | | | | | | | |
| Jul-04 | | | | | | | | | |
| Aug-04 | | | | | | | | | |
| Sep-04 | | | | | | | | | |
| Oct-04 | 1 | 1 | 100.00% | 0.00% | 116 | 145 | 80.00% | -0.5 | -1.3 |
| Nov-04 | | | | | | | | | |
| Dec-04 | 1 | 1 | 100.00% | 0.00% | 101 | 128 | 78.91% | -0.52 | -1.31 |



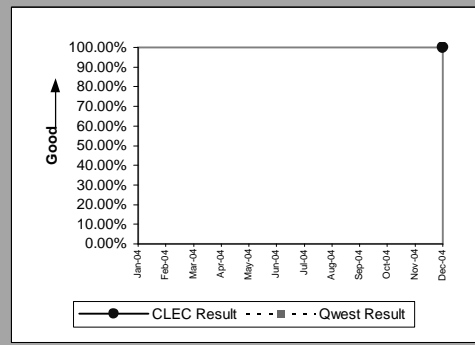
| UDIT Above DS1 Level (Parity) | | | | | | | | | |
|-------------------------------|----------|------------|-------------|--------------|-----------|-------------|--------------|-----------|------------|
| Date | CLEC Num | CLEC Denom | CLEC Result | CLEC Std Dev | Qwest Num | Qwest Denom | Qwest Result | Mod Z Scr | Parity Scr |
| Jan-04 | | | | | | | | | |
| Feb-04 | 1 | 1 | 100.00% | 0.00% | 2 | 2 | 100.00% | N/A | N/A |
| Mar-04 | | | | | | | | | |
| Apr-04 | | | | | | | | | |
| May-04 | | | | | | | | | |
| Jun-04 | | | | | | | | | |
| Jul-04 | 1 | 1 | 100.00% | 0.00% | 0 | 1 | 0.00% | N/A | N/A |
| Aug-04 | | | | | | | | | |
| Sep-04 | | | | | | | | | |
| Oct-04 | | | | | | | | | |
| Nov-04 | 1 | 1 | 100.00% | 0.00% | 1 | 2 | 50.00% | -0.82 | -1.5 |
| Dec-04 | | | | | | | | | |



| Unbundled Loop - DS1 Capable (Parity) | | | | | | | | | |
|---------------------------------------|----------|------------|-------------|--------------|-----------|-------------|--------------|-----------|------------|
| Date | CLEC Num | CLEC Denom | CLEC Result | CLEC Std Dev | Qwest Num | Qwest Denom | Qwest Result | Mod Z Scr | Parity Scr |
| Jan-04 | 10 | 14 | 71.43% | 45.18% | 126 | 151 | 83.44% | 1.08 | -0.34 |
| Feb-04 | 11 | 14 | 78.57% | 41.03% | 110 | 160 | 68.75% | -0.76 | -1.46 |
| Mar-04 | 12 | 13 | 92.31% | 26.65% | 120 | 141 | 85.11% | -0.7 | -1.42 |
| Apr-04 | 12 | 15 | 80.00% | 40.00% | 104 | 134 | 77.61% | -0.21 | -1.13 |
| May-04 | 4 | 9 | 44.44% | 49.69% | 107 | 131 | 81.68% | 2.36 | 0.43 |
| Jun-04 | 7 | 15 | 46.67% | 49.89% | 136 | 172 | 79.07% | 2.6 | 0.58 |
| Jul-04 | 12 | 14 | 85.71% | 34.99% | 117 | 153 | 76.47% | -0.78 | -1.47 |
| Aug-04 | 14 | 24 | 58.33% | 49.30% | 132 | 176 | 75.00% | 1.66 | 0.01 |
| Sep-04 | 6 | 10 | 60.00% | 48.99% | 149 | 177 | 84.18% | 1.77 | 0.07 |
| Oct-04 | 6 | 12 | 50.00% | 50.00% | 116 | 145 | 80.00% | 2.18 | 0.33 |
| Nov-04 | 6 | 12 | 50.00% | 50.00% | 117 | 139 | 84.17% | 2.57 | 0.57 |
| Dec-04 | 8 | 14 | 57.14% | 49.49% | 101 | 128 | 78.91% | 1.71 | 0.04 |

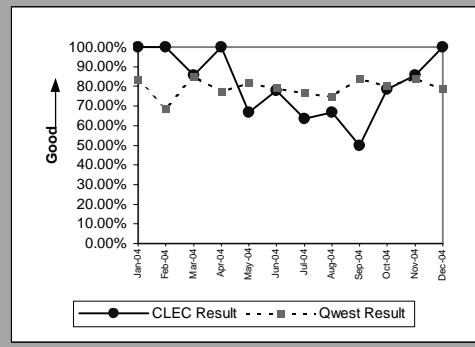


| E911 (Parity) | | | | | | | | | |
|---------------|----------|------------|-------------|--------------|-----------|-------------|--------------|-----------|------------|
| Date | CLEC Num | CLEC Denom | CLEC Result | CLEC Std Dev | Qwest Num | Qwest Denom | Qwest Result | Mod Z Scr | Parity Scr |
| Jan-04 | | | | | | | | | |
| Feb-04 | | | | | | | | | |
| Mar-04 | | | | | | | | | |
| Apr-04 | | | | | | | | | |
| May-04 | | | | | | | | | |
| Jun-04 | | | | | | | | | |
| Jul-04 | | | | | | | | | |
| Aug-04 | | | | | | | | | |
| Sep-04 | | | | | | | | | |
| Oct-04 | | | | | | | | | |
| Nov-04 | | | | | | | | | |
| Dec-04 | 1 | 1 | 100.00% | 0.00% | | | | | N/A |



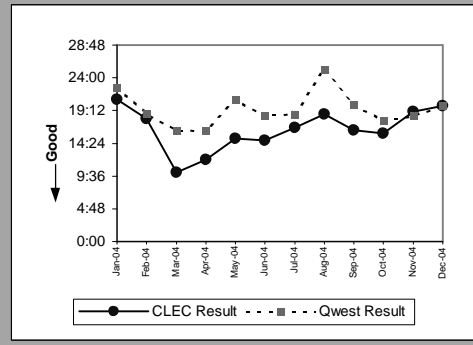
MR-5B - All Troubles Cleared within 4 Hours (Percent) - Interval Zone Two

| Enhanced Extended Loops - DS1 Capable (Parity) | | | | | | | | | |
|--|----------|------------|-------------|--------------|-----------|-------------|--------------|-----------|------------|
| Date | CLEC Num | CLEC Denom | CLEC Result | CLEC Std Dev | Qwest Num | Qwest Denom | Qwest Result | Mod Z Scr | Parity Scr |
| Jan-04 | 1 | 1 | 100.00% | 0.00% | 126 | 151 | 83.44% | -0.44 | -1.27 |
| Feb-04 | 2 | 2 | 100.00% | 0.00% | 110 | 160 | 68.75% | -0.95 | -1.58 |
| Mar-04 | 6 | 7 | 85.71% | 34.99% | 120 | 141 | 85.11% | -0.04 | -1.03 |
| Apr-04 | 9 | 9 | 100.00% | 0.00% | 104 | 134 | 77.61% | -1.56 | -1.95 |
| May-04 | 2 | 3 | 66.67% | 47.14% | 107 | 131 | 81.68% | 0.58 | -0.65 |
| Jun-04 | 14 | 18 | 77.78% | 41.57% | 136 | 172 | 79.07% | 0.15 | -0.91 |
| Jul-04 | 7 | 11 | 63.64% | 48.10% | 117 | 153 | 76.47% | 0.92 | -0.44 |
| Aug-04 | 10 | 15 | 66.67% | 47.14% | 132 | 176 | 75.00% | 0.7 | -0.57 |
| Sep-04 | 6 | 12 | 50.00% | 50.00% | 149 | 177 | 84.18% | 2.61 | 0.59 |
| Oct-04 | 11 | 14 | 78.57% | 41.03% | 116 | 145 | 80.00% | 0.15 | -0.91 |
| Nov-04 | 6 | 7 | 85.71% | 34.99% | 117 | 139 | 84.17% | -0.11 | -1.07 |
| Dec-04 | 2 | 2 | 100.00% | 0.00% | 101 | 128 | 78.91% | -0.73 | -1.44 |

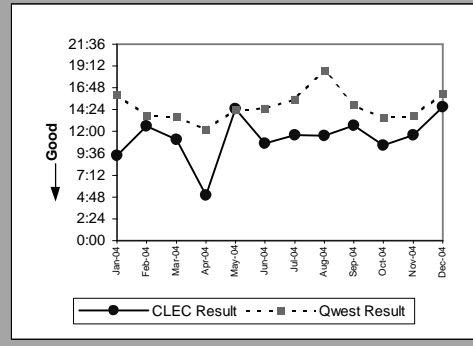


MR-6A - Mean Time to Restore (Hours:Minutes) - Dispatches within MSAs

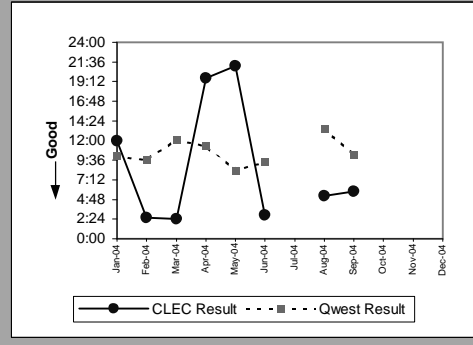
| Residence (Parity) | | | | | | | | | |
|--------------------|----------|------------|-------------|--------------|-----------|-------------|--------------|-----------|------------|
| Date | CLEC Num | CLEC Denom | CLEC Result | CLEC Std Dev | Qwest Num | Qwest Denom | Qwest Result | Mod Z Scr | Parity Scr |
| Jan-04 | 1961:09 | 94 | 20:52 | 14:59 | 374008:01 | 16551 | 22:36 | -0.91 | -1.55 |
| Feb-04 | 812:16 | 45 | 18:03 | 19:25 | 197915:44 | 10578 | 18:43 | -0.2 | -1.12 |
| Mar-04 | 416:34 | 41 | 10:10 | 8:43 | 179818:25 | 11029 | 16:18 | -2.94 | -2.79 |
| Apr-04 | 467:03 | 39 | 11:59 | 9:11 | 164251:25 | 10104 | 16:15 | -2.09 | -2.27 |
| May-04 | 605:23 | 40 | 15:08 | 12:23 | 247123:44 | 11940 | 20:42 | -1.78 | -2.08 |
| Jun-04 | 549:50 | 37 | 14:52 | 8:32 | 213299:48 | 11515 | 18:31 | -1.42 | -1.86 |
| Jul-04 | 601:35 | 36 | 16:43 | 13:12 | 195981:15 | 10503 | 18:40 | -0.72 | -1.44 |
| Aug-04 | 821:22 | 44 | 18:40 | 11:17 | 341569:48 | 13541 | 25:13 | -2 | -2.21 |
| Sep-04 | 635:47 | 39 | 16:18 | 9:58 | 220252:14 | 10982 | 20:03 | -1.28 | -1.78 |
| Oct-04 | 885:57 | 56 | 15:49 | 9:23 | 189100:43 | 10655 | 17:45 | -0.9 | -1.55 |
| Nov-04 | 854:55 | 45 | 19:00 | 8:33 | 180085:29 | 9800 | 18:23 | 0.43 | -0.74 |
| Dec-04 | 893:43 | 45 | 19:52 | 16:14 | 217869:09 | 10937 | 19:55 | -0.02 | -1.01 |



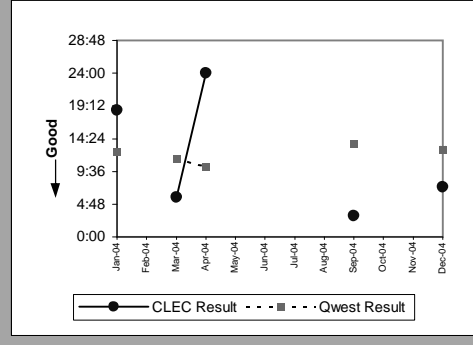
| Business (Parity) | | | | | | | | | |
|-------------------|----------|------------|-------------|--------------|-----------|-------------|--------------|-----------|------------|
| Date | CLEC Num | CLEC Denom | CLEC Result | CLEC Std Dev | Qwest Num | Qwest Denom | Qwest Result | Mod Z Scr | Parity Scr |
| Jan-04 | 740:31 | 79 | 9:22 | 9:56 | 24546:09 | 1530 | 16:03 | -3.36 | -3.04 |
| Feb-04 | 428:17 | 34 | 12:36 | 10:58 | 14691:46 | 1072 | 13:42 | -0.42 | -1.25 |
| Mar-04 | 78:01 | 7 | 11:09 | 9:07 | 16891:47 | 1238 | 13:39 | -0.14 | -1.09 |
| Apr-04 | 29:55 | 6 | 4:59 | 7:25 | 13670:24 | 1115 | 12:16 | -1.41 | -1.86 |
| May-04 | 173:36 | 12 | 14:28 | 9:33 | 17142:13 | 1195 | 14:21 | 0.18 | -0.89 |
| Jun-04 | 181:53 | 17 | 10:42 | 12:19 | 19052:37 | 1311 | 14:32 | -1.11 | -1.67 |
| Jul-04 | 104:11 | 9 | 11:35 | 9:36 | 17616:23 | 1132 | 15:34 | -0.76 | -1.46 |
| Aug-04 | 127:05 | 11 | 11:33 | 11:05 | 25089:32 | 1343 | 18:41 | -1.2 | -1.73 |
| Sep-04 | 50:43 | 4 | 12:41 | 11:30 | 18253:03 | 1224 | 14:55 | -0.33 | -1.2 |
| Oct-04 | 115:21 | 11 | 10:29 | 8:18 | 16700:45 | 1238 | 13:29 | -0.73 | -1.44 |
| Nov-04 | 138:57 | 12 | 11:35 | 13:01 | 14848:32 | 1084 | 13:42 | -0.48 | -1.29 |
| Dec-04 | 309:11 | 21 | 14:43 | 10:19 | 19356:28 | 1201 | 16:07 | -0.28 | -1.17 |



| Centrex (Parity) | | | | | | | | | |
|------------------|----------|------------|-------------|--------------|-----------|-------------|--------------|-----------|------------|
| Date | CLEC Num | CLEC Denom | CLEC Result | CLEC Std Dev | Qwest Num | Qwest Denom | Qwest Result | Mod Z Scr | Parity Scr |
| Jan-04 | 47:53 | 4 | 11:58 | 10:22 | 812:04 | 80 | 10:09 | 0.55 | -0.66 |
| Feb-04 | 2:37 | 1 | 2:37 | | 981:45 | 102 | 9:38 | -0.52 | -1.31 |
| Mar-04 | 4:54 | 2 | 2:27 | 1:28 | 1053:27 | 87 | 12:07 | -0.86 | -1.52 |
| Apr-04 | 19:37 | 1 | 19:37 | | 953:26 | 84 | 11:21 | 0.57 | -0.65 |
| May-04 | 21:07 | 1 | 21:07 | | 533:45 | 64 | 8:20 | 1.47 | -0.11 |
| Jun-04 | 2:53 | 1 | 2:53 | | 749:31 | 80 | 9:22 | -0.46 | -1.28 |
| Jul-04 | | | | | | | | | |
| Aug-04 | 5:13 | 1 | 5:13 | | 980:48 | 73 | 13:26 | -0.57 | -1.35 |
| Sep-04 | 5:45 | 1 | 5:45 | | 770:34 | 75 | 10:16 | -0.45 | -1.27 |
| Oct-04 | | | | | | | | | |
| Nov-04 | | | | | | | | | |
| Dec-04 | | | | | | | | | |

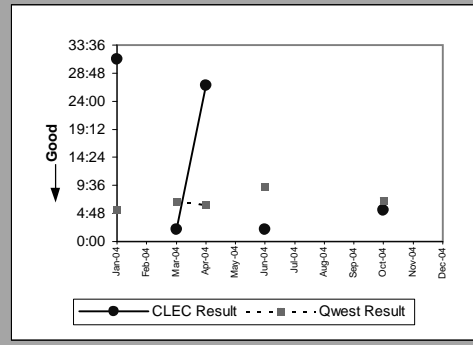


| Centrex 21 (Parity) | | | | | | | | | |
|---------------------|----------|------------|-------------|--------------|-----------|-------------|--------------|-----------|------------|
| Date | CLEC Num | CLEC Denom | CLEC Result | CLEC Std Dev | Qwest Num | Qwest Denom | Qwest Result | Mod Z Scr | Parity Scr |
| Jan-04 | 18:37 | 1 | 18:37 | | 2150:46 | 172 | 12:30 | 0.59 | -0.64 |
| Feb-04 | | | | | | | | | |
| Mar-04 | 5:50 | 1 | 5:50 | | 1732:51 | 152 | 11:24 | -0.44 | -1.27 |
| Apr-04 | 24:00 | 1 | 24:00 | | 1106:18 | 107 | 10:20 | 1.33 | -0.19 |
| May-04 | | | | | | | | | |
| Jun-04 | | | | | | | | | |
| Jul-04 | | | | | | | | | |
| Aug-04 | | | | | | | | | |
| Sep-04 | 6:12 | 2 | 3:06 | 0:03 | 1480:58 | 109 | 13:35 | -1.22 | -1.74 |
| Oct-04 | | | | | | | | | |
| Nov-04 | | | | | | | | | |
| Dec-04 | 22:02 | 3 | 7:21 | 11:46 | 1172:47 | 91 | 12:53 | -0.94 | -1.57 |

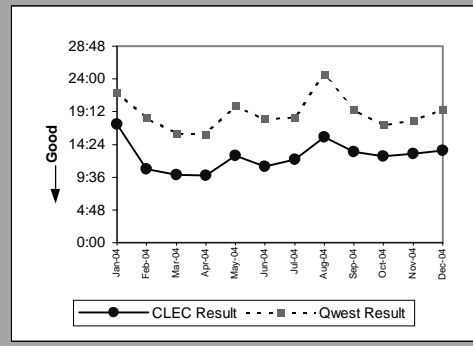


MR-6A - Mean Time to Restore (Hours:Minutes) - Dispatches within MSAs

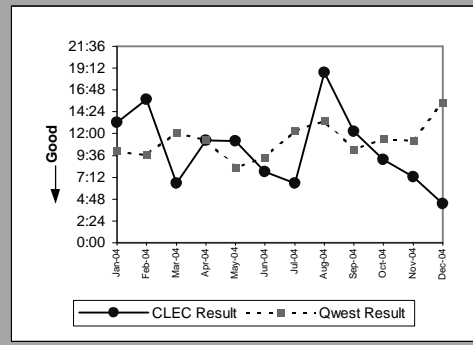
| PBX (Parity) | | | | | | | | | |
|--------------|----------|------------|-------------|--------------|-----------|-------------|--------------|-----------|------------|
| Date | CLEC Num | CLEC Denom | CLEC Result | CLEC Std Dev | Qwest Num | Qwest Denom | Qwest Result | Mod Z Scr | Parity Scr |
| Jan-04 | 31:09 | 1 | 31:09 | | 137:51 | 25 | 5:31 | 3.72 | 1.26 |
| Feb-04 | | | | | | | | | |
| Mar-04 | 4:13 | 2 | 2:07 | 2:02 | 218:56 | 32 | 6:50 | -0.88 | -1.53 |
| Apr-04 | 26:43 | 1 | 26:43 | | 146:27 | 23 | 6:22 | 2.17 | 0.32 |
| May-04 | | | | | | | | | |
| Jun-04 | 2:08 | 1 | 2:08 | | 298:53 | 32 | 9:20 | -0.82 | -1.5 |
| Jul-04 | | | | | | | | | |
| Aug-04 | | | | | | | | | |
| Sep-04 | | | | | | | | | |
| Oct-04 | 10:47 | 2 | 5:23 | 2:41 | 140:04 | 20 | 7:00 | -0.25 | -1.15 |
| Nov-04 | | | | | | | | | |
| Dec-04 | | | | | | | | | |



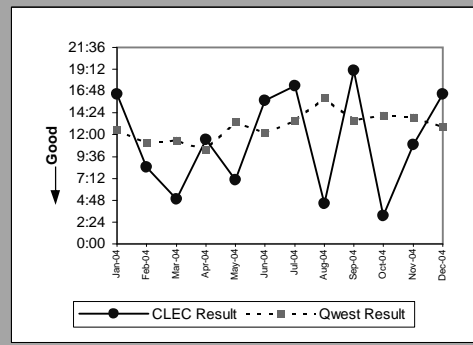
| UNE - P (POTS) (Parity) | | | | | | | | | |
|-------------------------|----------|------------|-------------|--------------|-----------|-------------|--------------|-----------|------------|
| Date | CLEC Num | CLEC Denom | CLEC Result | CLEC Std Dev | Qwest Num | Qwest Denom | Qwest Result | Mod Z Scr | Parity Scr |
| Jan-04 | 10420:44 | 601 | 17:20 | 16:05 | 398554:10 | 18081 | 22:03 | -6.16 | -4.74 |
| Feb-04 | 4831:11 | 448 | 10:47 | 16:08 | 212607:30 | 11650 | 18:15 | -7.16 | -5.35 |
| Mar-04 | 5217:28 | 526 | 9:55 | 9:54 | 196710:12 | 12267 | 16:02 | -7.09 | -5.31 |
| Apr-04 | 5420:34 | 551 | 9:50 | 8:34 | 177921:49 | 11219 | 15:52 | -10.78 | -7.56 |
| May-04 | 8966:42 | 702 | 12:46 | 14:49 | 264265:57 | 13135 | 20:07 | -9.7 | -6.9 |
| Jun-04 | 8217:11 | 736 | 11:10 | 8:53 | 232352:25 | 12826 | 18:07 | -11.78 | -8.16 |
| Jul-04 | 8758:49 | 717 | 12:13 | 11:09 | 213597:38 | 11635 | 18:21 | -9.85 | -6.99 |
| Aug-04 | 8408:59 | 542 | 15:31 | 14:27 | 366659:20 | 14884 | 24:38 | -9.63 | -6.86 |
| Sep-04 | 6807:40 | 510 | 13:21 | 10:52 | 238505:17 | 12206 | 19:32 | -7.66 | -5.66 |
| Oct-04 | 6432:43 | 507 | 12:41 | 10:58 | 205801:28 | 11893 | 17:18 | -6.44 | -4.92 |
| Nov-04 | 6028:06 | 462 | 13:03 | 10:59 | 194934:01 | 10884 | 17:55 | -6.7 | -5.08 |
| Dec-04 | 7074:44 | 522 | 13:33 | 11:11 | 237225:37 | 12138 | 19:33 | -7.37 | -5.48 |



| UNE P (Centrex) (Parity) | | | | | | | | | |
|--------------------------|----------|------------|-------------|--------------|-----------|-------------|--------------|-----------|------------|
| Date | CLEC Num | CLEC Denom | CLEC Result | CLEC Std Dev | Qwest Num | Qwest Denom | Qwest Result | Mod Z Scr | Parity Scr |
| Jan-04 | 251:31 | 19 | 13:14 | 8:42 | 812:04 | 80 | 10:09 | 0.72 | -0.56 |
| Feb-04 | 283:53 | 18 | 15:46 | 25:06 | 981:45 | 102 | 9:38 | 1.56 | -0.05 |
| Mar-04 | 78:37 | 12 | 6:33 | 6:10 | 1053:27 | 87 | 12:07 | -1.15 | -1.7 |
| Apr-04 | 134:52 | 12 | 11:14 | 12:30 | 953:26 | 84 | 11:21 | -0.02 | -1.01 |
| May-04 | 212:45 | 19 | 11:12 | 10:28 | 533:45 | 64 | 8:20 | 1.07 | -0.35 |
| Jun-04 | 148:43 | 19 | 7:50 | 6:51 | 749:31 | 80 | 9:22 | -0.43 | -1.26 |
| Jul-04 | 91:17 | 14 | 6:31 | 7:54 | 751:06 | 61 | 12:19 | -1.71 | -2.04 |
| Aug-04 | 243:21 | 13 | 18:43 | 18:56 | 980:48 | 73 | 13:26 | 1.12 | -0.32 |
| Sep-04 | 207:58 | 17 | 12:14 | 9:22 | 770:34 | 75 | 10:16 | 0.74 | -0.55 |
| Oct-04 | 100:42 | 11 | 9:09 | 8:57 | 718:01 | 63 | 11:24 | -0.45 | -1.27 |
| Nov-04 | 109:02 | 15 | 7:16 | 8:25 | 753:57 | 67 | 11:15 | -1.16 | -1.71 |
| Dec-04 | 64:16 | 15 | 4:17 | 2:34 | 1445:56 | 94 | 15:23 | -2.71 | -2.65 |

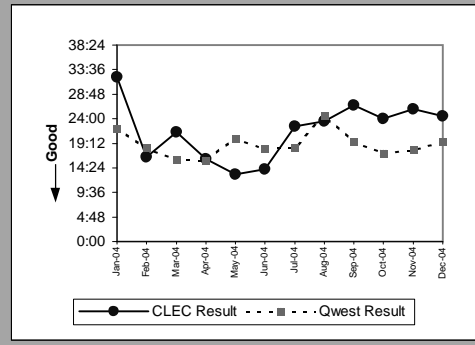


| UNE P (Centrex 21) (Parity) | | | | | | | | | |
|-----------------------------|----------|------------|-------------|--------------|-----------|-------------|--------------|-----------|------------|
| Date | CLEC Num | CLEC Denom | CLEC Result | CLEC Std Dev | Qwest Num | Qwest Denom | Qwest Result | Mod Z Scr | Parity Scr |
| Jan-04 | 82:27 | 5 | 16:29 | 29:20 | 2150:46 | 172 | 12:30 | 0.72 | -0.56 |
| Feb-04 | 50:38 | 6 | 8:26 | 8:43 | 1233:14 | 111 | 11:07 | -0.53 | -1.32 |
| Mar-04 | 4:57 | 1 | 4:57 | | 1732:51 | 152 | 11:24 | -0.51 | -1.31 |
| Apr-04 | 22:54 | 2 | 11:27 | 13:20 | 1106:18 | 107 | 10:20 | 0.09 | -0.95 |
| May-04 | 35:19 | 5 | 7:04 | 10:45 | 1743:57 | 130 | 13:25 | -0.97 | -1.59 |
| Jun-04 | 78:54 | 5 | 15:47 | 6:59 | 1612:21 | 132 | 12:13 | 0.9 | -0.45 |
| Jul-04 | 139:06 | 8 | 17:23 | 9:41 | 1867:35 | 138 | 13:32 | 0.97 | -0.41 |
| Aug-04 | 13:18 | 3 | 4:26 | 0:32 | 1783:25 | 111 | 16:04 | -1.17 | -1.71 |
| Sep-04 | 19:03 | 1 | 19:03 | | 1480:58 | 109 | 13:35 | 0.27 | -0.83 |
| Oct-04 | 9:20 | 3 | 3:07 | 0:32 | 1707:27 | 121 | 14:07 | -1.13 | -1.69 |
| Nov-04 | 43:43 | 4 | 10:56 | 6:39 | 1821:50 | 131 | 13:54 | -0.47 | -1.29 |
| Dec-04 | 115:26 | 7 | 16:29 | 14:36 | 1172:47 | 91 | 12:53 | 0.78 | -0.52 |

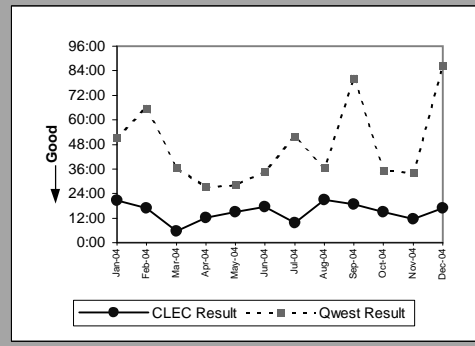


MR-6A - Mean Time to Restore (Hours:Minutes) - Dispatches within MSAs

| Line Sharing) (Parity) | | | | | | | | | |
|------------------------|----------|------------|-------------|--------------|-----------|-------------|--------------|-----------|------------|
| Date | CLEC Num | CLEC Denom | CLEC Result | CLEC Std Dev | Qwest Num | Qwest Denom | Qwest Result | Mod Z Scr | Parity Scr |
| Jan-04 | 642:19 | 20 | 32:07 | 30:14 | 398554:10 | 18081 | 22:03 | 2.17 | 0.32 |
| Feb-04 | 214:36 | 13 | 16:30 | 13:35 | 212607:30 | 11650 | 18:15 | -0.29 | -1.18 |
| Mar-04 | 170:55 | 8 | 21:22 | 16:22 | 196710:12 | 12267 | 16:02 | 1.24 | -0.25 |
| Apr-04 | 161:30 | 10 | 16:09 | 8:45 | 177921:49 | 11219 | 15:52 | 0.22 | -0.86 |
| May-04 | 104:54 | 8 | 13:07 | 10:57 | 264265:57 | 13135 | 20:07 | -1.01 | -1.62 |
| Jun-04 | 212:28 | 15 | 14:10 | 9:42 | 232352:25 | 12826 | 18:07 | -0.98 | -1.6 |
| Jul-04 | 225:41 | 10 | 22:34 | 10:02 | 213597:38 | 11635 | 18:21 | 1.11 | -0.32 |
| Aug-04 | 117:32 | 5 | 23:30 | 14:54 | 366659:20 | 14884 | 24:38 | -0.12 | -1.07 |
| Sep-04 | 372:45 | 14 | 26:38 | 8:21 | 238505:17 | 12206 | 19:32 | 1.64 | -0.01 |
| Oct-04 | 383:34 | 16 | 23:58 | 18:22 | 205801:28 | 11893 | 17:18 | 1.62 | -0.02 |
| Nov-04 | 259:30 | 10 | 25:57 | 19:02 | 194934:01 | 10884 | 17:55 | 1.5 | -0.09 |
| Dec-04 | 195:52 | 8 | 24:29 | 14:52 | 237225:37 | 12138 | 19:33 | 0.8 | -0.51 |

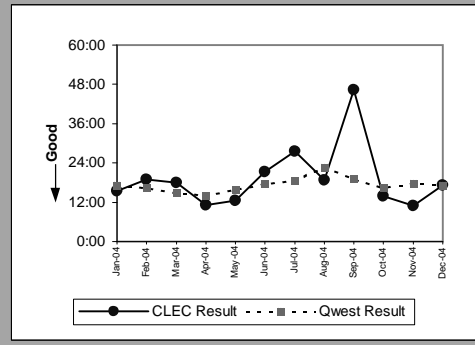


| Line Splitting) (Parity) | | | | | | | | | |
|--------------------------|----------|------------|-------------|--------------|-----------|-------------|--------------|-----------|------------|
| Date | CLEC Num | CLEC Denom | CLEC Result | CLEC Std Dev | Qwest Num | Qwest Denom | Qwest Result | Mod Z Scr | Parity Scr |
| Jan-04 | 164:55 | 8 | 20:37 | 12:53 | 24525:38 | 478 | 51:19 | -0.93 | -1.57 |
| Feb-04 | 118:20 | 7 | 16:54 | 10:36 | 38132:25 | 580 | 65:45 | -1.01 | -1.62 |
| Mar-04 | 11:04 | 2 | 5:32 | 1:53 | 29460:36 | 804 | 36:39 | -0.68 | -1.42 |
| Apr-04 | 74:00 | 6 | 12:20 | 8:00 | 24453:38 | 902 | 27:07 | -1.18 | -1.72 |
| May-04 | 45:09 | 3 | 15:03 | 10:18 | 23722:15 | 840 | 28:14 | -0.51 | -1.31 |
| Jun-04 | 123:08 | 7 | 17:35 | 7:04 | 26298:21 | 755 | 34:50 | -0.76 | -1.46 |
| Jul-04 | 67:36 | 7 | 9:39 | 7:05 | 41190:25 | 798 | 51:37 | -0.8 | -1.48 |
| Aug-04 | 104:50 | 5 | 20:58 | 16:55 | 29019:06 | 796 | 36:27 | -0.46 | -1.28 |
| Sep-04 | 149:50 | 8 | 18:44 | 15:43 | 68923:07 | 857 | 80:25 | -0.67 | -1.41 |
| Oct-04 | 45:03 | 3 | 15:01 | 12:08 | 31624:17 | 894 | 35:22 | -0.35 | -1.21 |
| Nov-04 | 45:47 | 4 | 11:27 | 9:33 | 17589:19 | 515 | 34:09 | -0.8 | -1.49 |
| Dec-04 | 83:48 | 5 | 16:46 | 19:09 | 70286:54 | 813 | 86:27 | -0.87 | -1.53 |

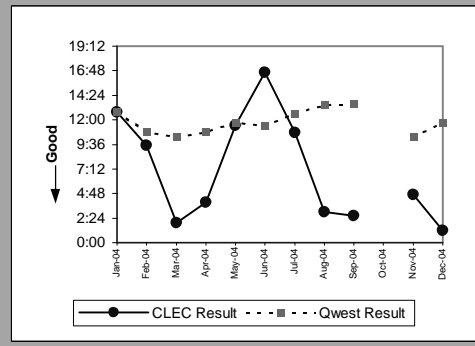


MR-6B - Mean Time to Restore (Hours:Minutes) - Dispatches outside MSAs

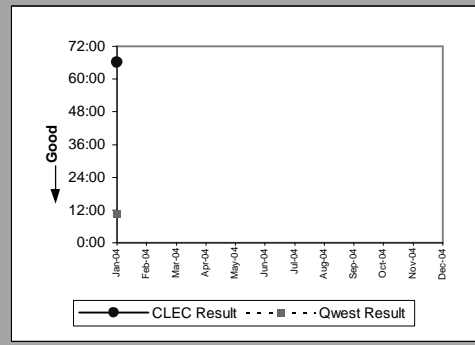
| Residence) (Parity) | | | | | | | | | |
|---------------------|----------|------------|-------------|--------------|-----------|-------------|--------------|-----------|------------|
| Date | CLEC Num | CLEC Denom | CLEC Result | CLEC Std Dev | Qwest Num | Qwest Denom | Qwest Result | Mod Z Scr | Parity Scr |
| Jan-04 | 386:36 | 25 | 15:28 | 8:31 | 58257:34 | 3384 | 17:13 | -0.6 | -1.37 |
| Feb-04 | 245:40 | 13 | 18:54 | 14:10 | 41536:39 | 2541 | 16:21 | 0.8 | -0.51 |
| Mar-04 | 107:50 | 6 | 17:58 | 7:29 | 38756:51 | 2614 | 14:50 | 0.76 | -0.54 |
| Apr-04 | 55:38 | 5 | 11:08 | 11:06 | 32756:36 | 2337 | 14:01 | -0.48 | -1.29 |
| May-04 | 112:16 | 9 | 12:28 | 10:49 | 41318:09 | 2598 | 15:54 | -0.81 | -1.49 |
| Jun-04 | 106:29 | 5 | 21:18 | 17:56 | 48570:13 | 2772 | 17:31 | 0.71 | -0.57 |
| Jul-04 | 110:04 | 4 | 27:31 | 13:08 | 47204:45 | 2554 | 18:29 | 1.3 | -0.21 |
| Aug-04 | 113:01 | 6 | 18:50 | 19:17 | 74754:10 | 3295 | 22:41 | -0.38 | -1.23 |
| Sep-04 | 185:37 | 4 | 46:24 | 48:20 | 49109:57 | 2569 | 19:07 | 2.33 | 0.41 |
| Oct-04 | 82:40 | 6 | 13:47 | 11:00 | 43823:04 | 2663 | 16:27 | -0.48 | -1.29 |
| Nov-04 | 76:14 | 7 | 10:53 | 9:09 | 42880:55 | 2418 | 17:44 | -1.19 | -1.73 |
| Dec-04 | 172:49 | 10 | 17:17 | 13:45 | 44887:23 | 2597 | 17:17 | 0 | -1 |



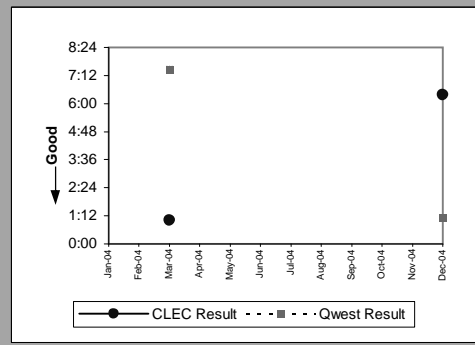
| Business) (Parity) | | | | | | | | | |
|--------------------|----------|------------|-------------|--------------|-----------|-------------|--------------|-----------|------------|
| Date | CLEC Num | CLEC Denom | CLEC Result | CLEC Std Dev | Qwest Num | Qwest Denom | Qwest Result | Mod Z Scr | Parity Scr |
| Jan-04 | 191:48 | 15 | 12:47 | 11:59 | 4314:27 | 338 | 12:46 | 0.18 | -0.89 |
| Feb-04 | 38:04 | 4 | 9:31 | 11:34 | 2982:02 | 275 | 10:51 | -0.24 | -1.15 |
| Mar-04 | 1:56 | 1 | 1:56 | | 2811:48 | 273 | 10:18 | -0.65 | -1.4 |
| Apr-04 | 7:53 | 2 | 3:57 | 1:07 | 2684:13 | 248 | 10:49 | -0.79 | -1.48 |
| May-04 | 34:22 | 3 | 11:27 | 12:20 | 3005:50 | 256 | 11:44 | -0.04 | -1.02 |
| Jun-04 | 16:40 | 1 | 16:40 | | 3536:00 | 309 | 11:27 | 0.51 | -0.69 |
| Jul-04 | 32:22 | 3 | 10:47 | 14:11 | 3157:05 | 250 | 12:38 | -0.26 | -1.16 |
| Aug-04 | 2:59 | 1 | 2:59 | | 4693:16 | 350 | 13:25 | -0.69 | -1.42 |
| Sep-04 | 5:19 | 2 | 2:39 | 0:59 | 3918:15 | 288 | 13:36 | -0.93 | -1.56 |
| Oct-04 | | | | | | | | | |
| Nov-04 | 14:08 | 3 | 4:43 | 2:45 | 2801:09 | 272 | 10:18 | -0.74 | -1.45 |
| Dec-04 | 1:12 | 1 | 1:12 | | 2643:41 | 225 | 11:45 | -0.86 | -1.52 |



| Centrex 21) (Parity) | | | | | | | | | |
|----------------------|----------|------------|-------------|--------------|-----------|-------------|--------------|-----------|------------|
| Date | CLEC Num | CLEC Denom | CLEC Result | CLEC Std Dev | Qwest Num | Qwest Denom | Qwest Result | Mod Z Scr | Parity Scr |
| Jan-04 | 66:14 | 1 | 66:14 | | 150:38 | 14 | 10:46 | 1.83 | 0.11 |
| Feb-04 | | | | | | | | | |
| Mar-04 | | | | | | | | | |
| Apr-04 | | | | | | | | | |
| May-04 | | | | | | | | | |
| Jun-04 | | | | | | | | | |
| Jul-04 | | | | | | | | | |
| Aug-04 | | | | | | | | | |
| Sep-04 | | | | | | | | | |
| Oct-04 | | | | | | | | | |
| Nov-04 | | | | | | | | | |
| Dec-04 | | | | | | | | | |

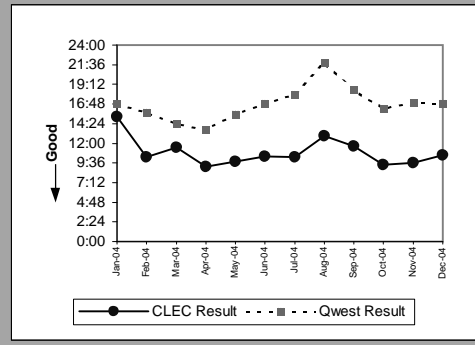


| PBX) (Parity) | | | | | | | | | |
|---------------|----------|------------|-------------|--------------|-----------|-------------|--------------|-----------|------------|
| Date | CLEC Num | CLEC Denom | CLEC Result | CLEC Std Dev | Qwest Num | Qwest Denom | Qwest Result | Mod Z Scr | Parity Scr |
| Jan-04 | | | | | | | | | |
| Feb-04 | | | | | | | | | |
| Mar-04 | 4:00 | 4 | 1:00 | 0:43 | 89:37 | 12 | 7:28 | -1.37 | -1.83 |
| Apr-04 | | | | | | | | | |
| May-04 | | | | | | | | | |
| Jun-04 | | | | | | | | | |
| Jul-04 | | | | | | | | | |
| Aug-04 | | | | | | | | | |
| Sep-04 | | | | | | | | | |
| Oct-04 | | | | | | | | | |
| Nov-04 | | | | | | | | | |
| Dec-04 | 6:23 | 1 | 6:23 | | 3:21 | 3 | 1:07 | 3.72 | 1.26 |

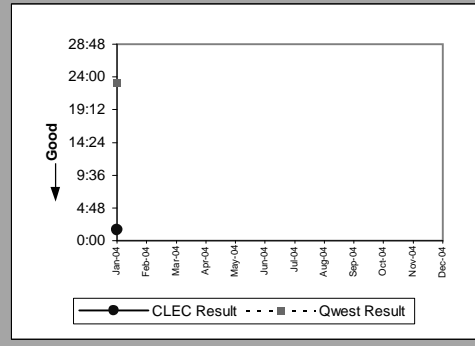


MR-6B - Mean Time to Restore (Hours:Minutes) - Dispatches outside MSAs

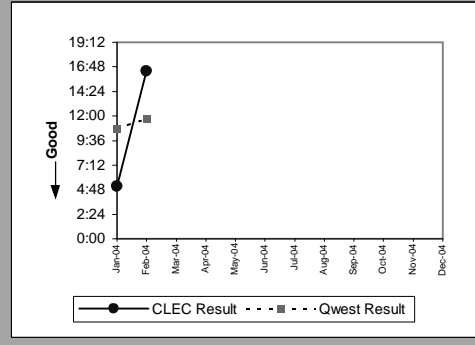
| UNE - P (POTS) (Parity) | | | | | | | | | |
|-------------------------|----------|------------|-------------|--------------|-----------|-------------|--------------|-----------|------------|
| Date | CLEC Num | CLEC Denom | CLEC Result | CLEC Std Dev | Qwest Num | Qwest Denom | Qwest Result | Mod Z Scr | Parity Scr |
| Jan-04 | 1645:38 | 108 | 15:14 | 14:45 | 62572:01 | 3722 | 16:49 | -1.11 | -1.67 |
| Feb-04 | 1019:40 | 99 | 10:18 | 11:12 | 44518:41 | 2816 | 15:49 | -3.85 | -3.34 |
| Mar-04 | 1127:20 | 98 | 11:30 | 15:38 | 41568:39 | 2887 | 14:24 | -2.28 | -2.38 |
| Apr-04 | 1111:49 | 122 | 9:07 | 8:05 | 35440:49 | 2585 | 13:43 | -3.71 | -3.25 |
| May-04 | 1313:55 | 134 | 9:48 | 9:44 | 44323:59 | 2854 | 15:32 | -5.08 | -4.09 |
| Jun-04 | 1679:00 | 161 | 10:26 | 13:02 | 52106:13 | 3081 | 16:55 | -5.31 | -4.23 |
| Jul-04 | 1810:54 | 176 | 10:17 | 10:36 | 50361:50 | 2804 | 17:58 | -6.32 | -4.84 |
| Aug-04 | 2092:59 | 162 | 12:55 | 13:22 | 79447:26 | 3645 | 21:48 | -4.56 | -3.77 |
| Sep-04 | 1360:27 | 117 | 11:38 | 13:50 | 53028:12 | 2857 | 18:34 | -4.25 | -3.59 |
| Oct-04 | 1128:30 | 120 | 9:24 | 8:24 | 47587:00 | 2932 | 16:14 | -3.86 | -3.35 |
| Nov-04 | 1045:30 | 109 | 9:36 | 9:55 | 45682:04 | 2690 | 16:59 | -5 | -4.04 |
| Dec-04 | 1073:02 | 102 | 10:31 | 11:22 | 47531:04 | 2822 | 16:51 | -4.27 | -3.59 |



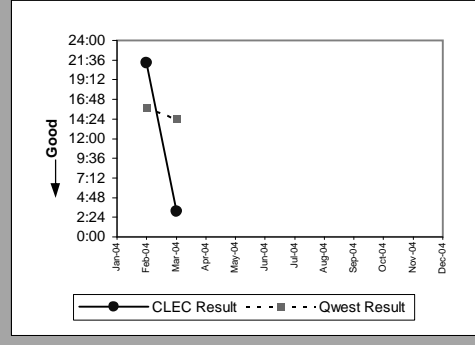
| UNE P (Centrex) (Parity) | | | | | | | | | |
|--------------------------|----------|------------|-------------|--------------|-----------|-------------|--------------|-----------|------------|
| Date | CLEC Num | CLEC Denom | CLEC Result | CLEC Std Dev | Qwest Num | Qwest Denom | Qwest Result | Mod Z Scr | Parity Scr |
| Jan-04 | 1:33 | 1 | 1:33 | | 370:38 | 16 | 23:10 | -0.69 | -1.42 |
| Feb-04 | | | | | | | | | |
| Mar-04 | | | | | | | | | |
| Apr-04 | | | | | | | | | |
| May-04 | | | | | | | | | |
| Jun-04 | | | | | | | | | |
| Jul-04 | | | | | | | | | |
| Aug-04 | | | | | | | | | |
| Sep-04 | | | | | | | | | |
| Oct-04 | | | | | | | | | |
| Nov-04 | | | | | | | | | |
| Dec-04 | | | | | | | | | |



| UNE P (Centrex 21) (Parity) | | | | | | | | | |
|-----------------------------|----------|------------|-------------|--------------|-----------|-------------|--------------|-----------|------------|
| Date | CLEC Num | CLEC Denom | CLEC Result | CLEC Std Dev | Qwest Num | Qwest Denom | Qwest Result | Mod Z Scr | Parity Scr |
| Jan-04 | 20:37 | 4 | 5:09 | 1:00 | 150:38 | 14 | 10:46 | -1.03 | -1.63 |
| Feb-04 | 32:48 | 2 | 16:24 | 14:14 | 164:34 | 14 | 11:45 | 0.8 | -0.51 |
| Mar-04 | | | | | | | | | |
| Apr-04 | | | | | | | | | |
| May-04 | | | | | | | | | |
| Jun-04 | | | | | | | | | |
| Jul-04 | | | | | | | | | |
| Aug-04 | | | | | | | | | |
| Sep-04 | | | | | | | | | |
| Oct-04 | | | | | | | | | |
| Nov-04 | | | | | | | | | |
| Dec-04 | | | | | | | | | |

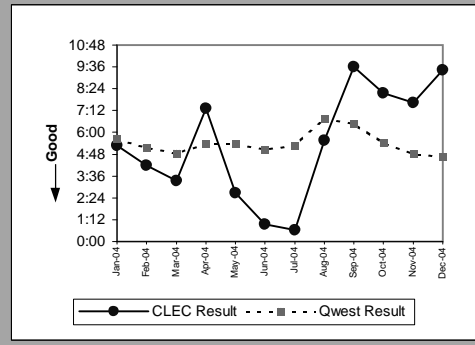


| Line Sharing) (Parity) | | | | | | | | | |
|------------------------|----------|------------|-------------|--------------|-----------|-------------|--------------|-----------|------------|
| Date | CLEC Num | CLEC Denom | CLEC Result | CLEC Std Dev | Qwest Num | Qwest Denom | Qwest Result | Mod Z Scr | Parity Scr |
| Jan-04 | | | | | | | | | |
| Feb-04 | 21:14 | 1 | 21:14 | | 44518:41 | 2816 | 15:49 | 0.54 | -0.67 |
| Mar-04 | 3:08 | 1 | 3:08 | | 41568:39 | 2887 | 14:24 | -0.91 | -1.55 |
| Apr-04 | | | | | | | | | |
| May-04 | | | | | | | | | |
| Jun-04 | | | | | | | | | |
| Jul-04 | | | | | | | | | |
| Aug-04 | | | | | | | | | |
| Sep-04 | | | | | | | | | |
| Oct-04 | | | | | | | | | |
| Nov-04 | | | | | | | | | |
| Dec-04 | | | | | | | | | |

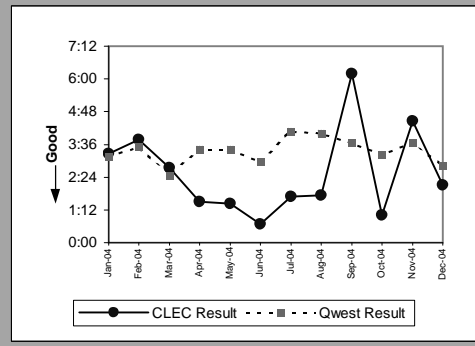


MR-6C - Mean Time to Restore (Hours:Minutes) - No dispatches

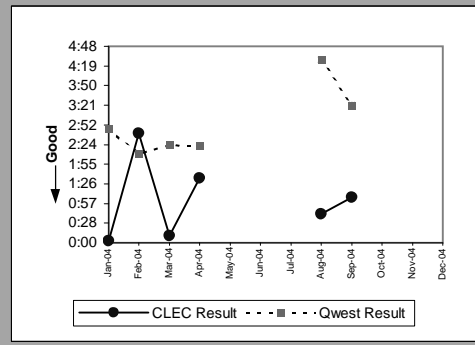
| Residence) (Parity) | | | | | | | | | |
|---------------------|----------|------------|-------------|--------------|-----------|-------------|--------------|-----------|------------|
| Date | CLEC Num | CLEC Denom | CLEC Result | CLEC Std Dev | Qwest Num | Qwest Denom | Qwest Result | Mod Z Scr | Parity Scr |
| Jan-04 | 105:21 | 20 | 5:16 | 9:41 | 19800:23 | 3513 | 5:38 | -0.18 | -1.11 |
| Feb-04 | 67:16 | 16 | 4:12 | 6:49 | 16226:00 | 3143 | 5:10 | -0.5 | -1.3 |
| Mar-04 | 30:09 | 9 | 3:21 | 6:15 | 17874:05 | 3671 | 4:52 | -0.63 | -1.38 |
| Apr-04 | 58:35 | 8 | 7:19 | 9:46 | 14618:34 | 2710 | 5:24 | 0.85 | -0.49 |
| May-04 | 21:26 | 8 | 2:41 | 7:21 | 15375:19 | 2868 | 5:22 | -0.98 | -1.59 |
| Jun-04 | 8:41 | 9 | 0:58 | 1:40 | 16789:08 | 3309 | 5:04 | -1.61 | -1.98 |
| Jul-04 | 3:10 | 5 | 0:38 | 1:05 | 16292:36 | 3093 | 5:16 | -1.33 | -1.81 |
| Aug-04 | 55:40 | 10 | 5:34 | 6:57 | 23663:11 | 3506 | 6:45 | -0.32 | -1.2 |
| Sep-04 | 96:13 | 10 | 9:37 | 9:44 | 23297:23 | 3603 | 6:28 | 1.1 | -0.33 |
| Oct-04 | 49:01 | 6 | 8:10 | 15:00 | 16712:16 | 3082 | 5:25 | 0.95 | -0.42 |
| Nov-04 | 76:21 | 10 | 7:38 | 9:49 | 12949:43 | 2678 | 4:50 | 1.11 | -0.32 |
| Dec-04 | 47:07 | 5 | 9:25 | 9:52 | 11572:52 | 2472 | 4:41 | 1.33 | -0.19 |



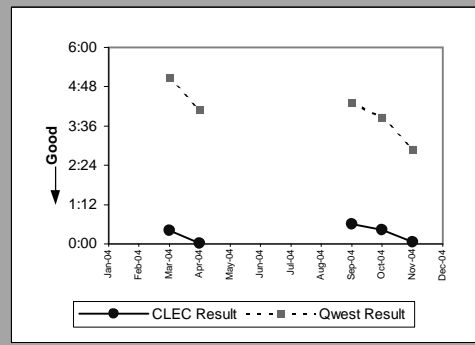
| Business) (Parity) | | | | | | | | | |
|--------------------|----------|------------|-------------|--------------|-----------|-------------|--------------|-----------|------------|
| Date | CLEC Num | CLEC Denom | CLEC Result | CLEC Std Dev | Qwest Num | Qwest Denom | Qwest Result | Mod Z Scr | Parity Scr |
| Jan-04 | 62:00 | 19 | 3:16 | 4:47 | 1841:46 | 589 | 3:08 | 0.27 | -0.84 |
| Feb-04 | 52:50 | 14 | 3:46 | 5:10 | 2001:57 | 569 | 3:31 | 0.21 | -0.87 |
| Mar-04 | 13:47 | 5 | 2:45 | 3:38 | 1392:05 | 565 | 2:28 | 0.49 | -0.7 |
| Apr-04 | 9:03 | 6 | 1:30 | 1:38 | 1776:30 | 518 | 3:26 | -0.78 | -1.47 |
| May-04 | 8:36 | 6 | 1:26 | 1:52 | 1847:39 | 542 | 3:25 | -0.8 | -1.48 |
| Jun-04 | 3:25 | 5 | 0:41 | 0:52 | 1771:57 | 599 | 2:57 | -0.97 | -1.59 |
| Jul-04 | 10:06 | 6 | 1:41 | 1:32 | 2169:35 | 531 | 4:05 | -0.79 | -1.48 |
| Aug-04 | 10:21 | 6 | 1:44 | 2:39 | 2521:34 | 627 | 4:01 | -0.74 | -1.45 |
| Sep-04 | 6:12 | 1 | 6:12 | | 2168:21 | 593 | 3:39 | 1.08 | -0.35 |
| Oct-04 | 2:01 | 2 | 1:00 | 0:32 | 1716:55 | 532 | 3:14 | -0.33 | -1.2 |
| Nov-04 | 17:51 | 4 | 4:28 | 7:35 | 1706:57 | 466 | 3:40 | 0.36 | -0.78 |
| Dec-04 | 10:30 | 5 | 2:06 | 2:08 | 1331:14 | 473 | 2:49 | -0.3 | -1.18 |



| Centrex) (Parity) | | | | | | | | | |
|-------------------|----------|------------|-------------|--------------|-----------|-------------|--------------|-----------|------------|
| Date | CLEC Num | CLEC Denom | CLEC Result | CLEC Std Dev | Qwest Num | Qwest Denom | Qwest Result | Mod Z Scr | Parity Scr |
| Jan-04 | 0:03 | 1 | 0:03 | | 183:49 | 66 | 2:47 | -0.72 | -1.44 |
| Feb-04 | 2:40 | 1 | 2:40 | | 123:33 | 57 | 2:10 | 0.52 | -0.68 |
| Mar-04 | 0:19 | 2 | 0:10 | 0:08 | 100:35 | 42 | 2:24 | -1.74 | -2.06 |
| Apr-04 | 4:45 | 3 | 1:35 | 1:11 | 85:26 | 36 | 2:22 | -0.37 | -1.22 |
| May-04 | | | | | | | | | |
| Jun-04 | | | | | | | | | |
| Jul-04 | | | | | | | | | |
| Aug-04 | 0:42 | 1 | 0:42 | | 254:42 | 57 | 4:28 | -0.42 | -1.25 |
| Sep-04 | 1:07 | 1 | 1:07 | | 121:09 | 36 | 3:22 | -0.49 | -1.29 |
| Oct-04 | | | | | | | | | |
| Nov-04 | | | | | | | | | |
| Dec-04 | | | | | | | | | |

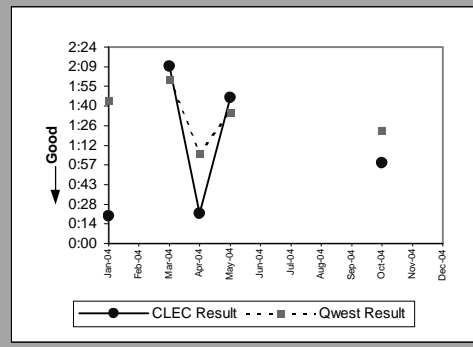


| Centrex 21) (Parity) | | | | | | | | | |
|----------------------|----------|------------|-------------|--------------|-----------|-------------|--------------|-----------|------------|
| Date | CLEC Num | CLEC Denom | CLEC Result | CLEC Std Dev | Qwest Num | Qwest Denom | Qwest Result | Mod Z Scr | Parity Scr |
| Jan-04 | | | | | | | | | |
| Feb-04 | | | | | | | | | |
| Mar-04 | 0:25 | 1 | 0:25 | | 339:41 | 67 | 5:04 | -0.35 | -1.21 |
| Apr-04 | 0:01 | 1 | 0:01 | | 245:05 | 60 | 4:05 | -0.27 | -1.16 |
| May-04 | | | | | | | | | |
| Jun-04 | | | | | | | | | |
| Jul-04 | | | | | | | | | |
| Aug-04 | | | | | | | | | |
| Sep-04 | 0:36 | 1 | 0:36 | | 267:02 | 62 | 4:18 | -0.59 | -1.36 |
| Oct-04 | 1:17 | 3 | 0:26 | 0:40 | 205:18 | 53 | 3:52 | -1.01 | -1.61 |
| Nov-04 | 0:04 | 1 | 0:04 | | 171:28 | 59 | 2:54 | -0.57 | -1.35 |
| Dec-04 | | | | | | | | | |

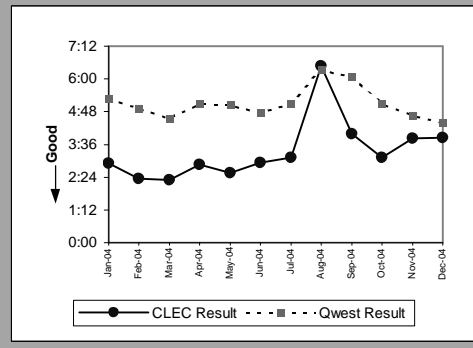


MR-6C - Mean Time to Restore (Hours:Minutes) - No dispatches

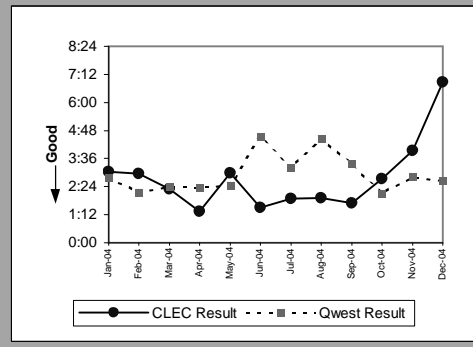
| PBX (Parity) | | | | | | | | | |
|--------------|----------|------------|-------------|--------------|-----------|-------------|--------------|-----------|------------|
| Date | CLEC Num | CLEC Denom | CLEC Result | CLEC Std Dev | Qwest Num | Qwest Denom | Qwest Result | Mod Z Scr | Parity Scr |
| Jan-04 | 0:39 | 2 | 0:20 | 0:23 | 116:01 | 66 | 1:45 | -0.75 | -1.45 |
| Feb-04 | | | | | | | | | |
| Mar-04 | 4:20 | 2 | 2:10 | 2:44 | 139:44 | 70 | 2:00 | 0.85 | -0.48 |
| Apr-04 | 0:22 | 1 | 0:22 | | 49:42 | 45 | 1:06 | -0.52 | -1.32 |
| May-04 | 7:07 | 4 | 1:47 | 1:49 | 68:45 | 43 | 1:36 | 0.79 | -0.52 |
| Jun-04 | | | | | | | | | |
| Jul-04 | | | | | | | | | |
| Aug-04 | | | | | | | | | |
| Sep-04 | | | | | | | | | |
| Oct-04 | 0:59 | 1 | 0:59 | | 41:33 | 30 | 1:23 | -0.22 | -1.14 |
| Nov-04 | | | | | | | | | |
| Dec-04 | | | | | | | | | |



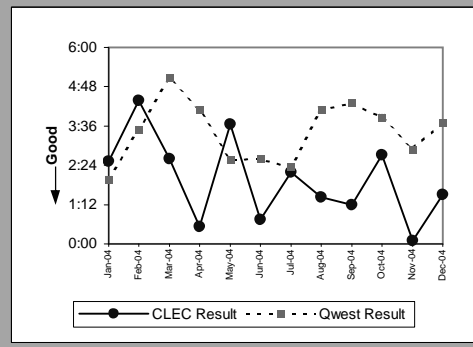
| UNE - P (POTS) (Parity) | | | | | | | | | |
|-------------------------|----------|------------|-------------|--------------|-----------|-------------|--------------|-----------|------------|
| Date | CLEC Num | CLEC Denom | CLEC Result | CLEC Std Dev | Qwest Num | Qwest Denom | Qwest Result | Mod Z Scr | Parity Scr |
| Jan-04 | 481:08 | 165 | 2:55 | 5:00 | 21642:09 | 4102 | 5:17 | -3.45 | -3.1 |
| Feb-04 | 430:43 | 183 | 2:21 | 4:03 | 18227:57 | 3712 | 4:55 | -4.46 | -3.71 |
| Mar-04 | 452:15 | 196 | 2:18 | 3:46 | 19266:10 | 4236 | 4:33 | -4.4 | -3.67 |
| Apr-04 | 524:27 | 184 | 2:51 | 5:33 | 16395:04 | 3228 | 5:05 | -3.55 | -3.16 |
| May-04 | 640:53 | 251 | 2:33 | 4:36 | 17222:58 | 3410 | 5:03 | -5.07 | -4.08 |
| Jun-04 | 705:56 | 240 | 2:56 | 5:06 | 18561:05 | 3908 | 4:45 | -3.7 | -3.25 |
| Jul-04 | 740:04 | 237 | 3:07 | 5:16 | 18462:11 | 3624 | 5:06 | -3.8 | -3.31 |
| Aug-04 | 1451:58 | 224 | 6:29 | 13:32 | 26184:45 | 4133 | 6:20 | 0.19 | -0.88 |
| Sep-04 | 717:44 | 180 | 3:59 | 6:28 | 25465:44 | 4196 | 6:04 | -2.98 | -2.81 |
| Oct-04 | 492:10 | 158 | 3:07 | 5:13 | 18429:11 | 3614 | 5:06 | -2.56 | -2.55 |
| Nov-04 | 472:42 | 124 | 3:49 | 6:10 | 14656:40 | 3144 | 4:40 | -1.15 | -1.7 |
| Dec-04 | 488:22 | 127 | 3:51 | 6:10 | 12904:06 | 2945 | 4:23 | -0.82 | -1.5 |



| UNE P (Centrex) (Parity) | | | | | | | | | |
|--------------------------|----------|------------|-------------|--------------|-----------|-------------|--------------|-----------|------------|
| Date | CLEC Num | CLEC Denom | CLEC Result | CLEC Std Dev | Qwest Num | Qwest Denom | Qwest Result | Mod Z Scr | Parity Scr |
| Jan-04 | 39:36 | 13 | 3:03 | 5:47 | 183:49 | 66 | 2:47 | 0.26 | -0.84 |
| Feb-04 | 14:45 | 5 | 2:57 | 3:12 | 123:33 | 57 | 2:10 | 0.98 | -0.41 |
| Mar-04 | 13:51 | 6 | 2:18 | 0:57 | 100:35 | 42 | 2:24 | -0.11 | -1.07 |
| Apr-04 | 9:27 | 7 | 1:21 | 0:46 | 85:26 | 36 | 2:22 | -0.69 | -1.42 |
| May-04 | 29:48 | 10 | 2:59 | 4:47 | 122:51 | 50 | 2:27 | 0.4 | -0.76 |
| Jun-04 | 12:09 | 8 | 1:31 | 1:17 | 221:53 | 49 | 4:32 | -1.16 | -1.71 |
| Jul-04 | 7:35 | 4 | 1:54 | 2:07 | 169:34 | 53 | 3:12 | -0.34 | -1.21 |
| Aug-04 | 13:25 | 7 | 1:55 | 1:41 | 254:42 | 57 | 4:28 | -0.71 | -1.43 |
| Sep-04 | 10:14 | 6 | 1:42 | 1:39 | 121:09 | 36 | 3:22 | -0.82 | -1.5 |
| Oct-04 | 10:55 | 4 | 2:44 | 0:34 | 84:05 | 40 | 2:06 | 0.58 | -0.65 |
| Nov-04 | 35:30 | 9 | 3:57 | 6:16 | 70:36 | 25 | 2:49 | 0.65 | -0.6 |
| Dec-04 | 34:19 | 5 | 6:52 | 7:39 | 119:17 | 45 | 2:39 | 1.75 | 0.06 |

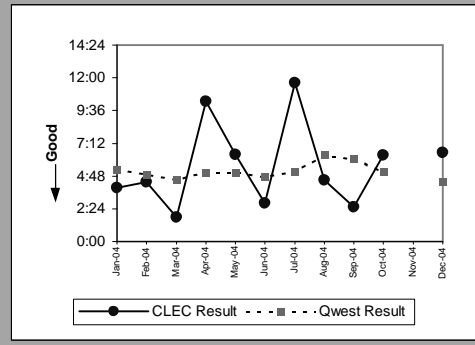


| UNE P (Centrex 21) (Parity) | | | | | | | | | |
|-----------------------------|----------|------------|-------------|--------------|-----------|-------------|--------------|-----------|------------|
| Date | CLEC Num | CLEC Denom | CLEC Result | CLEC Std Dev | Qwest Num | Qwest Denom | Qwest Result | Mod Z Scr | Parity Scr |
| Jan-04 | 12:36 | 5 | 2:31 | 2:14 | 154:59 | 78 | 1:59 | 0.64 | -0.61 |
| Feb-04 | 13:08 | 3 | 4:23 | 7:03 | 216:32 | 62 | 3:30 | 0.45 | -0.73 |
| Mar-04 | 7:49 | 3 | 2:36 | 1:45 | 339:41 | 67 | 5:04 | -0.32 | -1.19 |
| Apr-04 | 0:32 | 1 | 0:32 | | 245:05 | 60 | 4:05 | -0.23 | -1.14 |
| May-04 | 21:54 | 6 | 3:39 | 6:44 | 141:56 | 55 | 2:35 | 0.62 | -0.63 |
| Jun-04 | 2:11 | 3 | 0:44 | 0:35 | 158:25 | 61 | 2:36 | -0.74 | -1.45 |
| Jul-04 | 2:11 | 1 | 2:11 | | 117:11 | 50 | 2:21 | -0.03 | -1.02 |
| Aug-04 | 5:42 | 4 | 1:26 | 1:25 | 250:34 | 61 | 4:06 | -0.73 | -1.44 |
| Sep-04 | 3:36 | 3 | 1:12 | 1:15 | 267:02 | 62 | 4:18 | -0.84 | -1.51 |
| Oct-04 | 8:08 | 3 | 2:43 | 1:54 | 205:18 | 53 | 3:52 | -0.34 | -1.21 |
| Nov-04 | 0:11 | 2 | 0:06 | 0:05 | 171:28 | 59 | 2:54 | -0.8 | -1.48 |
| Dec-04 | 4:30 | 3 | 1:30 | 1:52 | 140:38 | 38 | 3:42 | -0.61 | -1.37 |

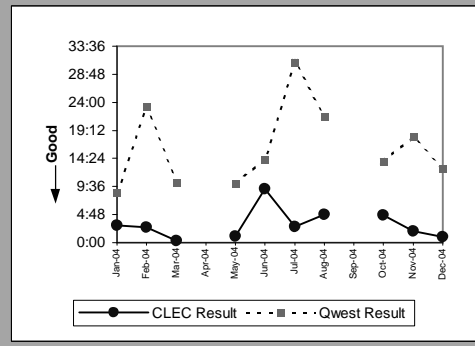


MR-6C - Mean Time to Restore (Hours:Minutes) - No dispatches

| Line Sharing (Parity) | | | | | | | | | |
|-----------------------|----------|------------|-------------|--------------|-----------|-------------|--------------|-----------|------------|
| Date | CLEC Num | CLEC Denom | CLEC Result | CLEC Std Dev | Qwest Num | Qwest Denom | Qwest Result | Mod Z Scr | Parity Scr |
| Jan-04 | 62:52 | 16 | 3:56 | 5:12 | 21642:09 | 4102 | 5:17 | -0.62 | -1.38 |
| Feb-04 | 52:08 | 12 | 4:21 | 4:18 | 18227:57 | 3712 | 4:55 | -0.26 | -1.16 |
| Mar-04 | 23:12 | 13 | 1:47 | 0:59 | 19266:10 | 4236 | 4:33 | -1.43 | -1.87 |
| Apr-04 | 92:28 | 9 | 10:16 | 8:59 | 16395:04 | 3228 | 5:05 | 1.84 | 0.12 |
| May-04 | 31:56 | 5 | 6:23 | 5:58 | 17222:58 | 3410 | 5:03 | 0.54 | -0.67 |
| Jun-04 | 33:32 | 12 | 2:48 | 3:53 | 18561:05 | 3908 | 4:45 | -0.92 | -1.56 |
| Jul-04 | 104:50 | 9 | 11:39 | 22:32 | 18462:11 | 3624 | 5:06 | 2.26 | 0.37 |
| Aug-04 | 67:24 | 15 | 4:30 | 7:01 | 26184:45 | 4133 | 6:20 | -0.64 | -1.39 |
| Sep-04 | 25:18 | 10 | 2:32 | 2:10 | 25465:44 | 4196 | 6:04 | -1.22 | -1.74 |
| Oct-04 | 50:51 | 8 | 6:21 | 8:00 | 18429:11 | 3614 | 5:06 | 0.57 | -0.65 |
| Nov-04 | | | | | | | | | |
| Dec-04 | 13:03 | 2 | 6:32 | 8:41 | 12904:06 | 2945 | 4:23 | 0.6 | -0.63 |

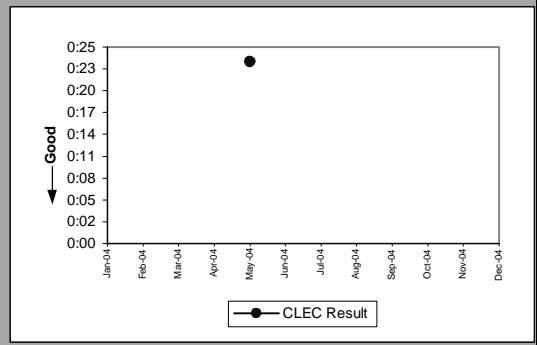


| Line Splitting (Parity) | | | | | | | | | |
|-------------------------|----------|------------|-------------|--------------|-----------|-------------|--------------|-----------|------------|
| Date | CLEC Num | CLEC Denom | CLEC Result | CLEC Std Dev | Qwest Num | Qwest Denom | Qwest Result | Mod Z Scr | Parity Scr |
| Jan-04 | 9:00 | 3 | 3:00 | 2:34 | 15802:31 | 1854 | 8:31 | -0.27 | -1.17 |
| Feb-04 | 5:16 | 2 | 2:38 | 3:41 | 43777:57 | 1887 | 23:12 | -0.43 | -1.26 |
| Mar-04 | 1:03 | 3 | 0:21 | 0:23 | 24238:34 | 2352 | 10:18 | -0.55 | -1.34 |
| Apr-04 | | | | | | | | | |
| May-04 | 2:06 | 2 | 1:03 | 0:45 | 18028:16 | 1783 | 10:07 | -0.46 | -1.28 |
| Jun-04 | 18:27 | 2 | 9:13 | 5:17 | 24736:29 | 1739 | 14:13 | -0.15 | -1.09 |
| Jul-04 | 13:45 | 5 | 2:45 | 2:07 | 65387:20 | 2120 | 30:51 | -0.74 | -1.45 |
| Aug-04 | 14:36 | 3 | 4:52 | 7:45 | 54194:18 | 2517 | 21:32 | -0.44 | -1.26 |
| Sep-04 | | | | | | | | | |
| Oct-04 | 14:11 | 3 | 4:44 | 4:44 | 31527:44 | 2273 | 13:52 | -0.47 | -1.28 |
| Nov-04 | 7:49 | 4 | 1:57 | 2:23 | 27719:53 | 1536 | 18:03 | -0.46 | -1.28 |
| Dec-04 | 2:58 | 3 | 0:59 | 0:47 | 19164:29 | 1517 | 12:38 | -0.39 | -1.23 |



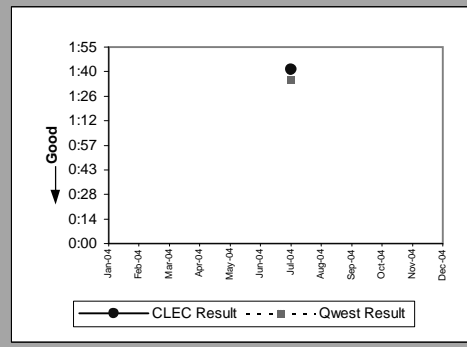
MR-6C - Mean Time to Restore (Hours:Minutes) - No dispatches

| Sub-Loop Unbundling) (Diagnostic) | | | | |
|-----------------------------------|-----------|-------------|-------------|--------------|
| Date | Numerator | Denominator | CLEC Result | Standard Dev |
| Jan-04 | | | | |
| Feb-04 | | | | |
| Mar-04 | | | | |
| Apr-04 | | | | |
| May-04 | 0:24 | 1 | 0:24 | |
| Jun-04 | | | | |
| Jul-04 | | | | |
| Aug-04 | | | | |
| Sep-04 | | | | |
| Oct-04 | | | | |
| Nov-04 | | | | |
| Dec-04 | | | | |

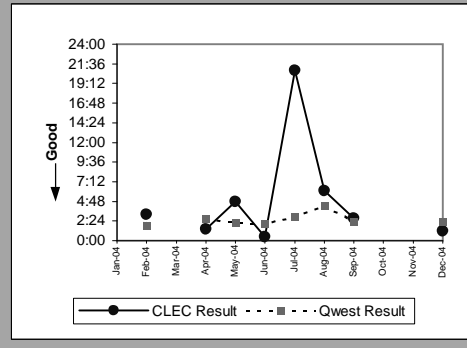


MR-6D - Mean Time to Restore (Hours:Minutes) - Interval Zone One

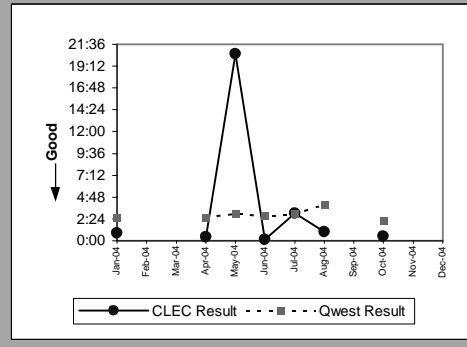
| ISDN Primary (Parity) | | | | | | | | | |
|-----------------------|----------|------------|-------------|--------------|-----------|-------------|--------------|-----------|------------|
| Date | CLEC Num | CLEC Denom | CLEC Result | CLEC Std Dev | Qwest Num | Qwest Denom | Qwest Result | Mod Z Scr | Parity Scr |
| Jan-04 | | | | | | | | | |
| Feb-04 | | | | | | | | | |
| Mar-04 | | | | | | | | | |
| Apr-04 | | | | | | | | | |
| May-04 | | | | | | | | | |
| Jun-04 | | | | | | | | | |
| Jul-04 | 1:42 | 1 | 1:42 | | 31:59 | 20 | 1:36 | 0.43 | -0.74 |
| Aug-04 | | | | | | | | | |
| Sep-04 | | | | | | | | | |
| Oct-04 | | | | | | | | | |
| Nov-04 | | | | | | | | | |
| Dec-04 | | | | | | | | | |



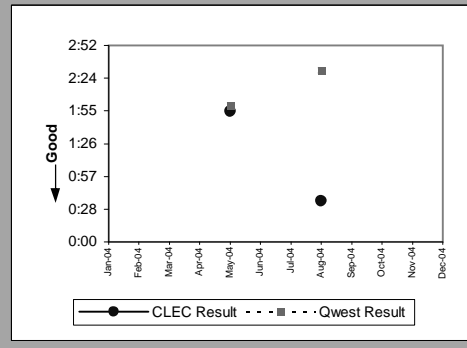
| DS0 (Parity) | | | | | | | | | |
|--------------|----------|------------|-------------|--------------|-----------|-------------|--------------|-----------|------------|
| Date | CLEC Num | CLEC Denom | CLEC Result | CLEC Std Dev | Qwest Num | Qwest Denom | Qwest Result | Mod Z Scr | Parity Scr |
| Jan-04 | | | | | | | | | |
| Feb-04 | 3:13 | 1 | 3:13 | | 297:40 | 159 | 1:52 | 0.98 | -0.41 |
| Mar-04 | | | | 0:34 | | | | | |
| Apr-04 | 2:52 | 2 | 1:26 | | 482:06 | 182 | 2:39 | -0.5 | -1.3 |
| May-04 | 4:45 | 1 | 4:45 | | 390:28 | 181 | 2:09 | 1.09 | -0.33 |
| Jun-04 | 0:29 | 1 | 0:29 | | 453:54 | 212 | 2:08 | -0.58 | -1.35 |
| Jul-04 | 41:39 | 2 | 20:49 | 26:46 | 595:22 | 204 | 2:55 | 2.75 | 0.67 |
| Aug-04 | 30:26 | 5 | 6:05 | 7:18 | 941:02 | 217 | 4:20 | 1.14 | -0.31 |
| Sep-04 | 5:26 | 2 | 2:43 | 1:29 | 490:28 | 211 | 2:19 | 0.69 | -0.58 |
| Oct-04 | | | | | | | | | |
| Nov-04 | | | | | | | | | |
| Dec-04 | 3:29 | 3 | 1:10 | 0:04 | 376:32 | 161 | 2:20 | -0.46 | -1.28 |



| DS1 (Parity) | | | | | | | | | |
|--------------|----------|------------|-------------|--------------|-----------|-------------|--------------|-----------|------------|
| Date | CLEC Num | CLEC Denom | CLEC Result | CLEC Std Dev | Qwest Num | Qwest Denom | Qwest Result | Mod Z Scr | Parity Scr |
| Jan-04 | 0:49 | 1 | 0:49 | | 393:50 | 156 | 2:31 | -0.49 | -1.3 |
| Feb-04 | | | | | | | | | |
| Mar-04 | | | | | | | | | |
| Apr-04 | 0:24 | 1 | 0:24 | | 333:50 | 133 | 2:31 | -0.78 | -1.48 |
| May-04 | 20:31 | 1 | 20:31 | | 392:11 | 130 | 3:01 | 2.07 | 0.26 |
| Jun-04 | 0:10 | 1 | 0:10 | | 488:48 | 180 | 2:43 | -0.63 | -1.38 |
| Jul-04 | 3:02 | 1 | 3:02 | | 432:37 | 146 | 2:58 | 0.43 | -0.74 |
| Aug-04 | 0:58 | 1 | 0:58 | | 681:57 | 171 | 3:59 | -0.4 | -1.24 |
| Sep-04 | | | | | | | | | |
| Oct-04 | 0:28 | 1 | 0:28 | | 343:21 | 151 | 2:16 | -0.55 | -1.33 |
| Nov-04 | | | | | | | | | |
| Dec-04 | | | | | | | | | |

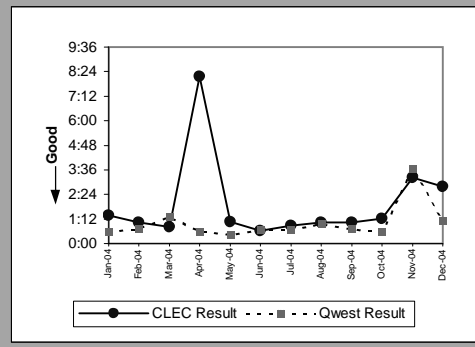


| Frame Relay (Parity) | | | | | | | | | |
|----------------------|----------|------------|-------------|--------------|-----------|-------------|--------------|-----------|------------|
| Date | CLEC Num | CLEC Denom | CLEC Result | CLEC Std Dev | Qwest Num | Qwest Denom | Qwest Result | Mod Z Scr | Parity Scr |
| Jan-04 | | | | | | | | | |
| Feb-04 | | | | | | | | | |
| Mar-04 | | | | | | | | | |
| Apr-04 | | | | | | | | | |
| May-04 | 3:49 | 2 | 1:55 | 2:29 | 102:15 | 51 | 2:00 | -0.06 | -1.04 |
| Jun-04 | | | | | | | | | |
| Jul-04 | | | | | | | | | |
| Aug-04 | 0:36 | 1 | 0:36 | | 151:07 | 60 | 2:31 | -0.61 | -1.37 |
| Sep-04 | | | | | | | | | |
| Oct-04 | | | | | | | | | |
| Nov-04 | | | | | | | | | |
| Dec-04 | | | | | | | | | |



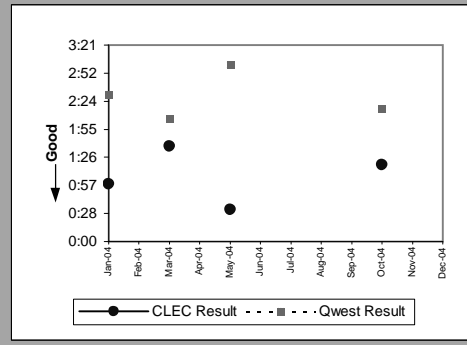
MR-6D - Mean Time to Restore (Hours:Minutes) - Interval Zone One

| LIS Trunk (Parity) | | | | | | | | | | |
|--------------------|----------|------------|-------------|--------------|-----------|-------------|--------------|-----------|------------|--|
| Date | CLEC Num | CLEC Denom | CLEC Result | CLEC Std Dev | Qwest Num | Qwest Denom | Qwest Result | Mod Z Scr | Parity Scr | |
| Jan-04 | 12:20 | 9 | 1:22 | 1:06 | 6:55 | 12 | 0:35 | 2.01 | 0.22 | |
| Feb-04 | 8:17 | 8 | 1:02 | 0:25 | 4:20 | 6 | 0:43 | 1.03 | -0.38 | |
| Mar-04 | 6:23 | 8 | 0:48 | 0:27 | 7:45 | 6 | 1:18 | -1.34 | -1.81 | |
| Apr-04 | 40:47 | 5 | 8:09 | 17:04 | 1:12 | 2 | 0:36 | 1.82 | 0.11 | |
| May-04 | 8:21 | 8 | 1:03 | 0:53 | 1:21 | 3 | 0:27 | 1.37 | -0.17 | |
| Jun-04 | 5:39 | 9 | 0:38 | 0:25 | 4:30 | 7 | 0:39 | -0.13 | -1.08 | |
| Jul-04 | 5:17 | 6 | 0:53 | 0:49 | 1:17 | 2 | 0:39 | 0.15 | -0.91 | |
| Aug-04 | 9:09 | 9 | 1:01 | 0:45 | 6:53 | 7 | 0:59 | 0.21 | -0.87 | |
| Sep-04 | 8:14 | 8 | 1:02 | 0:43 | 2:11 | 3 | 0:44 | 0.33 | -0.8 | |
| Oct-04 | 8:40 | 7 | 1:14 | 0:54 | 2:13 | 4 | 0:33 | 0.99 | -0.4 | |
| Nov-04 | 9:39 | 3 | 3:13 | 2:54 | 14:40 | 4 | 3:40 | -0.1 | -1.06 | |
| Dec-04 | 11:08 | 4 | 2:47 | 1:53 | 2:10 | 2 | 1:05 | 0.59 | -0.64 | |

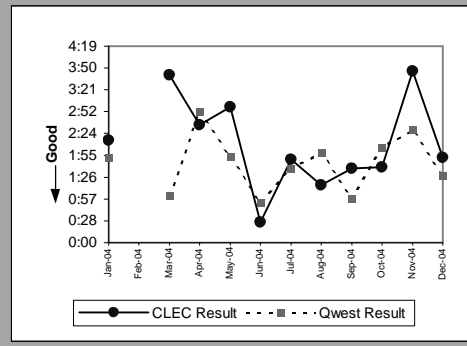


MR-6D - Mean Time to Restore (Hours:Minutes) - Interval Zone One

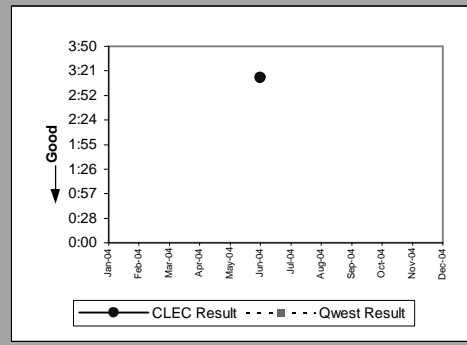
| UDIT DS1) (Parity) | | | | | | | | | |
|--------------------|----------|------------|-------------|--------------|-----------|-------------|--------------|-----------|------------|
| Date | CLEC Num | CLEC Denom | CLEC Result | CLEC Std Dev | Qwest Num | Qwest Denom | Qwest Result | Mod Z Scr | Parity Scr |
| Jan-04 | 0:59 | 1 | 0:59 | | 393:50 | 156 | 2:31 | -0.44 | -1.27 |
| Feb-04 | | | | | | | | | |
| Mar-04 | 1:38 | 1 | 1:38 | | 435:48 | 208 | 2:06 | -0.16 | -1.1 |
| Apr-04 | | | | | | | | | |
| May-04 | 1:40 | 3 | 0:33 | 0:16 | 392:11 | 130 | 3:01 | -1.03 | -1.62 |
| Jun-04 | | | | | | | | | |
| Jul-04 | | | | | | | | | |
| Aug-04 | | | | | | | | | |
| Sep-04 | | | | | | | | | |
| Oct-04 | 1:19 | 1 | 1:19 | | 343:21 | 151 | 2:16 | -0.29 | -1.18 |
| Nov-04 | | | | | | | | | |
| Dec-04 | | | | | | | | | |



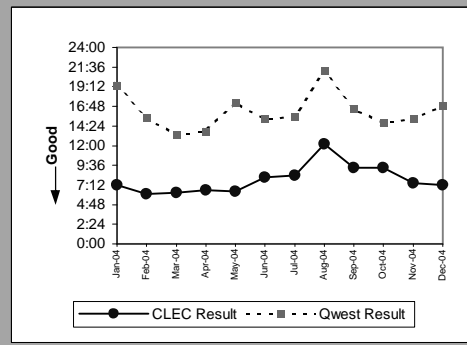
| UDIT Above DS1 Level) (Parity) | | | | | | | | | |
|--------------------------------|----------|------------|-------------|--------------|-----------|-------------|--------------|-----------|------------|
| Date | CLEC Num | CLEC Denom | CLEC Result | CLEC Std Dev | Qwest Num | Qwest Denom | Qwest Result | Mod Z Scr | Parity Scr |
| Jan-04 | 6:44 | 3 | 2:15 | 1:57 | 3:45 | 2 | 1:52 | 0.19 | -0.89 |
| Feb-04 | | | | | | | | | |
| Mar-04 | 18:26 | 5 | 3:41 | 1:50 | 6:15 | 6 | 1:02 | 3.72 | 1.26 |
| Apr-04 | 2:35 | 1 | 2:35 | | 17:19 | 6 | 2:53 | -0.09 | -1.05 |
| May-04 | 5:59 | 2 | 2:59 | 2:07 | 3:46 | 2 | 1:53 | 1.02 | -0.38 |
| Jun-04 | 0:27 | 1 | 0:27 | | 5:09 | 6 | 0:52 | -0.84 | -1.51 |
| Jul-04 | 5:31 | 3 | 1:50 | 1:27 | 8:12 | 5 | 1:38 | 0.1 | -0.94 |
| Aug-04 | 1:16 | 1 | 1:16 | | 3:56 | 2 | 1:58 | -12.12 | -8.37 |
| Sep-04 | 1:38 | 1 | 1:38 | | 2:55 | 3 | 0:58 | 0.37 | -0.77 |
| Oct-04 | 3:20 | 2 | 1:40 | 0:54 | 10:23 | 5 | 2:05 | -0.16 | -1.1 |
| Nov-04 | 11:19 | 3 | 3:46 | 4:49 | 19:49 | 8 | 2:29 | 1.1 | -0.33 |
| Dec-04 | 1:52 | 1 | 1:52 | | 4:25 | 3 | 1:28 | -0.01 | -1.01 |



| Dark Fiber - IOF) (Diagnostic) | | | | | | | | | |
|--------------------------------|----------|------------|-------------|--------------|-----------|-------------|--------------|-----------|------------|
| Date | CLEC Num | CLEC Denom | CLEC Result | CLEC Std Dev | Qwest Num | Qwest Denom | Qwest Result | Mod Z Scr | Parity Scr |
| Jan-04 | | | | | | | | | |
| Feb-04 | | | | | | | | | |
| Mar-04 | | | | | | | | | |
| Apr-04 | | | | | | | | | |
| May-04 | | | | | | | | | |
| Jun-04 | 3:14 | 1 | 3:14 | | | | | | N/A |
| Jul-04 | | | | | | | | | |
| Aug-04 | | | | | | | | | |
| Sep-04 | | | | | | | | | |
| Oct-04 | | | | | | | | | |
| Nov-04 | | | | | | | | | |
| Dec-04 | | | | | | | | | |

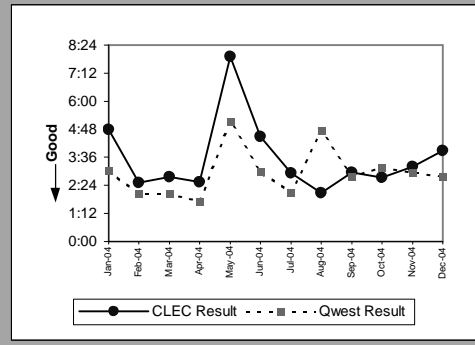


| Unbundled Loop Analog) (Parity) | | | | | | | | | |
|---------------------------------|----------|------------|-------------|--------------|-----------|-------------|--------------|-----------|------------|
| Date | CLEC Num | CLEC Denom | CLEC Result | CLEC Std Dev | Qwest Num | Qwest Denom | Qwest Result | Mod Z Scr | Parity Scr |
| Jan-04 | 1603:28 | 223 | 7:11 | 8:36 | 417515:47 | 21586 | 19:21 | -9.87 | -7 |
| Feb-04 | 1060:15 | 174 | 6:06 | 6:13 | 226708:29 | 14688 | 15:26 | -6.02 | -4.66 |
| Mar-04 | 1250:42 | 200 | 6:15 | 7:00 | 213652:45 | 15952 | 13:24 | -5.58 | -4.39 |
| Apr-04 | 1142:48 | 175 | 6:32 | 7:28 | 192320:38 | 14011 | 13:44 | -7.39 | -5.49 |
| May-04 | 920:08 | 144 | 6:23 | 7:04 | 279553:19 | 16163 | 17:18 | -6.91 | -5.2 |
| Jun-04 | 1775:55 | 219 | 8:07 | 11:07 | 248355:15 | 16243 | 15:17 | -6.93 | -5.21 |
| Jul-04 | 1853:24 | 222 | 8:21 | 13:09 | 229433:52 | 14769 | 15:32 | -6.74 | -5.1 |
| Aug-04 | 3150:01 | 258 | 12:13 | 18:57 | 389560:29 | 18435 | 21:08 | -6.68 | -5.06 |
| Sep-04 | 2121:38 | 229 | 9:16 | 8:47 | 260775:00 | 15836 | 16:28 | -6.27 | -4.81 |
| Oct-04 | 1814:58 | 195 | 9:18 | 8:54 | 221909:11 | 15046 | 14:45 | -4.86 | -3.95 |
| Nov-04 | 1546:29 | 209 | 7:24 | 7:13 | 207487:53 | 13541 | 15:19 | -7.53 | -5.58 |
| Dec-04 | 1461:03 | 204 | 7:10 | 8:22 | 247924:01 | 14655 | 16:55 | -7.78 | -5.73 |

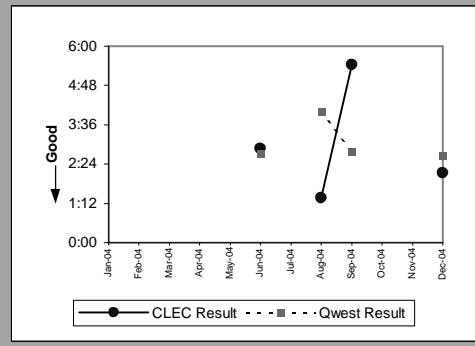


MR-6D - Mean Time to Restore (Hours:Minutes) - Interval Zone One

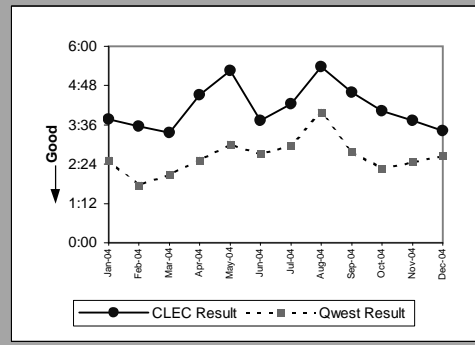
| Unbundled Loop - 2 Wire Non-Loaded (Parity) | | | | | | | | | |
|---|----------|------------|-------------|--------------|-----------|-------------|--------------|-----------|------------|
| Date | CLEC Num | CLEC Denom | CLEC Result | CLEC Std Dev | Qwest Num | Qwest Denom | Qwest Result | Mod Z Scr | Parity Scr |
| Jan-04 | 95:45 | 20 | 4:47 | 5:24 | 343:16 | 114 | 3:01 | 1 | -0.39 |
| Feb-04 | 65:30 | 26 | 2:31 | 1:44 | 233:36 | 114 | 2:03 | 0.93 | -0.43 |
| Mar-04 | 113:12 | 41 | 2:46 | 1:53 | 215:04 | 105 | 2:03 | 1.31 | -0.2 |
| Apr-04 | 53:40 | 21 | 2:33 | 2:11 | 235:22 | 137 | 1:43 | 1.62 | -0.02 |
| May-04 | 142:04 | 18 | 7:54 | 12:03 | 505:59 | 99 | 5:07 | 0.97 | -0.41 |
| Jun-04 | 112:27 | 25 | 4:30 | 5:54 | 324:54 | 109 | 2:59 | 1.23 | -0.25 |
| Jul-04 | 88:14 | 30 | 2:56 | 3:18 | 222:37 | 106 | 2:06 | 0.9 | -0.45 |
| Aug-04 | 53:33 | 26 | 2:04 | 2:05 | 502:10 | 106 | 4:44 | -0.99 | -1.6 |
| Sep-04 | 103:26 | 35 | 2:57 | 2:15 | 244:51 | 88 | 2:47 | 0.25 | -0.85 |
| Oct-04 | 82:03 | 30 | 2:44 | 1:55 | 269:45 | 85 | 3:10 | -0.29 | -1.18 |
| Nov-04 | 89:49 | 28 | 3:12 | 4:05 | 184:07 | 62 | 2:58 | 0.22 | -0.87 |
| Dec-04 | 205:34 | 53 | 3:53 | 6:02 | 247:36 | 89 | 2:47 | 1.29 | -0.22 |



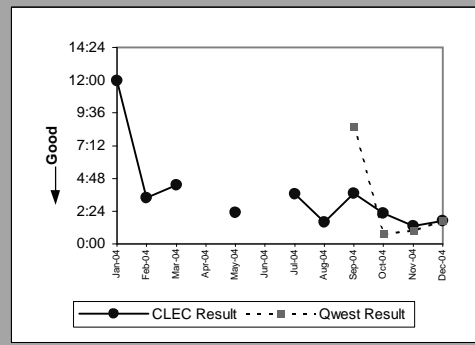
| Unbundled Loop - 4 Wire Non-Loaded (Parity) | | | | | | | | | |
|---|----------|------------|-------------|--------------|-----------|-------------|--------------|-----------|------------|
| Date | CLEC Num | CLEC Denom | CLEC Result | CLEC Std Dev | Qwest Num | Qwest Denom | Qwest Result | Mod Z Scr | Parity Scr |
| Jan-04 | | | | | | | | | |
| Feb-04 | | | | | | | | | |
| Mar-04 | | | | | | | | | |
| Apr-04 | | | | | | | | | |
| May-04 | | | | | | | | | |
| Jun-04 | 5:44 | 2 | 2:52 | 1:14 | 488:48 | 180 | 2:43 | 0.53 | -0.68 |
| Jul-04 | | | | | | | | | |
| Aug-04 | 1:22 | 1 | 1:22 | | 681:57 | 171 | 3:59 | -0.35 | -1.21 |
| Sep-04 | 10:52 | 2 | 5:26 | 4:19 | 390:56 | 141 | 2:46 | 1.25 | -0.24 |
| Oct-04 | | | | | | | | | |
| Nov-04 | | | | | | | | | |
| Dec-04 | 2:08 | 1 | 2:08 | | 364:22 | 137 | 2:40 | -0.18 | -1.11 |



| Unbundled Loop - DS1 Capable (Parity) | | | | | | | | | |
|---------------------------------------|----------|------------|-------------|--------------|-----------|-------------|--------------|-----------|------------|
| Date | CLEC Num | CLEC Denom | CLEC Result | CLEC Std Dev | Qwest Num | Qwest Denom | Qwest Result | Mod Z Scr | Parity Scr |
| Jan-04 | 316:32 | 84 | 3:46 | 4:28 | 393:50 | 156 | 2:31 | 2.14 | 0.3 |
| Feb-04 | 149:33 | 42 | 3:34 | 2:38 | 244:24 | 139 | 1:45 | 2.88 | 0.75 |
| Mar-04 | 302:55 | 90 | 3:22 | 2:54 | 435:48 | 208 | 2:06 | 2.75 | 0.67 |
| Apr-04 | 293:11 | 65 | 4:31 | 5:15 | 333:50 | 133 | 2:31 | 3.09 | 0.88 |
| May-04 | 309:46 | 59 | 5:15 | 6:10 | 392:11 | 130 | 3:01 | 2.65 | 0.61 |
| Jun-04 | 381:06 | 102 | 3:44 | 3:12 | 488:48 | 180 | 2:43 | 2.04 | 0.24 |
| Jul-04 | 403:05 | 95 | 4:15 | 5:28 | 432:37 | 146 | 2:58 | 2.37 | 0.44 |
| Aug-04 | 525:57 | 98 | 5:22 | 9:34 | 681:57 | 171 | 3:59 | 1.04 | -0.37 |
| Sep-04 | 349:49 | 76 | 4:36 | 6:39 | 390:56 | 141 | 2:46 | 2.58 | 0.57 |
| Oct-04 | 313:20 | 78 | 4:01 | 4:19 | 343:21 | 151 | 2:16 | 2.88 | 0.75 |
| Nov-04 | 314:08 | 84 | 3:44 | 3:50 | 354:02 | 144 | 2:28 | 1.42 | -0.14 |
| Dec-04 | 253:00 | 74 | 3:25 | 2:56 | 364:22 | 137 | 2:40 | 1.72 | 0.04 |

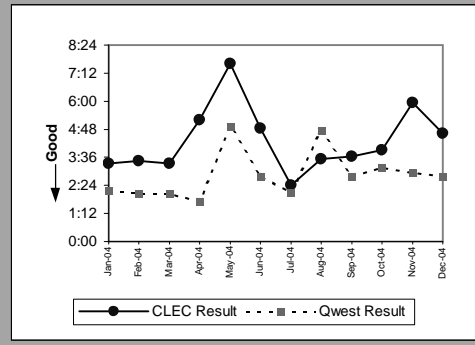


| Unbundled Loop - XDSL (Parity) | | | | | | | | | |
|--------------------------------|----------|------------|-------------|--------------|-----------|-------------|--------------|-----------|------------|
| Date | CLEC Num | CLEC Denom | CLEC Result | CLEC Std Dev | Qwest Num | Qwest Denom | Qwest Result | Mod Z Scr | Parity Scr |
| Jan-04 | 47:50 | 4 | 11:58 | 9:41 | | | | | N/A |
| Feb-04 | 13:34 | 4 | 3:23 | 1:48 | | | | | N/A |
| Mar-04 | 4:19 | 1 | 4:19 | | | | | | N/A |
| Apr-04 | | | | | | | | | N/A |
| May-04 | 4:36 | 2 | 2:18 | 2:36 | | | | | N/A |
| Jun-04 | | | | | | | | | N/A |
| Jul-04 | 18:15 | 5 | 3:39 | 1:44 | | | | | N/A |
| Aug-04 | 4:50 | 3 | 1:37 | 0:51 | | | | | N/A |
| Sep-04 | 11:07 | 3 | 3:42 | 1:23 | 34:21 | 4 | 8:35 | -0.49 | -1.3 |
| Oct-04 | 6:44 | 3 | 2:15 | 1:33 | 1:32 | 2 | 0:46 | 0.46 | -0.72 |
| Nov-04 | 1:19 | 1 | 1:19 | | 2:55 | 3 | 0:58 | 0.91 | -0.45 |
| Dec-04 | 6:45 | 4 | 1:41 | 1:30 | 6:42 | 4 | 1:40 | 0.37 | -0.77 |

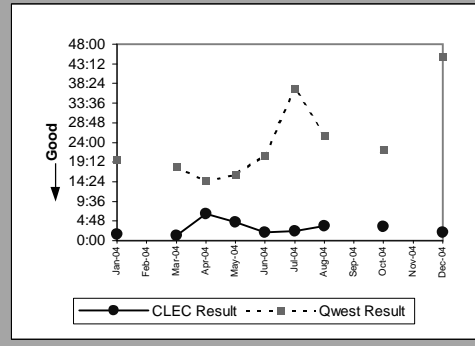


MR-6D - Mean Time to Restore (Hours:Minutes) - Interval Zone One

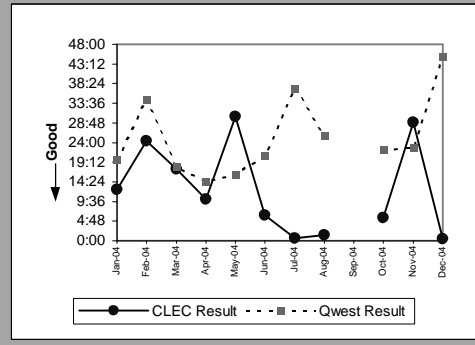
| Unbundled Loop ISDN Capable (Parity) | | | | | | | | | |
|--------------------------------------|----------|------------|-------------|--------------|-----------|-------------|--------------|-----------|------------|
| Date | CLEC Num | CLEC Denom | CLEC Result | CLEC Std Dev | Qwest Num | Qwest Denom | Qwest Result | Mod Z Scr | Parity Scr |
| Jan-04 | 83:53 | 25 | 3:21 | 2:45 | 245:01 | 112 | 2:11 | 1.1 | -0.33 |
| Feb-04 | 65:39 | 19 | 3:27 | 2:49 | 233:36 | 114 | 2:03 | 0.99 | -0.4 |
| Mar-04 | 73:24 | 22 | 3:20 | 2:48 | 215:04 | 105 | 2:03 | 1.88 | 0.14 |
| Apr-04 | 192:17 | 37 | 5:12 | 5:55 | 235:22 | 137 | 1:43 | 3.72 | 1.26 |
| May-04 | 121:51 | 16 | 7:37 | 15:29 | 482:22 | 98 | 4:55 | 0.92 | -0.44 |
| Jun-04 | 125:39 | 26 | 4:50 | 4:59 | 303:00 | 108 | 2:48 | 1.34 | -0.18 |
| Jul-04 | 55:16 | 23 | 2:24 | 1:35 | 222:37 | 106 | 2:06 | 0.53 | -0.68 |
| Aug-04 | 60:01 | 17 | 3:32 | 3:19 | 502:10 | 106 | 4:44 | -0.38 | -1.23 |
| Sep-04 | 25:35 | 7 | 3:39 | 1:29 | 244:51 | 88 | 2:47 | 0.69 | -0.58 |
| Oct-04 | 66:36 | 17 | 3:55 | 5:50 | 269:45 | 85 | 3:10 | 0.49 | -0.7 |
| Nov-04 | 83:22 | 14 | 5:57 | 7:41 | 184:07 | 62 | 2:58 | 2.05 | 0.25 |
| Dec-04 | 110:44 | 24 | 4:37 | 6:22 | 247:36 | 89 | 2:47 | 1.61 | -0.02 |



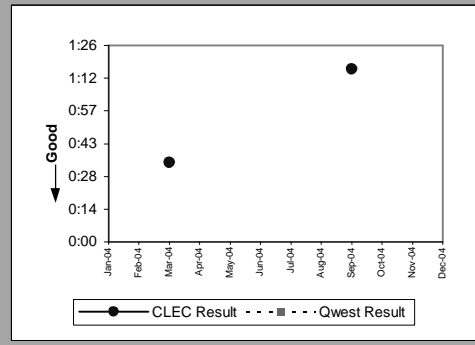
| Unbundled Loop - ADSL Qualified (Parity) | | | | | | | | | |
|--|----------|------------|-------------|--------------|-----------|-------------|--------------|-----------|------------|
| Date | CLEC Num | CLEC Denom | CLEC Result | CLEC Std Dev | Qwest Num | Qwest Denom | Qwest Result | Mod Z Scr | Parity Scr |
| Jan-04 | 1:38 | 1 | 1:38 | | 36058:54 | 1832 | 19:41 | -0.3 | -1.18 |
| Feb-04 | | | | | | | | | |
| Mar-04 | 2:29 | 2 | 1:15 | 0:28 | 47313:55 | 2606 | 18:09 | -0.52 | -1.32 |
| Apr-04 | 19:36 | 3 | 6:32 | 8:04 | 33624:09 | 2312 | 14:33 | -0.55 | -1.34 |
| May-04 | 4:28 | 1 | 4:28 | | 34666:18 | 2152 | 16:07 | -0.33 | -1.2 |
| Jun-04 | 4:03 | 2 | 2:01 | 0:09 | 42501:53 | 2044 | 20:48 | -0.51 | -1.31 |
| Jul-04 | 4:43 | 2 | 2:21 | 0:11 | 89640:59 | 2407 | 37:15 | -0.47 | -1.28 |
| Aug-04 | 3:37 | 1 | 3:37 | | 65605:44 | 2554 | 25:41 | -0.31 | -1.19 |
| Sep-04 | | | | | | | | | |
| Oct-04 | 3:23 | 1 | 3:23 | | 53501:35 | 2411 | 22:11 | -0.27 | -1.17 |
| Nov-04 | | | | | | | | | |
| Dec-04 | 2:06 | 1 | 2:06 | | 84604:59 | 1882 | 44:57 | -0.33 | -1.2 |



| Qwest DSL (Parity) | | | | | | | | | |
|--------------------|----------|------------|-------------|--------------|-----------|-------------|--------------|-----------|------------|
| Date | CLEC Num | CLEC Denom | CLEC Result | CLEC Std Dev | Qwest Num | Qwest Denom | Qwest Result | Mod Z Scr | Parity Scr |
| Jan-04 | 74:35 | 6 | 12:26 | 11:10 | 36058:54 | 1832 | 19:41 | -0.3 | -1.18 |
| Feb-04 | 24:23 | 1 | 24:23 | | 66761:06 | 1939 | 34:26 | -0.11 | -1.07 |
| Mar-04 | 52:29 | 3 | 17:30 | 10:51 | 47313:55 | 2606 | 18:09 | -0.03 | -1.02 |
| Apr-04 | 80:46 | 8 | 10:06 | 12:04 | 33624:09 | 2312 | 14:33 | -0.5 | -1.3 |
| May-04 | 182:04 | 6 | 30:21 | 47:49 | 34666:18 | 2152 | 16:07 | 1.3 | -0.21 |
| Jun-04 | 25:06 | 4 | 6:17 | 9:07 | 42501:53 | 2044 | 20:48 | -0.56 | -1.34 |
| Jul-04 | 2:48 | 4 | 0:42 | 1:06 | 89639:42 | 2406 | 37:15 | -0.69 | -1.42 |
| Aug-04 | 1:20 | 1 | 1:20 | | 65605:36 | 2552 | 25:42 | -0.35 | -1.21 |
| Sep-04 | | | | | | | | | |
| Oct-04 | 28:04 | 5 | 5:37 | 12:30 | 53501:17 | 2409 | 22:13 | -0.54 | -1.33 |
| Nov-04 | 201:57 | 7 | 28:51 | 74:54 | 35842:01 | 1572 | 22:48 | 0.89 | -0.46 |
| Dec-04 | 2:09 | 4 | 0:32 | 0:29 | 84604:59 | 1882 | 44:57 | -0.68 | -1.41 |

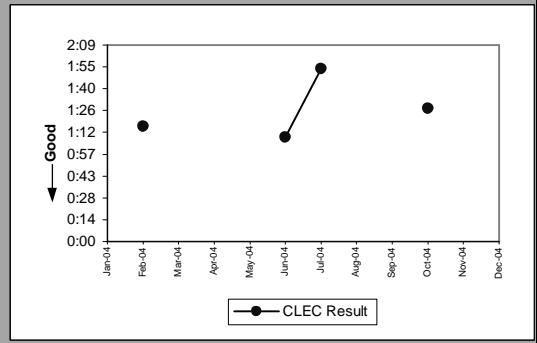


| E911 (Parity) | | | | | | | | | |
|---------------|----------|------------|-------------|--------------|-----------|-------------|--------------|-----------|------------|
| Date | CLEC Num | CLEC Denom | CLEC Result | CLEC Std Dev | Qwest Num | Qwest Denom | Qwest Result | Mod Z Scr | Parity Scr |
| Jan-04 | | | | | | | | | |
| Feb-04 | | | | | | | | | |
| Mar-04 | 0:35 | 1 | 0:35 | | | | | | N/A |
| Apr-04 | | | | | | | | | |
| May-04 | | | | | | | | | |
| Jun-04 | | | | | | | | | |
| Jul-04 | | | | | | | | | |
| Aug-04 | | | | | | | | | |
| Sep-04 | 1:16 | 1 | 1:16 | | | | | | N/A |
| Oct-04 | | | | | | | | | |
| Nov-04 | | | | | | | | | |
| Dec-04 | | | | | | | | | |

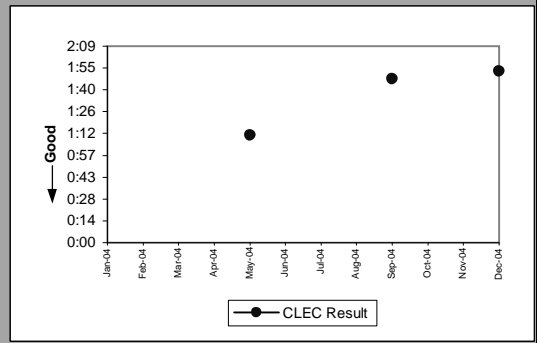


MR-6D - Mean Time to Restore (Hours:Minutes) - Interval Zone One

| Enhanced Extended Loops - DS0 Capable (Diagnostic) | | | | |
|--|----------|------------|-------------|--------------|
| Date | CLEC Num | CLEC Denom | CLEC Result | CLEC Std Dev |
| Jan-04 | | | | |
| Feb-04 | | 2:33 | 2 | 1:16 |
| Mar-04 | | | | 1:28 |
| Apr-04 | | | | |
| May-04 | | | | |
| Jun-04 | 1:09 | | 1 | 1:09 |
| Jul-04 | 1:54 | | 1 | 1:54 |
| Aug-04 | | | | |
| Sep-04 | | | | |
| Oct-04 | 2:55 | | 2 | 1:28 |
| Nov-04 | | | | 1:21 |
| Dec-04 | | | | |

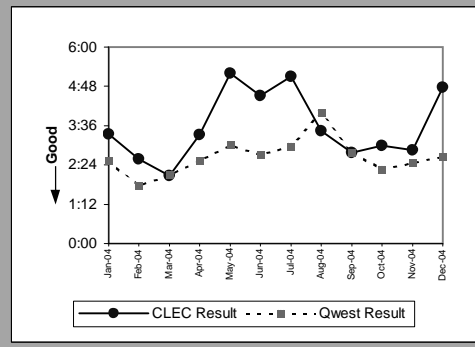


| Enhanced Extended Loops - DS3 Capable (Diagnostic) | | | | |
|--|----------|------------|-------------|--------------|
| Date | CLEC Num | CLEC Denom | CLEC Result | CLEC Std Dev |
| Jan-04 | | | | |
| Feb-04 | | | | |
| Mar-04 | | | | |
| Apr-04 | | | | |
| May-04 | 1:11 | | 1 | 1:11 |
| Jun-04 | | | | |
| Jul-04 | | | | |
| Aug-04 | | | | |
| Sep-04 | 1:48 | | 1 | 1:48 |
| Oct-04 | | | | |
| Nov-04 | | | | |
| Dec-04 | 1:53 | | 1 | 1:53 |



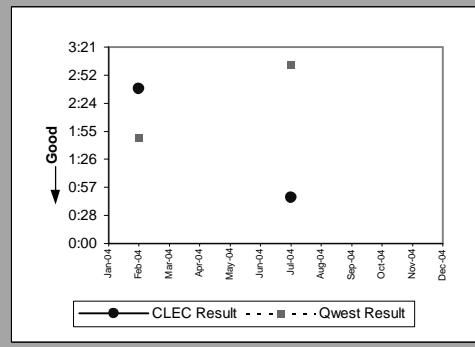
MR-6D - Mean Time to Restore (Hours:Minutes) - Interval Zone One

| Enhanced Extended Loops - DS1 Capable (Parity) | | | | | | | | | |
|--|----------|------------|-------------|--------------|-----------|-------------|--------------|-----------|------------|
| Date | CLEC Num | CLEC Denom | CLEC Result | CLEC Std Dev | Qwest Num | Qwest Denom | Qwest Result | Mod Z Scr | Parity Scr |
| Jan-04 | 50:00 | 15 | 3:20 | 2:38 | 393:50 | 156 | 2:31 | 0.81 | -0.51 |
| Feb-04 | 54:06 | 21 | 2:35 | 3:25 | 244:24 | 139 | 1:45 | 1.27 | -0.23 |
| Mar-04 | 57:49 | 28 | 2:04 | 2:04 | 435:48 | 208 | 2:06 | -0.05 | -1.03 |
| Apr-04 | 92:44 | 28 | 3:19 | 3:34 | 333:50 | 133 | 2:31 | 1.33 | -0.19 |
| May-04 | 155:55 | 30 | 5:12 | 7:25 | 392:11 | 130 | 3:01 | 2.1 | 0.27 |
| Jun-04 | 184:57 | 41 | 4:31 | 4:54 | 488:48 | 180 | 2:43 | 2.23 | 0.35 |
| Jul-04 | 188:59 | 37 | 5:06 | 5:16 | 432:37 | 146 | 2:58 | 3.72 | 1.26 |
| Aug-04 | 157:42 | 46 | 3:26 | 4:10 | 681:57 | 171 | 3:59 | -0.45 | -1.27 |
| Sep-04 | 88:18 | 32 | 2:46 | 2:12 | 390:56 | 141 | 2:46 | -0.02 | -1.01 |
| Oct-04 | 141:22 | 47 | 3:00 | 2:33 | 343:21 | 151 | 2:16 | 1.17 | -0.29 |
| Nov-04 | 134:02 | 47 | 2:51 | 2:36 | 354:02 | 144 | 2:28 | 0.51 | -0.69 |
| Dec-04 | 233:36 | 49 | 4:46 | 12:49 | 364:22 | 137 | 2:40 | 1.53 | -0.07 |

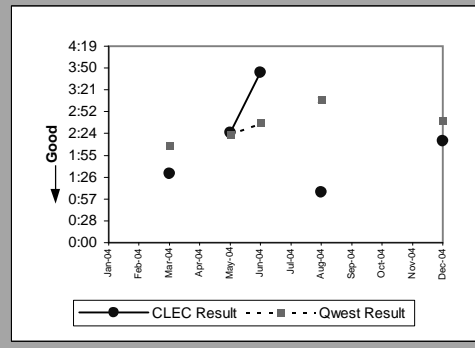


MR-6E - Mean Time to Restore (Hours:Minutes) - Interval Zone Two

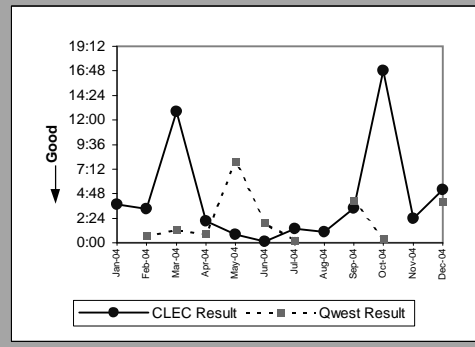
| DS0) (Parity) | | | | | | | | | |
|---------------|----------|------------|-------------|--------------|-----------|-------------|--------------|-----------|------------|
| Date | CLEC Num | CLEC Denom | CLEC Result | CLEC Std Dev | Qwest Num | Qwest Denom | Qwest Result | Mod Z Scr | Parity Scr |
| Jan-04 | | | | | | | | | |
| Feb-04 | 5:19 | 2 | 2:39 | 0:15 | 205:28 | 113 | 1:49 | 0.7 | -0.58 |
| Mar-04 | | | | | | | | | |
| Apr-04 | | | | | | | | | |
| May-04 | | | | | | | | | |
| Jun-04 | | | | | | | | | |
| Jul-04 | 0:47 | 1 | 0:47 | | 453:04 | 148 | 3:04 | -0.41 | -1.25 |
| Aug-04 | | | | | | | | | |
| Sep-04 | | | | | | | | | |
| Oct-04 | | | | | | | | | |
| Nov-04 | | | | | | | | | |
| Dec-04 | | | | | | | | | |



| DS1) (Parity) | | | | | | | | | |
|---------------|----------|------------|-------------|--------------|-----------|-------------|--------------|-----------|------------|
| Date | CLEC Num | CLEC Denom | CLEC Result | CLEC Std Dev | Qwest Num | Qwest Denom | Qwest Result | Mod Z Scr | Parity Scr |
| Jan-04 | | | | | | | | | |
| Feb-04 | | | | | | | | | |
| Mar-04 | 4:33 | 3 | 1:31 | 1:34 | 301:42 | 141 | 2:08 | -0.49 | -1.3 |
| Apr-04 | | | | | | | | | |
| May-04 | 2:25 | 1 | 2:25 | | 310:53 | 131 | 2:22 | 0.34 | -0.79 |
| Jun-04 | 3:45 | 1 | 3:45 | | 453:33 | 172 | 2:38 | 0.75 | -0.55 |
| Jul-04 | | | | | | | | | |
| Aug-04 | 1:07 | 1 | 1:07 | | 551:55 | 176 | 3:08 | -0.5 | -1.3 |
| Sep-04 | | | | | | | | | |
| Oct-04 | | | | | | | | | |
| Nov-04 | | | | | | | | | |
| Dec-04 | 2:14 | 1 | 2:14 | | 340:24 | 128 | 2:40 | -0.13 | -1.08 |

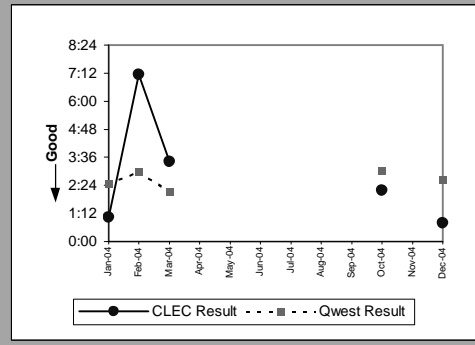


| LIS Trunk) (Parity) | | | | | | | | | |
|---------------------|----------|------------|-------------|--------------|-----------|-------------|--------------|-----------|------------|
| Date | CLEC Num | CLEC Denom | CLEC Result | CLEC Std Dev | Qwest Num | Qwest Denom | Qwest Result | Mod Z Scr | Parity Scr |
| Jan-04 | 3:45 | 1 | 3:45 | | | | | | N/A |
| Feb-04 | 16:34 | 5 | 3:19 | 1:30 | 1:23 | 2 | 0:41 | 1.14 | -0.31 |
| Mar-04 | 25:42 | 2 | 12:51 | 15:52 | 2:28 | 2 | 1:14 | -0.31 | -1.19 |
| Apr-04 | 6:21 | 3 | 2:07 | 1:21 | 2:39 | 3 | 0:53 | 1.23 | -0.25 |
| May-04 | 2:31 | 3 | 0:50 | 0:33 | 23:54 | 3 | 7:58 | -0.78 | -1.48 |
| Jun-04 | 0:26 | 4 | 0:06 | 0:04 | 3:55 | 2 | 1:58 | -13.94 | -9.48 |
| Jul-04 | 4:06 | 3 | 1:22 | 0:28 | 0:15 | 1 | 0:15 | | N/A |
| Aug-04 | 4:09 | 4 | 1:02 | 1:10 | | | | | N/A |
| Sep-04 | 3:24 | 1 | 3:24 | | 20:44 | 5 | 4:09 | -0.16 | -1.09 |
| Oct-04 | 16:49 | 1 | 16:49 | | 0:46 | 2 | 0:23 | | N/A |
| Nov-04 | 11:55 | 5 | 2:23 | 1:23 | | | | | N/A |
| Dec-04 | 20:54 | 4 | 5:13 | 4:41 | 20:09 | 5 | 4:02 | 0.85 | -0.49 |

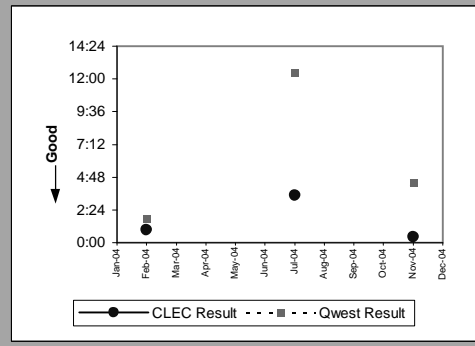


MR-6E - Mean Time to Restore (Hours:Minutes) - Interval Zone Two

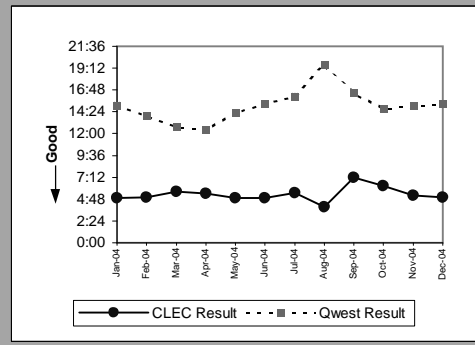
| UDIT DS1) (Parity) | | | | | | | | | |
|--------------------|----------|------------|-------------|--------------|-----------|-------------|--------------|-----------|------------|
| Date | CLEC Num | CLEC Denom | CLEC Result | CLEC Std Dev | Qwest Num | Qwest Denom | Qwest Result | Mod Z Scr | Parity Scr |
| Jan-04 | 1:02 | 1 | 1:02 | | 377:47 | 151 | 2:30 | -0.42 | -1.25 |
| Feb-04 | 14:15 | 2 | 7:08 | 0:06 | 476:12 | 160 | 2:59 | 1.58 | -0.04 |
| Mar-04 | 3:26 | 1 | 3:26 | | 301:42 | 141 | 2:08 | 0.81 | -0.51 |
| Apr-04 | | | | | | | | | |
| May-04 | | | | | | | | | |
| Jun-04 | | | | | | | | | |
| Jul-04 | | | | | | | | | |
| Aug-04 | | | | | | | | | |
| Sep-04 | 2:11 | 1 | 2:11 | | 439:09 | 145 | 3:02 | -0.18 | -1.11 |
| Oct-04 | | | | | | | | | |
| Nov-04 | 0:48 | 1 | 0:48 | | 340:24 | 128 | 2:40 | -0.58 | -1.35 |
| Dec-04 | | | | | | | | | |



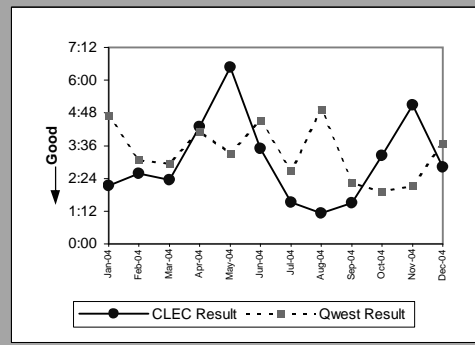
| UDIT Above DS1 Level) (Parity) | | | | | | | | | |
|--------------------------------|----------|------------|-------------|--------------|-----------|-------------|--------------|-----------|------------|
| Date | CLEC Num | CLEC Denom | CLEC Result | CLEC Std Dev | Qwest Num | Qwest Denom | Qwest Result | Mod Z Scr | Parity Scr |
| Jan-04 | | | | | | | | | |
| Feb-04 | 0:55 | 1 | 0:55 | | 3:27 | 2 | 1:44 | -0.77 | -1.47 |
| Mar-04 | | | | | | | | | |
| Apr-04 | | | | | | | | | |
| May-04 | | | | | | | | | |
| Jun-04 | | | | | | | | | |
| Jul-04 | 3:29 | 1 | 3:29 | | 12:26 | 1 | 12:26 | | N/A |
| Aug-04 | | | | | | | | | |
| Sep-04 | | | | | | | | | |
| Oct-04 | | | | | | | | | |
| Nov-04 | 0:24 | 1 | 0:24 | | 8:49 | 2 | 4:25 | -0.69 | -1.42 |
| Dec-04 | | | | | | | | | |



| Unbundled Loop Analog) (Parity) | | | | | | | | | |
|---------------------------------|----------|------------|-------------|--------------|-----------|-------------|--------------|-----------|------------|
| Date | CLEC Num | CLEC Denom | CLEC Result | CLEC Std Dev | Qwest Num | Qwest Denom | Qwest Result | Mod Z Scr | Parity Scr |
| Jan-04 | 84:08 | 17 | 4:57 | 5:53 | 65252:33 | 4319 | 15:06 | -2.89 | -2.76 |
| Feb-04 | 65:03 | 13 | 5:00 | 4:22 | 48645:39 | 3490 | 13:56 | -2.35 | -2.43 |
| Mar-04 | 192:15 | 34 | 5:39 | 8:06 | 43892:16 | 3438 | 12:46 | -3.38 | -3.05 |
| Apr-04 | 129:46 | 24 | 5:24 | 5:26 | 37437:04 | 3021 | 12:24 | -2.61 | -2.59 |
| May-04 | 108:04 | 22 | 4:55 | 4:31 | 46259:35 | 3236 | 14:18 | -3.46 | -3.1 |
| Jun-04 | 89:11 | 18 | 4:57 | 5:17 | 54664:28 | 3572 | 15:18 | -2.94 | -2.78 |
| Jul-04 | 104:46 | 19 | 5:31 | 4:46 | 52987:47 | 3294 | 16:05 | -2.98 | -2.81 |
| Aug-04 | 74:28 | 19 | 3:55 | 3:38 | 82731:02 | 4227 | 19:34 | -2.9 | -2.76 |
| Sep-04 | 128:33 | 18 | 7:09 | 6:51 | 56224:13 | 3423 | 16:26 | -2.32 | -2.41 |
| Oct-04 | 137:34 | 22 | 6:15 | 5:53 | 49908:28 | 3393 | 14:43 | -2.16 | -2.31 |
| Nov-04 | 136:03 | 26 | 5:14 | 6:37 | 47784:52 | 3177 | 15:02 | -3.35 | -3.03 |
| Dec-04 | 85:21 | 17 | 5:01 | 6:24 | 49736:46 | 3250 | 15:18 | -2.92 | -2.77 |

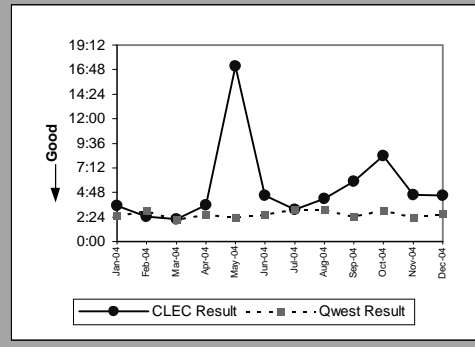


| Unbundled Loop - 2 Wire Non-Loaded) (Parity) | | | | | | | | | |
|--|----------|------------|-------------|--------------|-----------|-------------|--------------|-----------|------------|
| Date | CLEC Num | CLEC Denom | CLEC Result | CLEC Std Dev | Qwest Num | Qwest Denom | Qwest Result | Mod Z Scr | Parity Scr |
| Jan-04 | 12:50 | 6 | 2:08 | 1:33 | 60:49 | 13 | 4:41 | -0.65 | -1.39 |
| Feb-04 | 12:53 | 5 | 2:35 | 2:02 | 58:29 | 19 | 3:05 | -0.45 | -1.28 |
| Mar-04 | 11:47 | 5 | 2:21 | 2:40 | 32:40 | 11 | 2:58 | -0.55 | -1.34 |
| Apr-04 | 34:18 | 8 | 4:17 | 7:14 | 45:16 | 11 | 4:07 | -0.12 | -1.07 |
| May-04 | 6:28 | 1 | 6:28 | | 59:37 | 18 | 3:19 | 1.07 | -0.35 |
| Jun-04 | 28:01 | 8 | 3:30 | 1:50 | 58:24 | 13 | 4:30 | -0.38 | -1.23 |
| Jul-04 | 6:05 | 4 | 1:31 | 1:17 | 45:12 | 17 | 2:40 | -0.6 | -1.36 |
| Aug-04 | 4:28 | 4 | 1:07 | 0:27 | 49:20 | 10 | 4:56 | -1.59 | -1.97 |
| Sep-04 | 3:00 | 2 | 1:30 | 0:23 | 36:06 | 16 | 2:15 | -0.54 | -1.33 |
| Oct-04 | 22:41 | 7 | 3:14 | 3:09 | 21:06 | 11 | 1:55 | 0.98 | -0.4 |
| Nov-04 | 30:35 | 6 | 5:06 | 8:43 | 23:24 | 11 | 2:08 | 0.84 | -0.49 |
| Dec-04 | 8:26 | 3 | 2:49 | 3:09 | 32:48 | 9 | 3:39 | -0.32 | -1.19 |

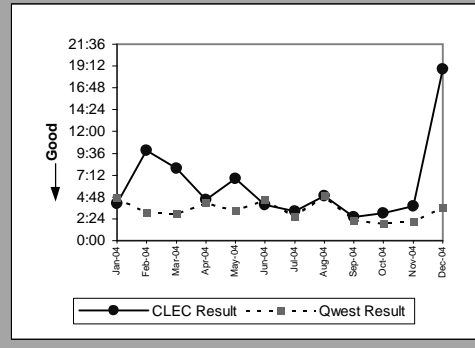


MR-6E - Mean Time to Restore (Hours:Minutes) - Interval Zone Two

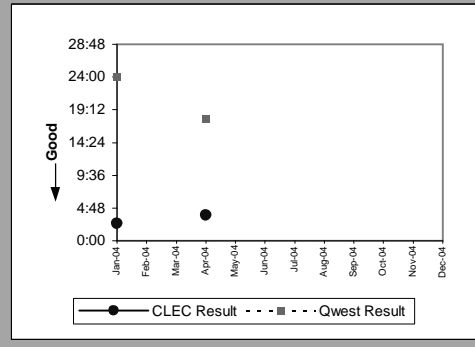
| Unbundled Loop - DS1 Capable (Parity) | | | | | | | | | |
|---------------------------------------|----------|------------|-------------|--------------|-----------|-------------|--------------|-----------|------------|
| Date | CLEC Num | CLEC Denom | CLEC Result | CLEC Std Dev | Qwest Num | Qwest Denom | Qwest Result | Mod Z Scr | Parity Scr |
| Jan-04 | 49:12 | 14 | 3:31 | 5:12 | 377:47 | 151 | 2:30 | 1 | -0.39 |
| Feb-04 | 33:46 | 14 | 2:25 | 2:54 | 476:12 | 160 | 2:59 | -0.72 | -1.44 |
| Mar-04 | 28:43 | 13 | 2:13 | 1:19 | 301:42 | 141 | 2:08 | 0.14 | -0.91 |
| Apr-04 | 53:33 | 15 | 3:34 | 3:19 | 349:27 | 134 | 2:36 | 1 | -0.39 |
| May-04 | 154:08 | 9 | 17:08 | 34:25 | 310:53 | 131 | 2:22 | 3.09 | 0.88 |
| Jun-04 | 68:06 | 15 | 4:32 | 3:16 | 453:33 | 172 | 2:38 | 1.81 | 0.1 |
| Jul-04 | 43:24 | 14 | 3:06 | 3:17 | 476:45 | 153 | 3:07 | -0.02 | -1.01 |
| Aug-04 | 99:55 | 24 | 4:10 | 2:55 | 551:55 | 176 | 3:08 | 1.06 | -0.36 |
| Sep-04 | 58:57 | 10 | 5:54 | 6:23 | 427:31 | 177 | 2:25 | 2.46 | 0.49 |
| Oct-04 | 100:47 | 12 | 8:24 | 13:44 | 439:09 | 145 | 3:02 | 2.07 | 0.26 |
| Nov-04 | 55:03 | 12 | 4:35 | 5:13 | 333:49 | 139 | 2:24 | 1.51 | -0.08 |
| Dec-04 | 62:44 | 14 | 4:29 | 3:10 | 340:24 | 128 | 2:40 | 1.61 | -0.02 |



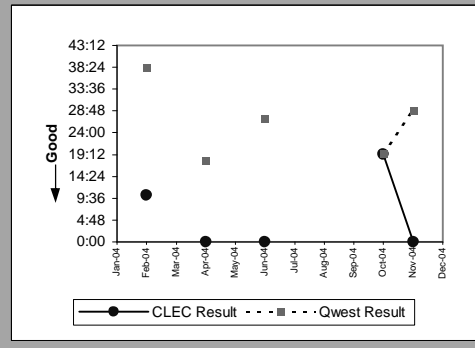
| Unbundled Loop ISDN Capable (Parity) | | | | | | | | | |
|--------------------------------------|----------|------------|-------------|--------------|-----------|-------------|--------------|-----------|------------|
| Date | CLEC Num | CLEC Denom | CLEC Result | CLEC Std Dev | Qwest Num | Qwest Denom | Qwest Result | Mod Z Scr | Parity Scr |
| Jan-04 | 44:56 | 11 | 4:05 | 6:07 | 60:49 | 13 | 4:41 | -0.18 | -1.11 |
| Feb-04 | 109:07 | 11 | 9:55 | 23:11 | 58:29 | 19 | 3:05 | 0.43 | -0.74 |
| Mar-04 | 79:06 | 10 | 7:55 | 8:29 | 32:40 | 11 | 2:58 | 2.37 | 0.44 |
| Apr-04 | 40:33 | 9 | 4:30 | 2:44 | 45:16 | 11 | 4:07 | 0.06 | -0.96 |
| May-04 | 20:29 | 3 | 6:50 | 3:02 | 59:37 | 18 | 3:19 | 1.59 | -0.03 |
| Jun-04 | 51:37 | 13 | 3:58 | 1:43 | 58:24 | 13 | 4:30 | -0.23 | -1.14 |
| Jul-04 | 16:22 | 5 | 3:16 | 3:35 | 45:12 | 17 | 2:40 | 0.36 | -0.78 |
| Aug-04 | 39:28 | 8 | 4:56 | 2:58 | 49:20 | 10 | 4:56 | -0.03 | -1.02 |
| Sep-04 | 18:04 | 7 | 2:35 | 1:20 | 36:06 | 16 | 2:15 | 0.59 | -0.64 |
| Oct-04 | 24:23 | 8 | 3:03 | 2:42 | 21:06 | 11 | 1:55 | 0.57 | -0.65 |
| Nov-04 | 19:05 | 5 | 3:49 | 4:27 | 23:24 | 11 | 2:08 | 0.86 | -0.48 |
| Dec-04 | 188:19 | 10 | 18:50 | 46:58 | 32:48 | 9 | 3:39 | 0.36 | -0.78 |



| Unbundled Loop - ADSL Qualified (Parity) | | | | | | | | | |
|--|----------|------------|-------------|--------------|-----------|-------------|--------------|-----------|------------|
| Date | CLEC Num | CLEC Denom | CLEC Result | CLEC Std Dev | Qwest Num | Qwest Denom | Qwest Result | Mod Z Scr | Parity Scr |
| Jan-04 | 5:07 | 2 | 2:33 | 0:15 | 18324:35 | 760 | 24:07 | -0.57 | -1.35 |
| Feb-04 | | | | | | | | | |
| Mar-04 | | | | | | | | | |
| Apr-04 | 3:43 | 1 | 3:43 | | 17665:55 | 987 | 17:54 | -0.48 | -1.29 |
| May-04 | | | | | | | | | |
| Jun-04 | | | | | | | | | |
| Jul-04 | | | | | | | | | |
| Aug-04 | | | | | | | | | |
| Sep-04 | | | | | | | | | |
| Oct-04 | | | | | | | | | |
| Nov-04 | | | | | | | | | |
| Dec-04 | | | | | | | | | |

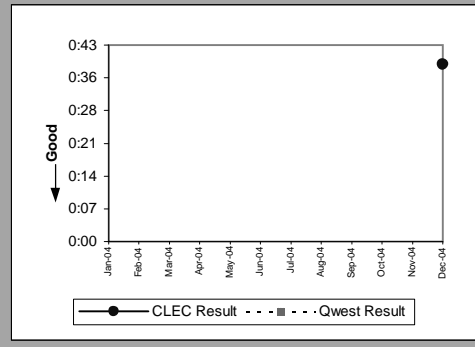


| Qwest DSL (Parity) | | | | | | | | | |
|--------------------|----------|------------|-------------|--------------|-----------|-------------|--------------|-----------|------------|
| Date | CLEC Num | CLEC Denom | CLEC Result | CLEC Std Dev | Qwest Num | Qwest Denom | Qwest Result | Mod Z Scr | Parity Scr |
| Jan-04 | | | | | | | | | |
| Feb-04 | 20:27 | 2 | 10:13 | 14:09 | 31277:58 | 817 | 38:17 | -0.49 | -1.3 |
| Mar-04 | | | | | | | | | |
| Apr-04 | 0:01 | 1 | 0:01 | | 17665:55 | 987 | 17:54 | -0.6 | -1.36 |
| May-04 | | | | | | | | | |
| Jun-04 | 0:01 | 1 | 0:01 | | 22023:54 | 811 | 27:09 | -0.52 | -1.32 |
| Jul-04 | | | | | | | | | |
| Aug-04 | | | | | | | | | |
| Sep-04 | | | | | | | | | |
| Oct-04 | 19:20 | 1 | 19:20 | | 20908:45 | 1081 | 19:21 | 0 | -1 |
| Nov-04 | 0:01 | 1 | 0:01 | | 19740:57 | 683 | 28:54 | -0.37 | -1.22 |
| Dec-04 | | | | | | | | | |



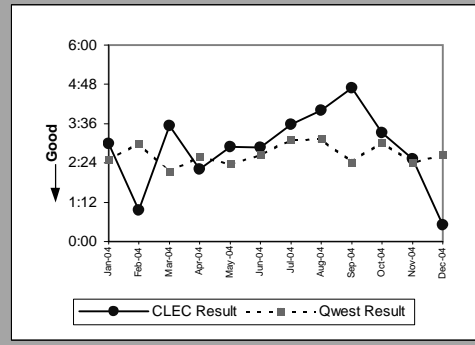
MR-6E - Mean Time to Restore (Hours:Minutes) - Interval Zone Two

| E911 (Parity) | | | | | | | | | |
|---------------|----------|------------|-------------|--------------|-----------|-------------|--------------|-----------|------------|
| Date | CLEC Num | CLEC Denom | CLEC Result | CLEC Std Dev | Qwest Num | Qwest Denom | Qwest Result | Mod Z Scr | Parity Scr |
| Jan-04 | | | | | | | | | |
| Feb-04 | | | | | | | | | |
| Mar-04 | | | | | | | | | |
| Apr-04 | | | | | | | | | |
| May-04 | | | | | | | | | |
| Jun-04 | | | | | | | | | |
| Jul-04 | | | | | | | | | |
| Aug-04 | | | | | | | | | |
| Sep-04 | | | | | | | | | |
| Oct-04 | | | | | | | | | |
| Nov-04 | | | | | | | | | |
| Dec-04 | 0:39 | 1 | 0:39 | | | | | | N/A |



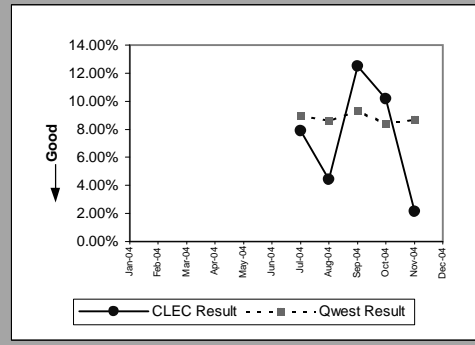
MR-6E - Mean Time to Restore (Hours:Minutes) - Interval Zone Two

| Enhanced Extended Loops - DS1 Capable (Parity) | | | | | | | | | |
|--|----------|------------|-------------|--------------|-----------|-------------|--------------|-----------|------------|
| Date | CLEC Num | CLEC Denom | CLEC Result | CLEC Std Dev | Qwest Num | Qwest Denom | Qwest Result | Mod Z Scr | Parity Scr |
| Jan-04 | 3:00 | 1 | 3:00 | | 377:47 | 151 | 2:30 | 0.59 | -0.64 |
| Feb-04 | 1:53 | 2 | 0:57 | 0:53 | 476:12 | 160 | 2:59 | -1.02 | -1.62 |
| Mar-04 | 24:43 | 7 | 3:32 | 4:27 | 301:42 | 141 | 2:08 | 1.44 | -0.12 |
| Apr-04 | 19:52 | 9 | 2:12 | 1:17 | 349:27 | 134 | 2:36 | -0.34 | -1.21 |
| May-04 | 8:39 | 3 | 2:53 | 2:29 | 310:53 | 131 | 2:22 | 0.41 | -0.75 |
| Jun-04 | 51:43 | 18 | 2:52 | 3:31 | 453:33 | 172 | 2:38 | 0.34 | -0.8 |
| Jul-04 | 39:25 | 11 | 3:35 | 2:36 | 476:45 | 153 | 3:07 | 0.55 | -0.66 |
| Aug-04 | 60:07 | 15 | 4:00 | 4:46 | 551:55 | 176 | 3:08 | 0.9 | -0.45 |
| Sep-04 | 56:15 | 12 | 4:41 | 2:32 | 427:31 | 177 | 2:25 | 1.93 | 0.17 |
| Oct-04 | 46:27 | 14 | 3:19 | 5:12 | 439:09 | 145 | 3:02 | 0.37 | -0.78 |
| Nov-04 | 17:37 | 7 | 2:31 | 1:53 | 333:49 | 139 | 2:24 | 0.48 | -0.71 |
| Dec-04 | 1:00 | 2 | 0:30 | 0:16 | 340:24 | 128 | 2:40 | -0.95 | -1.58 |

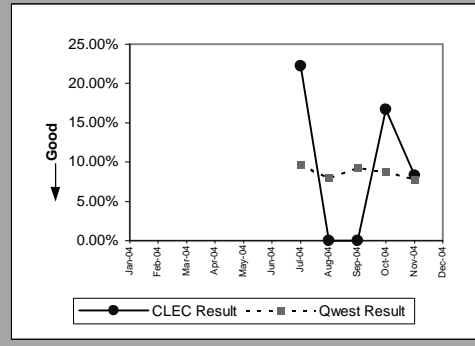


MR-7A - Repair Repeat Report Rate (Percent) - Dispatches within MSAs

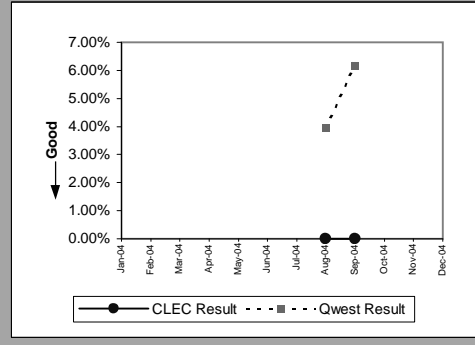
| Residence) (Parity) | | | | | | | | | |
|---------------------|----------|------------|-------------|--------------|-----------|-------------|--------------|-----------|------------|
| Date | CLEC Num | CLEC Denom | CLEC Result | CLEC Std Dev | Qwest Num | Qwest Denom | Qwest Result | Mod Z Scr | Parity Scr |
| Jan-04 | | | | | | | | | |
| Feb-04 | | | | | | | | | |
| Mar-04 | | | | | | | | | |
| Apr-04 | | | | | | | | | |
| May-04 | | | | | | | | | |
| Jun-04 | | | | | | | | | |
| Jul-04 | 3 | 38 | 7.89% | 26.97% | 975 | 10826 | 9.01% | -0.24 | -1.15 |
| Aug-04 | 2 | 45 | 4.44% | 20.61% | 1198 | 13893 | 8.62% | -1 | -1.61 |
| Sep-04 | 5 | 40 | 12.50% | 33.07% | 1053 | 11326 | 9.30% | 0.71 | -0.57 |
| Oct-04 | 6 | 59 | 10.17% | 30.22% | 921 | 10985 | 8.38% | 0.53 | -0.68 |
| Nov-04 | 1 | 47 | 2.13% | 14.43% | 884 | 10167 | 8.69% | -1.59 | -1.97 |
| Dec-04 | | | | | | | | | |



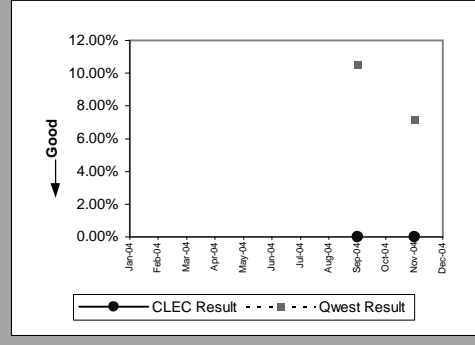
| Business) (Parity) | | | | | | | | | |
|--------------------|----------|------------|-------------|--------------|-----------|-------------|--------------|-----------|------------|
| Date | CLEC Num | CLEC Denom | CLEC Result | CLEC Std Dev | Qwest Num | Qwest Denom | Qwest Result | Mod Z Scr | Parity Scr |
| Jan-04 | | | | | | | | | |
| Feb-04 | | | | | | | | | |
| Mar-04 | | | | | | | | | |
| Apr-04 | | | | | | | | | |
| May-04 | | | | | | | | | |
| Jun-04 | | | | | | | | | |
| Jul-04 | 2 | 9 | 22.22% | 41.57% | 113 | 1173 | 9.63% | 1.13 | -0.31 |
| Aug-04 | 0 | 11 | 0.00% | 0.00% | 113 | 1412 | 8.00% | -0.97 | -1.59 |
| Sep-04 | 0 | 4 | 0.00% | 0.00% | 118 | 1267 | 9.31% | -0.64 | -1.39 |
| Oct-04 | 2 | 12 | 16.67% | 37.27% | 114 | 1294 | 8.81% | 0.9 | -0.45 |
| Nov-04 | 1 | 12 | 8.33% | 27.64% | 90 | 1146 | 7.85% | 0.14 | -0.91 |
| Dec-04 | | | | | | | | | |



| Centrex) (Parity) | | | | | | | | | |
|-------------------|----------|------------|-------------|--------------|-----------|-------------|--------------|-----------|------------|
| Date | CLEC Num | CLEC Denom | CLEC Result | CLEC Std Dev | Qwest Num | Qwest Denom | Qwest Result | Mod Z Scr | Parity Scr |
| Jan-04 | | | | | | | | | |
| Feb-04 | | | | | | | | | |
| Mar-04 | | | | | | | | | |
| Apr-04 | | | | | | | | | |
| May-04 | | | | | | | | | |
| Jun-04 | | | | | | | | | |
| Jul-04 | | | | | | | | | |
| Aug-04 | 0 | 1 | 0.00% | 0.00% | 3 | 76 | 3.95% | -0.2 | -1.12 |
| Sep-04 | 0 | 1 | 0.00% | 0.00% | 5 | 81 | 6.17% | -0.25 | -1.15 |
| Oct-04 | | | | | | | | | |
| Nov-04 | | | | | | | | | |
| Dec-04 | | | | | | | | | |

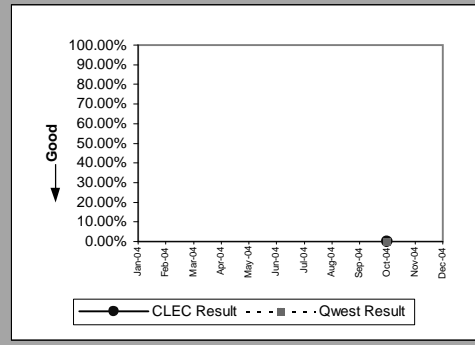


| Centrex 21) (Parity) | | | | | | | | | |
|----------------------|----------|------------|-------------|--------------|-----------|-------------|--------------|-----------|------------|
| Date | CLEC Num | CLEC Denom | CLEC Result | CLEC Std Dev | Qwest Num | Qwest Denom | Qwest Result | Mod Z Scr | Parity Scr |
| Jan-04 | | | | | | | | | |
| Feb-04 | | | | | | | | | |
| Mar-04 | | | | | | | | | |
| Apr-04 | | | | | | | | | |
| May-04 | | | | | | | | | |
| Jun-04 | | | | | | | | | |
| Jul-04 | | | | | | | | | |
| Aug-04 | | | | | | | | | |
| Sep-04 | 0 | 2 | 0.00% | 0.00% | 12 | 114 | 10.53% | -0.48 | -1.29 |
| Oct-04 | | | | | | | | | |
| Nov-04 | 0 | 1 | 0.00% | 0.00% | 10 | 140 | 7.14% | -0.28 | -1.17 |
| Dec-04 | | | | | | | | | |

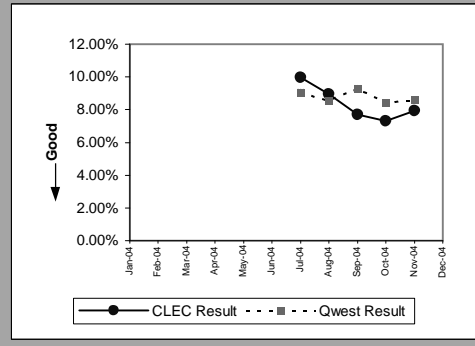


MR-7A - Repair Repeat Report Rate (Percent) - Dispatches within MSAs

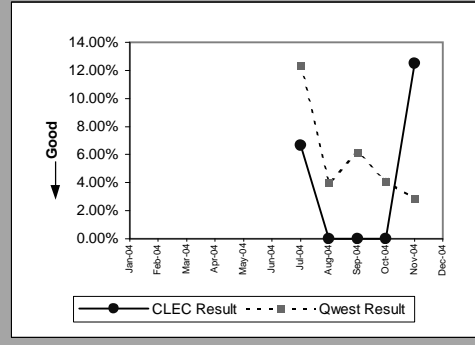
| PBX (Parity) | | | | | | | | | |
|--------------|----------|------------|-------------|--------------|-----------|-------------|--------------|-----------|------------|
| Date | CLEC Num | CLEC Denom | CLEC Result | CLEC Std Dev | Qwest Num | Qwest Denom | Qwest Result | Mod Z Scr | Parity Scr |
| Jan-04 | | | | | | | | | |
| Feb-04 | | | | | | | | | |
| Mar-04 | | | | | | | | | |
| Apr-04 | | | | | | | | | |
| May-04 | | | | | | | | | |
| Jun-04 | | | | | | | | | |
| Jul-04 | | | | | | | | | |
| Aug-04 | | | | | | | | | |
| Sep-04 | | | | | | | | | |
| Oct-04 | 0 | 2 | 0.00% | 0.00% | 0 | 20 | 0.00% | N/A | N/A |
| Nov-04 | | | | | | | | | |
| Dec-04 | | | | | | | | | |



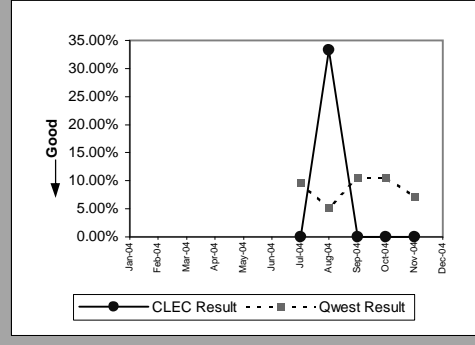
| UNE - P (POTS) (Parity) | | | | | | | | | |
|-------------------------|----------|------------|-------------|--------------|-----------|-------------|--------------|-----------|------------|
| Date | CLEC Num | CLEC Denom | CLEC Result | CLEC Std Dev | Qwest Num | Qwest Denom | Qwest Result | Mod Z Scr | Parity Scr |
| Jan-04 | | | | | | | | | |
| Feb-04 | | | | | | | | | |
| Mar-04 | | | | | | | | | |
| Apr-04 | | | | | | | | | |
| May-04 | | | | | | | | | |
| Jun-04 | | | | | | | | | |
| Jul-04 | 73 | 733 | 9.96% | 29.95% | 1088 | 11999 | 9.07% | 0.82 | -0.5 |
| Aug-04 | 49 | 548 | 8.94% | 28.53% | 1311 | 15305 | 8.57% | 0.31 | -0.81 |
| Sep-04 | 40 | 520 | 7.69% | 26.65% | 1171 | 12593 | 9.30% | -1.24 | -1.75 |
| Oct-04 | 38 | 520 | 7.31% | 26.03% | 1035 | 12279 | 8.43% | -0.9 | -1.55 |
| Nov-04 | 38 | 478 | 7.95% | 27.05% | 974 | 11313 | 8.61% | -0.5 | -1.31 |
| Dec-04 | | | | | | | | | |



| UNE P (Centrex) (Parity) | | | | | | | | | |
|--------------------------|----------|------------|-------------|--------------|-----------|-------------|--------------|-----------|------------|
| Date | CLEC Num | CLEC Denom | CLEC Result | CLEC Std Dev | Qwest Num | Qwest Denom | Qwest Result | Mod Z Scr | Parity Scr |
| Jan-04 | | | | | | | | | |
| Feb-04 | | | | | | | | | |
| Mar-04 | | | | | | | | | |
| Apr-04 | | | | | | | | | |
| May-04 | | | | | | | | | |
| Jun-04 | | | | | | | | | |
| Jul-04 | 1 | 15 | 6.67% | 24.94% | 8 | 65 | 12.31% | -0.6 | -1.36 |
| Aug-04 | 0 | 14 | 0.00% | 0.00% | 3 | 76 | 3.95% | -0.7 | -1.42 |
| Sep-04 | 0 | 18 | 0.00% | 0.00% | 5 | 81 | 6.17% | -0.98 | -1.6 |
| Oct-04 | 0 | 11 | 0.00% | 0.00% | 3 | 73 | 4.11% | -0.64 | -1.39 |
| Nov-04 | 2 | 16 | 12.50% | 33.07% | 2 | 70 | 2.86% | 1.39 | -0.16 |
| Dec-04 | | | | | | | | | |

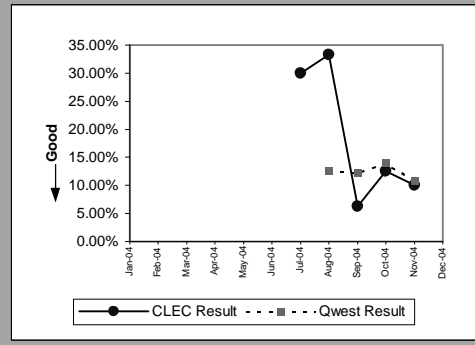


| UNE P (Centrex 21) (Parity) | | | | | | | | | |
|-----------------------------|----------|------------|-------------|--------------|-----------|-------------|--------------|-----------|------------|
| Date | CLEC Num | CLEC Denom | CLEC Result | CLEC Std Dev | Qwest Num | Qwest Denom | Qwest Result | Mod Z Scr | Parity Scr |
| Jan-04 | | | | | | | | | |
| Feb-04 | | | | | | | | | |
| Mar-04 | | | | | | | | | |
| Apr-04 | | | | | | | | | |
| May-04 | | | | | | | | | |
| Jun-04 | | | | | | | | | |
| Jul-04 | 0 | 8 | 0.00% | 0.00% | 14 | 146 | 9.59% | -0.9 | -1.55 |
| Aug-04 | 1 | 3 | 33.33% | 47.14% | 6 | 117 | 5.13% | 1.38 | -0.16 |
| Sep-04 | 0 | 1 | 0.00% | 0.00% | 12 | 114 | 10.53% | -0.34 | -1.21 |
| Oct-04 | 0 | 3 | 0.00% | 0.00% | 13 | 123 | 10.57% | -0.59 | -1.36 |
| Nov-04 | 0 | 4 | 0.00% | 0.00% | 10 | 140 | 7.14% | -0.55 | -1.33 |
| Dec-04 | | | | | | | | | |

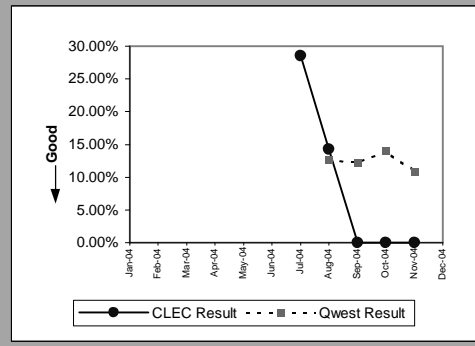


MR-7A - Repair Repeat Report Rate (Percent) - Dispatches within MSAs

| Line Sharing (Diagnostic) | | | | | | | | | |
|---------------------------|----------|------------|-------------|--------------|-----------|-------------|--------------|-----------|------------|
| Date | CLEC Num | CLEC Denom | CLEC Result | CLEC Std Dev | Qwest Num | Qwest Denom | Qwest Result | Mod Z Scr | Parity Scr |
| Jan-04 | | | | | | | | | |
| Feb-04 | | | | | | | | | |
| Mar-04 | | | | | | | | | |
| Apr-04 | | | | | | | | | |
| May-04 | | | | | | | | | |
| Jun-04 | | | | | | | | | |
| Jul-04 | 3 | 10 | 30.00% | 45.83% | | | | | N/A |
| Aug-04 | 2 | 6 | 33.33% | 47.14% | 101 | 796 | 12.69% | 1.29 | -0.22 |
| Sep-04 | 1 | 16 | 6.25% | 24.21% | 105 | 857 | 12.25% | -0.73 | -1.44 |
| Oct-04 | 2 | 16 | 12.50% | 33.07% | 125 | 894 | 13.98% | -0.17 | -1.1 |
| Nov-04 | 1 | 10 | 10.00% | 30.00% | 56 | 515 | 10.87% | -0.09 | -1.05 |
| Dec-04 | | | | | | | | | |

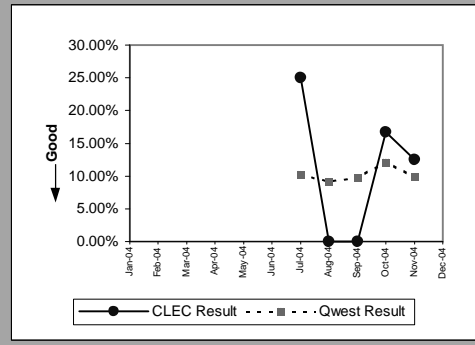


| Line Splitting (Parity) | | | | | | | | | |
|-------------------------|----------|------------|-------------|--------------|-----------|-------------|--------------|-----------|------------|
| Date | CLEC Num | CLEC Denom | CLEC Result | CLEC Std Dev | Qwest Num | Qwest Denom | Qwest Result | Mod Z Scr | Parity Scr |
| Jan-04 | | | | | | | | | |
| Feb-04 | | | | | | | | | |
| Mar-04 | | | | | | | | | |
| Apr-04 | | | | | | | | | |
| May-04 | | | | | | | | | |
| Jun-04 | | | | | | | | | |
| Jul-04 | 2 | 7 | 28.57% | 45.18% | | | | | N/A |
| Aug-04 | 1 | 7 | 14.29% | 34.99% | 101 | 796 | 12.69% | 0.19 | -0.89 |
| Sep-04 | 0 | 8 | 0.00% | 0.00% | 105 | 857 | 12.25% | -1.05 | -1.64 |
| Oct-04 | 0 | 3 | 0.00% | 0.00% | 125 | 894 | 13.98% | -0.7 | -1.42 |
| Nov-04 | 0 | 4 | 0.00% | 0.00% | 56 | 515 | 10.87% | -0.7 | -1.42 |
| Dec-04 | | | | | | | | | |

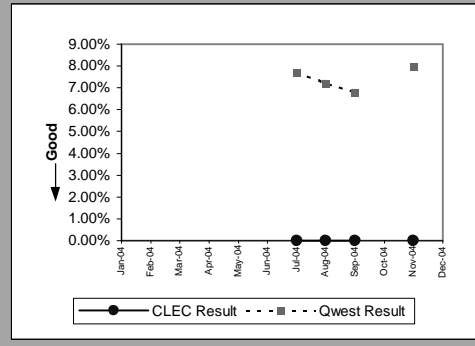


MR-7B - Repair Repeat Report Rate (Percent) - Dispatches outside MSAs

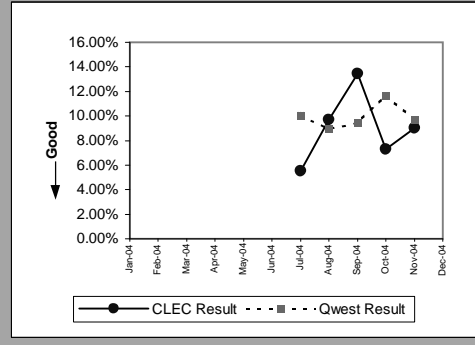
| Residence (Parity) | | | | | | | | | |
|--------------------|----------|------------|-------------|--------------|-----------|-------------|--------------|-----------|------------|
| Date | CLEC Num | CLEC Denom | CLEC Result | CLEC Std Dev | Qwest Num | Qwest Denom | Qwest Result | Mod Z Scr | Parity Scr |
| Jan-04 | | | | | | | | | |
| Feb-04 | | | | | | | | | |
| Mar-04 | | | | | | | | | |
| Apr-04 | | | | | | | | | |
| May-04 | | | | | | | | | |
| Jun-04 | | | | | | | | | |
| Jul-04 | 1 | 4 | 25.00% | 43.30% | 270 | 2626 | 10.28% | 0.83 | -0.5 |
| Aug-04 | 0 | 6 | 0.00% | 0.00% | 309 | 3369 | 9.17% | -0.78 | -1.47 |
| Sep-04 | 0 | 4 | 0.00% | 0.00% | 255 | 2616 | 9.75% | -0.66 | -1.4 |
| Oct-04 | 1 | 6 | 16.67% | 37.27% | 330 | 2721 | 12.13% | 0.38 | -0.77 |
| Nov-04 | 1 | 8 | 12.50% | 33.07% | 245 | 2480 | 9.88% | 0.31 | -0.81 |
| Dec-04 | | | | | | | | | |



| Business (Parity) | | | | | | | | | |
|-------------------|----------|------------|-------------|--------------|-----------|-------------|--------------|-----------|------------|
| Date | CLEC Num | CLEC Denom | CLEC Result | CLEC Std Dev | Qwest Num | Qwest Denom | Qwest Result | Mod Z Scr | Parity Scr |
| Jan-04 | | | | | | | | | |
| Feb-04 | | | | | | | | | |
| Mar-04 | | | | | | | | | |
| Apr-04 | | | | | | | | | |
| May-04 | | | | | | | | | |
| Jun-04 | | | | | | | | | |
| Jul-04 | 0 | 3 | 0.00% | 0.00% | 20 | 259 | 7.72% | -0.5 | -1.3 |
| Aug-04 | 0 | 1 | 0.00% | 0.00% | 26 | 360 | 7.22% | -0.28 | -1.17 |
| Sep-04 | 0 | 2 | 0.00% | 0.00% | 20 | 294 | 6.80% | -0.38 | -1.23 |
| Oct-04 | | | | | | | | | |
| Nov-04 | 0 | 4 | 0.00% | 0.00% | 23 | 288 | 7.99% | -0.59 | -1.36 |
| Dec-04 | | | | | | | | | |

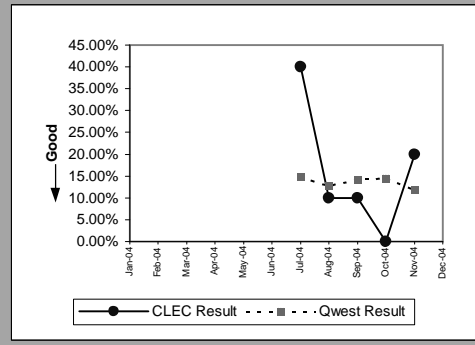


| UNE - P (POTS) (Parity) | | | | | | | | | |
|-------------------------|----------|------------|-------------|--------------|-----------|-------------|--------------|-----------|------------|
| Date | CLEC Num | CLEC Denom | CLEC Result | CLEC Std Dev | Qwest Num | Qwest Denom | Qwest Result | Mod Z Scr | Parity Scr |
| Jan-04 | | | | | | | | | |
| Feb-04 | | | | | | | | | |
| Mar-04 | | | | | | | | | |
| Apr-04 | | | | | | | | | |
| May-04 | | | | | | | | | |
| Jun-04 | | | | | | | | | |
| Jul-04 | 10 | 181 | 5.52% | 22.85% | 290 | 2885 | 10.05% | -1.96 | -2.19 |
| Aug-04 | 16 | 165 | 9.70% | 29.59% | 335 | 3729 | 8.98% | 0.34 | -0.79 |
| Sep-04 | 16 | 119 | 13.45% | 34.11% | 275 | 2910 | 9.45% | 1.41 | -0.14 |
| Oct-04 | 9 | 123 | 7.32% | 26.04% | 349 | 2995 | 11.65% | -1.47 | -1.89 |
| Nov-04 | 10 | 111 | 9.01% | 28.63% | 268 | 2768 | 9.68% | -0.24 | -1.14 |
| Dec-04 | | | | | | | | | |

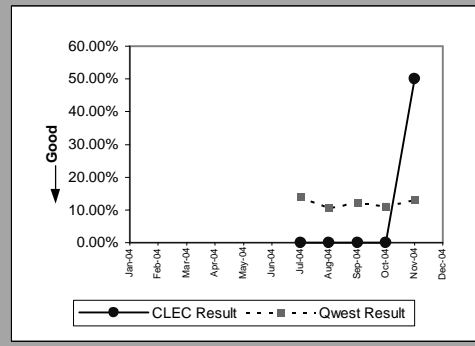


MR-7C - Repair Repeat Report Rate (Percent) - No dispatches

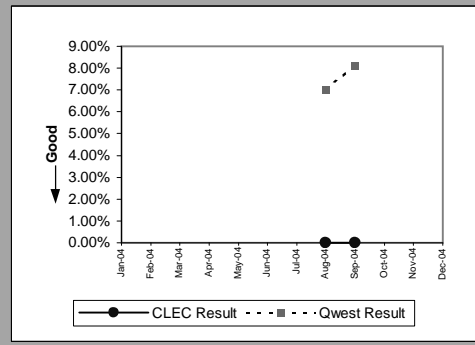
| Residence) (Parity) | | | | | | | | | |
|---------------------|----------|------------|-------------|--------------|-----------|-------------|--------------|-----------|------------|
| Date | CLEC Num | CLEC Denom | CLEC Result | CLEC Std Dev | Qwest Num | Qwest Denom | Qwest Result | Mod Z Scr | Parity Scr |
| Jan-04 | | | | | | | | | |
| Feb-04 | | | | | | | | | |
| Mar-04 | | | | | | | | | |
| Apr-04 | | | | | | | | | |
| May-04 | | | | | | | | | |
| Jun-04 | | | | | | | | | |
| Jul-04 | 2 | 5 | 40.00% | 48.99% | 458 | 3100 | 14.77% | 1.33 | -0.19 |
| Aug-04 | 1 | 10 | 10.00% | 30.00% | 450 | 3517 | 12.80% | -0.26 | -1.16 |
| Sep-04 | 1 | 10 | 10.00% | 30.00% | 515 | 3611 | 14.26% | -0.38 | -1.23 |
| Oct-04 | 0 | 6 | 0.00% | 0.00% | 448 | 3090 | 14.50% | -1.01 | -1.61 |
| Nov-04 | 2 | 10 | 20.00% | 40.00% | 318 | 2686 | 11.84% | 0.77 | -0.53 |
| Dec-04 | | | | | | | | | |



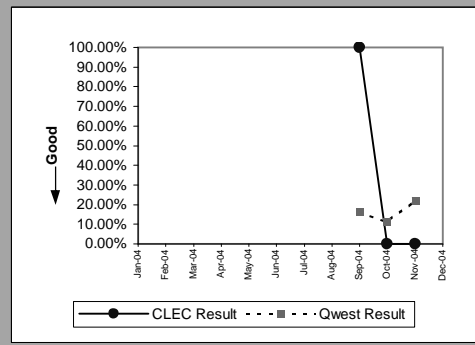
| Business) (Parity) | | | | | | | | | |
|--------------------|----------|------------|-------------|--------------|-----------|-------------|--------------|-----------|------------|
| Date | CLEC Num | CLEC Denom | CLEC Result | CLEC Std Dev | Qwest Num | Qwest Denom | Qwest Result | Mod Z Scr | Parity Scr |
| Jan-04 | | | | | | | | | |
| Feb-04 | | | | | | | | | |
| Mar-04 | | | | | | | | | |
| Apr-04 | | | | | | | | | |
| May-04 | | | | | | | | | |
| Jun-04 | | | | | | | | | |
| Jul-04 | 0 | 6 | 0.00% | 0.00% | 75 | 534 | 14.04% | -0.98 | -1.6 |
| Aug-04 | 0 | 6 | 0.00% | 0.00% | 67 | 633 | 10.58% | -0.84 | -1.51 |
| Sep-04 | 0 | 1 | 0.00% | 0.00% | 74 | 599 | 12.35% | -0.38 | -1.23 |
| Oct-04 | 0 | 2 | 0.00% | 0.00% | 60 | 535 | 11.22% | -0.5 | -1.31 |
| Nov-04 | 2 | 4 | 50.00% | 50.00% | 62 | 474 | 13.08% | 1.69 | 0.03 |
| Dec-04 | | | | | | | | | |



| Centrex) (Parity) | | | | | | | | | |
|-------------------|----------|------------|-------------|--------------|-----------|-------------|--------------|-----------|------------|
| Date | CLEC Num | CLEC Denom | CLEC Result | CLEC Std Dev | Qwest Num | Qwest Denom | Qwest Result | Mod Z Scr | Parity Scr |
| Jan-04 | | | | | | | | | |
| Feb-04 | | | | | | | | | |
| Mar-04 | | | | | | | | | |
| Apr-04 | | | | | | | | | |
| May-04 | | | | | | | | | |
| Jun-04 | | | | | | | | | |
| Jul-04 | | | | | | | | | |
| Aug-04 | 0 | 1 | 0.00% | 0.00% | 4 | 57 | 7.02% | -0.27 | -1.17 |
| Sep-04 | 0 | 1 | 0.00% | 0.00% | 3 | 37 | 8.11% | -0.29 | -1.18 |
| Oct-04 | | | | | | | | | |
| Nov-04 | | | | | | | | | |
| Dec-04 | | | | | | | | | |

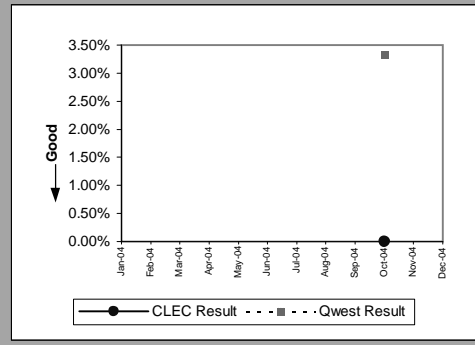


| Centrex 21) (Parity) | | | | | | | | | |
|----------------------|----------|------------|-------------|--------------|-----------|-------------|--------------|-----------|------------|
| Date | CLEC Num | CLEC Denom | CLEC Result | CLEC Std Dev | Qwest Num | Qwest Denom | Qwest Result | Mod Z Scr | Parity Scr |
| Jan-04 | | | | | | | | | |
| Feb-04 | | | | | | | | | |
| Mar-04 | | | | | | | | | |
| Apr-04 | | | | | | | | | |
| May-04 | | | | | | | | | |
| Jun-04 | | | | | | | | | |
| Jul-04 | | | | | | | | | |
| Aug-04 | | | | | | | | | |
| Sep-04 | 1 | 1 | 100.00% | 0.00% | 10 | 62 | 16.13% | 1.39 | -0.15 |
| Oct-04 | 0 | 3 | 0.00% | 0.00% | 6 | 54 | 11.11% | -0.6 | -1.36 |
| Nov-04 | 0 | 1 | 0.00% | 0.00% | 13 | 59 | 22.03% | -0.53 | -1.32 |
| Dec-04 | | | | | | | | | |

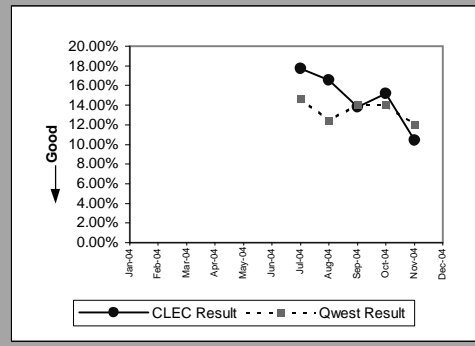


MR-7C - Repair Repeat Report Rate (Percent) - No dispatches

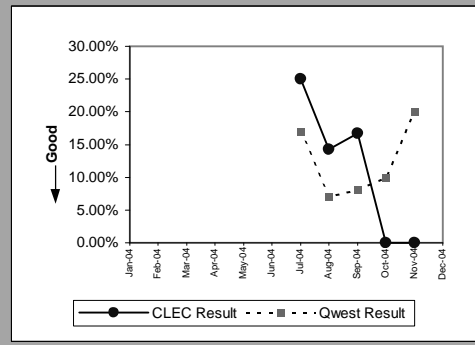
| PBX (Parity) | | | | | | | | | |
|--------------|----------|------------|-------------|--------------|-----------|-------------|--------------|-----------|------------|
| Date | CLEC Num | CLEC Denom | CLEC Result | CLEC Std Dev | Qwest Num | Qwest Denom | Qwest Result | Mod Z Scr | Parity Scr |
| Jan-04 | | | | | | | | | |
| Feb-04 | | | | | | | | | |
| Mar-04 | | | | | | | | | |
| Apr-04 | | | | | | | | | |
| May-04 | | | | | | | | | |
| Jun-04 | | | | | | | | | |
| Jul-04 | | | | | | | | | |
| Aug-04 | | | | | | | | | |
| Sep-04 | | | | | | | | | |
| Oct-04 | 0 | 1 | 0.00% | 0.00% | 1 | 30 | 3.33% | -0.18 | -1.11 |
| Nov-04 | | | | | | | | | |
| Dec-04 | | | | | | | | | |



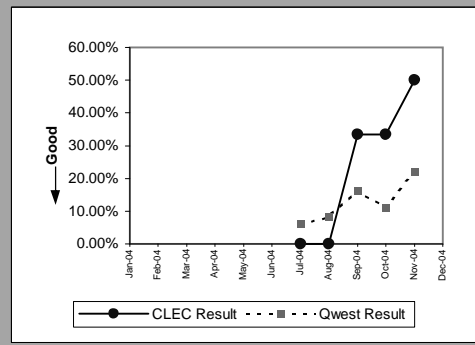
| UNE - P (POTS) (Parity) | | | | | | | | | |
|-------------------------|----------|------------|-------------|--------------|-----------|-------------|--------------|-----------|------------|
| Date | CLEC Num | CLEC Denom | CLEC Result | CLEC Std Dev | Qwest Num | Qwest Denom | Qwest Result | Mod Z Scr | Parity Scr |
| Jan-04 | | | | | | | | | |
| Feb-04 | | | | | | | | | |
| Mar-04 | | | | | | | | | |
| Apr-04 | | | | | | | | | |
| May-04 | | | | | | | | | |
| Jun-04 | | | | | | | | | |
| Jul-04 | 42 | 237 | 17.72% | 38.19% | 533 | 3634 | 14.67% | 1.27 | -0.23 |
| Aug-04 | 37 | 224 | 16.52% | 37.13% | 517 | 4150 | 12.46% | 1.73 | 0.05 |
| Sep-04 | 25 | 181 | 13.81% | 34.50% | 589 | 4210 | 13.99% | -0.07 | -1.04 |
| Oct-04 | 24 | 158 | 15.19% | 35.89% | 508 | 3625 | 14.01% | 0.43 | -0.74 |
| Nov-04 | 13 | 125 | 10.40% | 30.53% | 380 | 3160 | 12.03% | -0.55 | -1.33 |
| Dec-04 | | | | | | | | | |



| UNE P (Centrex) (Parity) | | | | | | | | | |
|--------------------------|----------|------------|-------------|--------------|-----------|-------------|--------------|-----------|------------|
| Date | CLEC Num | CLEC Denom | CLEC Result | CLEC Std Dev | Qwest Num | Qwest Denom | Qwest Result | Mod Z Scr | Parity Scr |
| Jan-04 | | | | | | | | | |
| Feb-04 | | | | | | | | | |
| Mar-04 | | | | | | | | | |
| Apr-04 | | | | | | | | | |
| May-04 | | | | | | | | | |
| Jun-04 | | | | | | | | | |
| Jul-04 | 1 | 4 | 25.00% | 43.30% | 9 | 53 | 16.98% | 0.36 | -0.78 |
| Aug-04 | 1 | 7 | 14.29% | 34.99% | 4 | 57 | 7.02% | 0.59 | -0.64 |
| Sep-04 | 1 | 6 | 16.67% | 37.27% | 3 | 37 | 8.11% | 0.56 | -0.66 |
| Oct-04 | 0 | 4 | 0.00% | 0.00% | 4 | 40 | 10.00% | -0.64 | -1.39 |
| Nov-04 | 0 | 9 | 0.00% | 0.00% | 5 | 25 | 20.00% | -1.29 | -1.78 |
| Dec-04 | | | | | | | | | |

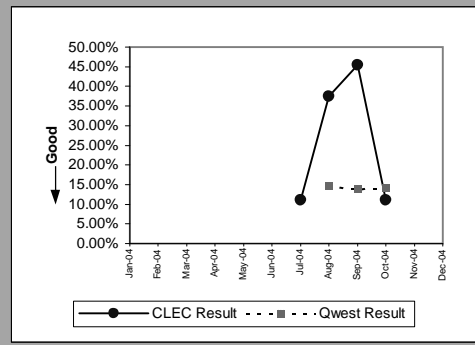


| UNE P (Centrex 21) (Parity) | | | | | | | | | |
|-----------------------------|----------|------------|-------------|--------------|-----------|-------------|--------------|-----------|------------|
| Date | CLEC Num | CLEC Denom | CLEC Result | CLEC Std Dev | Qwest Num | Qwest Denom | Qwest Result | Mod Z Scr | Parity Scr |
| Jan-04 | | | | | | | | | |
| Feb-04 | | | | | | | | | |
| Mar-04 | | | | | | | | | |
| Apr-04 | | | | | | | | | |
| May-04 | | | | | | | | | |
| Jun-04 | | | | | | | | | |
| Jul-04 | 0 | 1 | 0.00% | 0.00% | 3 | 50 | 6.00% | -0.25 | -1.15 |
| Aug-04 | 0 | 4 | 0.00% | 0.00% | 5 | 61 | 8.20% | -0.58 | -1.35 |
| Sep-04 | 1 | 3 | 33.33% | 47.14% | 10 | 62 | 16.13% | 0.65 | -0.6 |
| Oct-04 | 1 | 3 | 33.33% | 47.14% | 6 | 54 | 11.11% | 0.9 | -0.45 |
| Nov-04 | 1 | 2 | 50.00% | 50.00% | 13 | 59 | 22.03% | 0.73 | -0.55 |
| Dec-04 | | | | | | | | | |

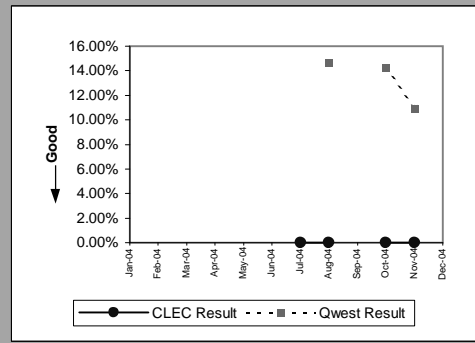


MR-7C - Repair Repeat Report Rate (Percent) - No dispatches

| Line Sharing (Diagnostic) | | | | | | | | | |
|---------------------------|----------|------------|-------------|--------------|-----------|-------------|--------------|-----------|------------|
| Date | CLEC Num | CLEC Denom | CLEC Result | CLEC Std Dev | Qwest Num | Qwest Denom | Qwest Result | Mod Z Scr | Parity Scr |
| Jan-04 | | | | | | | | | |
| Feb-04 | | | | | | | | | |
| Mar-04 | | | | | | | | | |
| Apr-04 | | | | | | | | | |
| May-04 | | | | | | | | | |
| Jun-04 | | | | | | | | | |
| Jul-04 | 1 | 9 | 11.11% | 31.43% | | | | | N/A |
| Aug-04 | 6 | 16 | 37.50% | 48.41% | 368 | 2517 | 14.62% | 2.25 | 0.37 |
| Sep-04 | 5 | 11 | 45.45% | 49.79% | 309 | 2222 | 13.91% | 2.49 | 0.52 |
| Oct-04 | 1 | 9 | 11.11% | 31.43% | 323 | 2273 | 14.21% | -0.27 | -1.16 |
| Nov-04 | | | | | | | | | |
| Dec-04 | | | | | | | | | |

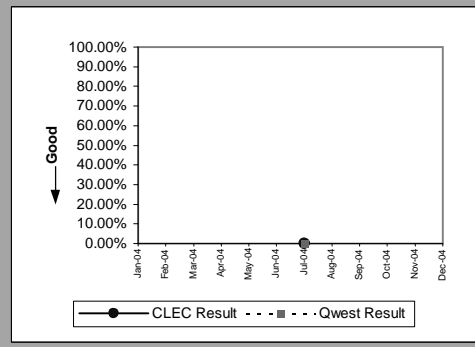


| Line Splitting (Parity) | | | | | | | | | |
|-------------------------|----------|------------|-------------|--------------|-----------|-------------|--------------|-----------|------------|
| Date | CLEC Num | CLEC Denom | CLEC Result | CLEC Std Dev | Qwest Num | Qwest Denom | Qwest Result | Mod Z Scr | Parity Scr |
| Jan-04 | | | | | | | | | |
| Feb-04 | | | | | | | | | |
| Mar-04 | | | | | | | | | |
| Apr-04 | | | | | | | | | |
| May-04 | | | | | | | | | |
| Jun-04 | | | | | | | | | |
| Jul-04 | 0 | 5 | 0.00% | 0.00% | | | | | N/A |
| Aug-04 | 0 | 3 | 0.00% | 0.00% | 368 | 2517 | 14.62% | -0.72 | -1.44 |
| Sep-04 | | | | | | | | | |
| Oct-04 | 0 | 4 | 0.00% | 0.00% | 323 | 2273 | 14.21% | -0.81 | -1.49 |
| Nov-04 | 0 | 4 | 0.00% | 0.00% | 168 | 1536 | 10.94% | -0.7 | -1.43 |
| Dec-04 | | | | | | | | | |

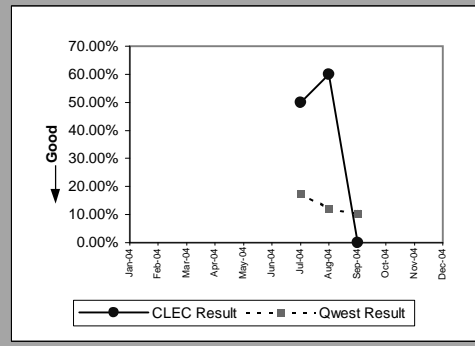


MR-7D - Repair Repeat Report Rate (Percent) - Interval Zone One

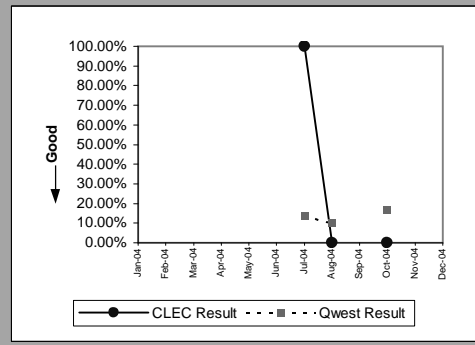
| ISDN Primary (Parity) | | | | | | | | | |
|-----------------------|----------|------------|-------------|--------------|-----------|-------------|--------------|-----------|------------|
| Date | CLEC Num | CLEC Denom | CLEC Result | CLEC Std Dev | Qwest Num | Qwest Denom | Qwest Result | Mod Z Scr | Parity Scr |
| Jan-04 | | | | | | | | | |
| Feb-04 | | | | | | | | | |
| Mar-04 | | | | | | | | | |
| Apr-04 | | | | | | | | | |
| May-04 | | | | | | | | | |
| Jun-04 | | | | | | | | | |
| Jul-04 | 0 | 1 | 0.00% | 0.00% | 0 | 20 | 0.00% | N/A | N/A |
| Aug-04 | | | | | | | | | |
| Sep-04 | | | | | | | | | |
| Oct-04 | | | | | | | | | |
| Nov-04 | | | | | | | | | |
| Dec-04 | | | | | | | | | |



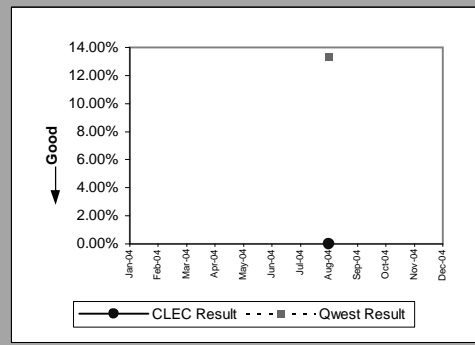
| DS0 (Parity) | | | | | | | | | |
|--------------|----------|------------|-------------|--------------|-----------|-------------|--------------|-----------|------------|
| Date | CLEC Num | CLEC Denom | CLEC Result | CLEC Std Dev | Qwest Num | Qwest Denom | Qwest Result | Mod Z Scr | Parity Scr |
| Jan-04 | | | | | | | | | |
| Feb-04 | | | | | | | | | |
| Mar-04 | | | | | | | | | |
| Apr-04 | | | | | | | | | |
| May-04 | | | | | | | | | |
| Jun-04 | | | | | | | | | |
| Jul-04 | 1 | 2 | 50.00% | 50.00% | 36 | 204 | 17.65% | 0.92 | -0.44 |
| Aug-04 | 3 | 5 | 60.00% | 48.99% | 26 | 217 | 11.98% | 2.44 | 0.48 |
| Sep-04 | 0 | 2 | 0.00% | 0.00% | 22 | 211 | 10.43% | -0.48 | -1.29 |
| Oct-04 | | | | | | | | | |
| Nov-04 | | | | | | | | | |
| Dec-04 | | | | | | | | | |



| DS1 (Parity) | | | | | | | | | |
|--------------|----------|------------|-------------|--------------|-----------|-------------|--------------|-----------|------------|
| Date | CLEC Num | CLEC Denom | CLEC Result | CLEC Std Dev | Qwest Num | Qwest Denom | Qwest Result | Mod Z Scr | Parity Scr |
| Jan-04 | | | | | | | | | |
| Feb-04 | | | | | | | | | |
| Mar-04 | | | | | | | | | |
| Apr-04 | | | | | | | | | |
| May-04 | | | | | | | | | |
| Jun-04 | | | | | | | | | |
| Jul-04 | 1 | 1 | 100.00% | 0.00% | 20 | 146 | 13.70% | 1.49 | -0.09 |
| Aug-04 | 0 | 1 | 0.00% | 0.00% | 17 | 171 | 9.94% | -0.33 | -1.2 |
| Sep-04 | | | | | | | | | |
| Oct-04 | 0 | 1 | 0.00% | 0.00% | 25 | 151 | 16.56% | -0.44 | -1.27 |
| Nov-04 | | | | | | | | | |
| Dec-04 | | | | | | | | | |

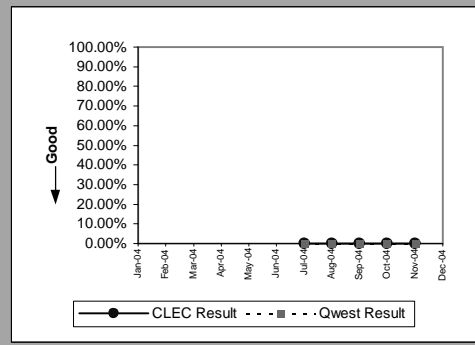


| Frame Relay (Parity) | | | | | | | | | |
|----------------------|----------|------------|-------------|--------------|-----------|-------------|--------------|-----------|------------|
| Date | CLEC Num | CLEC Denom | CLEC Result | CLEC Std Dev | Qwest Num | Qwest Denom | Qwest Result | Mod Z Scr | Parity Scr |
| Jan-04 | | | | | | | | | |
| Feb-04 | | | | | | | | | |
| Mar-04 | | | | | | | | | |
| Apr-04 | | | | | | | | | |
| May-04 | | | | | | | | | |
| Jun-04 | | | | | | | | | |
| Jul-04 | | | | | | | | | |
| Aug-04 | 0 | 1 | 0.00% | 0.00% | 8 | 60 | 13.33% | -0.39 | -1.24 |
| Sep-04 | | | | | | | | | |
| Oct-04 | | | | | | | | | |
| Nov-04 | | | | | | | | | |
| Dec-04 | | | | | | | | | |



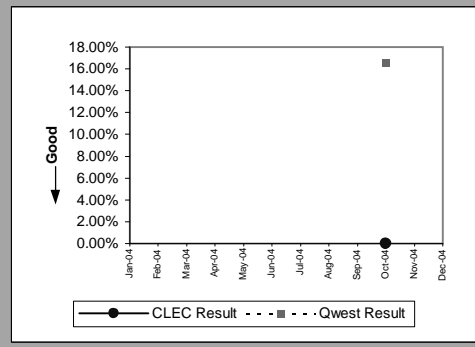
MR-7D - Repair Repeat Report Rate (Percent) - Interval Zone One

| LIS Trunk (Parity) | | | | | | | | | |
|--------------------|----------|------------|-------------|--------------|-----------|-------------|--------------|-----------|------------|
| Date | CLEC Num | CLEC Denom | CLEC Result | CLEC Std Dev | Qwest Num | Qwest Denom | Qwest Result | Mod Z Scr | Parity Scr |
| Jan-04 | | | | | | | | | |
| Feb-04 | | | | | | | | | |
| Mar-04 | | | | | | | | | |
| Apr-04 | | | | | | | | | |
| May-04 | | | | | | | | | |
| Jun-04 | | | | | | | | | |
| Jul-04 | 0 | 6 | 0.00% | 0.00% | 0 | 2 | 0.00% | N/A | N/A |
| Aug-04 | 0 | 9 | 0.00% | 0.00% | 0 | 7 | 0.00% | N/A | N/A |
| Sep-04 | 0 | 8 | 0.00% | 0.00% | 0 | 3 | 0.00% | N/A | N/A |
| Oct-04 | 0 | 7 | 0.00% | 0.00% | 0 | 4 | 0.00% | N/A | N/A |
| Nov-04 | 0 | 3 | 0.00% | 0.00% | 0 | 4 | 0.00% | N/A | N/A |
| Dec-04 | | | | | | | | | |

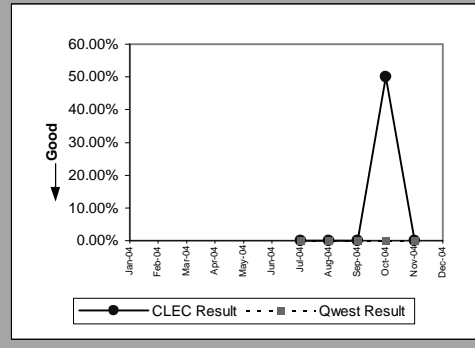


MR-7D - Repair Repeat Report Rate (Percent) - Interval Zone One

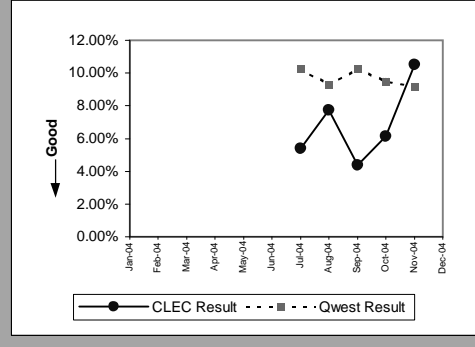
| UDIT DS1) (Parity) | | | | | | | | | |
|--------------------|----------|------------|-------------|--------------|-----------|-------------|--------------|-----------|------------|
| Date | CLEC Num | CLEC Denom | CLEC Result | CLEC Std Dev | Qwest Num | Qwest Denom | Qwest Result | Mod Z Scr | Parity Scr |
| Jan-04 | | | | | | | | | |
| Feb-04 | | | | | | | | | |
| Mar-04 | | | | | | | | | |
| Apr-04 | | | | | | | | | |
| May-04 | | | | | | | | | |
| Jun-04 | | | | | | | | | |
| Jul-04 | | | | | | | | | |
| Aug-04 | | | | | | | | | |
| Sep-04 | | | | | | | | | |
| Oct-04 | 0 | 1 | 0.00% | 0.00% | 25 | 151 | 16.56% | -0.44 | -1.27 |
| Nov-04 | | | | | | | | | |
| Dec-04 | | | | | | | | | |



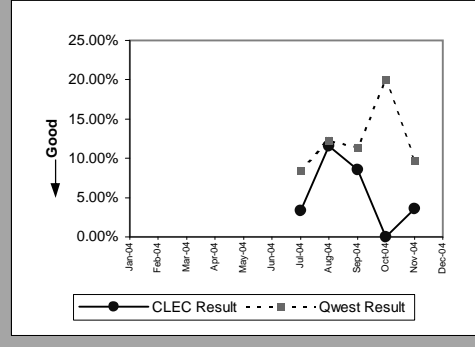
| UDIT Above DS1 Level) (Parity) | | | | | | | | | |
|--------------------------------|----------|------------|-------------|--------------|-----------|-------------|--------------|-----------|------------|
| Date | CLEC Num | CLEC Denom | CLEC Result | CLEC Std Dev | Qwest Num | Qwest Denom | Qwest Result | Mod Z Scr | Parity Scr |
| Jan-04 | | | | | | | | | |
| Feb-04 | | | | | | | | | |
| Mar-04 | | | | | | | | | |
| Apr-04 | | | | | | | | | |
| May-04 | | | | | | | | | |
| Jun-04 | | | | | | | | | |
| Jul-04 | 0 | 3 | 0.00% | 0.00% | 0 | 5 | 0.00% | N/A | N/A |
| Aug-04 | 0 | 1 | 0.00% | 0.00% | 0 | 2 | 0.00% | N/A | N/A |
| Sep-04 | 0 | 1 | 0.00% | 0.00% | 0 | 3 | 0.00% | N/A | N/A |
| Oct-04 | 1 | 2 | 50.00% | 50.00% | 0 | 5 | 0.00% | N/A | -0.32 |
| Nov-04 | 0 | 3 | 0.00% | 0.00% | 0 | 8 | 0.00% | N/A | N/A |
| Dec-04 | | | | | | | | | |



| Unbundled Loop Analog) (Parity) | | | | | | | | | |
|---------------------------------|----------|------------|-------------|--------------|-----------|-------------|--------------|-----------|------------|
| Date | CLEC Num | CLEC Denom | CLEC Result | CLEC Std Dev | Qwest Num | Qwest Denom | Qwest Result | Mod Z Scr | Parity Scr |
| Jan-04 | | | | | | | | | |
| Feb-04 | | | | | | | | | |
| Mar-04 | | | | | | | | | |
| Apr-04 | | | | | | | | | |
| May-04 | | | | | | | | | |
| Jun-04 | | | | | | | | | |
| Jul-04 | 12 | 222 | 5.41% | 22.61% | 1553 | 15142 | 10.26% | -2.37 | -2.44 |
| Aug-04 | 20 | 258 | 7.75% | 26.74% | 1752 | 18872 | 9.28% | -0.84 | -1.51 |
| Sep-04 | 10 | 229 | 4.37% | 20.44% | 1664 | 16236 | 10.25% | -2.91 | -2.77 |
| Oct-04 | 12 | 195 | 6.15% | 24.03% | 1469 | 15443 | 9.51% | -1.59 | -1.97 |
| Nov-04 | 22 | 209 | 10.53% | 30.69% | 1287 | 13983 | 9.20% | 0.67 | -0.59 |
| Dec-04 | | | | | | | | | |

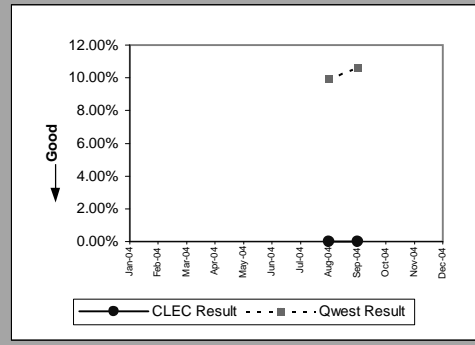


| Unbundled Loop - 2 Wire Non-Loaded) (Parity) | | | | | | | | | |
|--|----------|------------|-------------|--------------|-----------|-------------|--------------|-----------|------------|
| Date | CLEC Num | CLEC Denom | CLEC Result | CLEC Std Dev | Qwest Num | Qwest Denom | Qwest Result | Mod Z Scr | Parity Scr |
| Jan-04 | | | | | | | | | |
| Feb-04 | | | | | | | | | |
| Mar-04 | | | | | | | | | |
| Apr-04 | | | | | | | | | |
| May-04 | | | | | | | | | |
| Jun-04 | | | | | | | | | |
| Jul-04 | 1 | 30 | 3.33% | 17.95% | 9 | 106 | 8.49% | -0.89 | -1.54 |
| Aug-04 | 3 | 26 | 11.54% | 31.95% | 13 | 106 | 12.26% | -0.1 | -1.06 |
| Sep-04 | 3 | 35 | 8.57% | 27.99% | 10 | 88 | 11.36% | -0.44 | -1.27 |
| Oct-04 | 0 | 30 | 0.00% | 0.00% | 17 | 85 | 20.00% | -2.35 | -2.43 |
| Nov-04 | 1 | 28 | 3.57% | 18.56% | 6 | 62 | 9.68% | -0.91 | -1.55 |
| Dec-04 | | | | | | | | | |

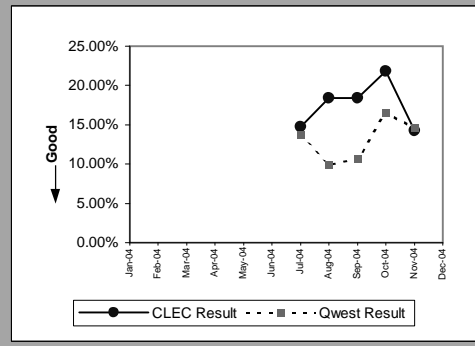


MR-7D - Repair Repeat Report Rate (Percent) - Interval Zone One

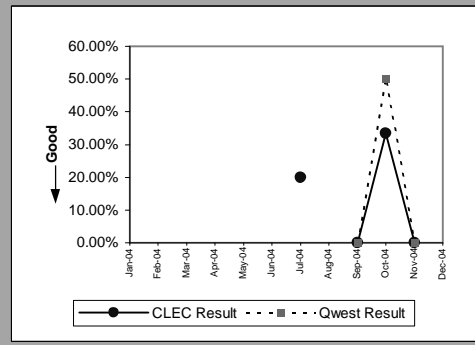
| Unbundled Loop - 4 Wire Non-Loaded) (Parity) | | | | | | | | | |
|--|----------|------------|-------------|--------------|-----------|-------------|--------------|-----------|------------|
| Date | CLEC Num | CLEC Denom | CLEC Result | CLEC Std Dev | Qwest Num | Qwest Denom | Qwest Result | Mod Z Scr | Parity Scr |
| Jan-04 | | | | | | | | | |
| Feb-04 | | | | | | | | | |
| Mar-04 | | | | | | | | | |
| Apr-04 | | | | | | | | | |
| May-04 | | | | | | | | | |
| Jun-04 | | | | | | | | | |
| Jul-04 | | | | | | | | | |
| Aug-04 | 0 | 1 | 0.00% | 0.00% | 17 | 171 | 9.94% | -0.33 | -1.2 |
| Sep-04 | 0 | 2 | 0.00% | 0.00% | 15 | 141 | 10.64% | -0.48 | -1.29 |
| Oct-04 | | | | | | | | | |
| Nov-04 | | | | | | | | | |
| Dec-04 | | | | | | | | | |



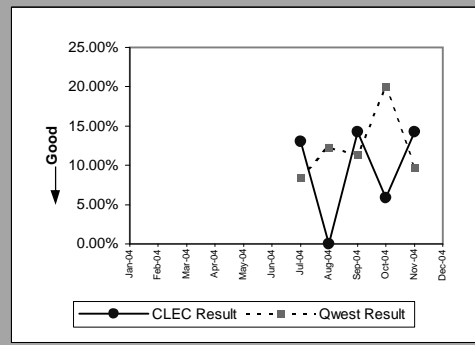
| Unbundled Loop - DS1 Capable) (Parity) | | | | | | | | | |
|--|----------|------------|-------------|--------------|-----------|-------------|--------------|-----------|------------|
| Date | CLEC Num | CLEC Denom | CLEC Result | CLEC Std Dev | Qwest Num | Qwest Denom | Qwest Result | Mod Z Scr | Parity Scr |
| Jan-04 | | | | | | | | | |
| Feb-04 | | | | | | | | | |
| Mar-04 | | | | | | | | | |
| Apr-04 | | | | | | | | | |
| May-04 | | | | | | | | | |
| Jun-04 | | | | | | | | | |
| Jul-04 | 14 | 95 | 14.74% | 35.45% | 20 | 146 | 13.70% | 0.22 | -0.86 |
| Aug-04 | 18 | 98 | 18.37% | 38.72% | 17 | 171 | 9.94% | 1.93 | 0.17 |
| Sep-04 | 14 | 76 | 18.42% | 38.77% | 15 | 141 | 10.64% | 1.57 | -0.05 |
| Oct-04 | 17 | 78 | 21.79% | 41.29% | 25 | 151 | 16.56% | 0.96 | -0.42 |
| Nov-04 | 12 | 84 | 14.29% | 34.99% | 21 | 144 | 14.58% | -0.06 | -1.04 |
| Dec-04 | | | | | | | | | |



| Unbundled Loop - XDSL) (Parity) | | | | | | | | | |
|---------------------------------|----------|------------|-------------|--------------|-----------|-------------|--------------|-----------|------------|
| Date | CLEC Num | CLEC Denom | CLEC Result | CLEC Std Dev | Qwest Num | Qwest Denom | Qwest Result | Mod Z Scr | Parity Scr |
| Jan-04 | | | | | | | | | |
| Feb-04 | | | | | | | | | |
| Mar-04 | | | | | | | | | |
| Apr-04 | | | | | | | | | |
| May-04 | | | | | | | | | |
| Jun-04 | | | | | | | | | |
| Jul-04 | 1 | 5 | 20.00% | 40.00% | | | | | N/A |
| Aug-04 | | | | | | | | | |
| Sep-04 | 0 | 3 | 0.00% | 0.00% | 0 | 4 | 0.00% | N/A | N/A |
| Oct-04 | 1 | 3 | 33.33% | 47.14% | 1 | 2 | 50.00% | -0.37 | -1.22 |
| Nov-04 | 0 | 1 | 0.00% | 0.00% | 0 | 3 | 0.00% | N/A | N/A |
| Dec-04 | | | | | | | | | |

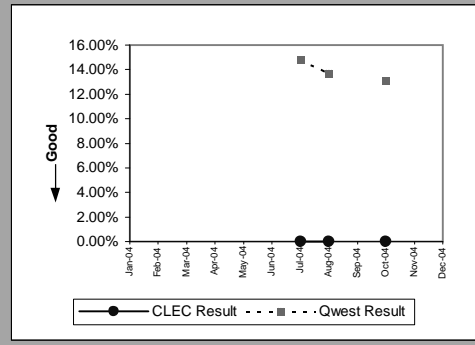


| Unbundled Loop (SDN Capable) (Parity) | | | | | | | | | |
|---------------------------------------|----------|------------|-------------|--------------|-----------|-------------|--------------|-----------|------------|
| Date | CLEC Num | CLEC Denom | CLEC Result | CLEC Std Dev | Qwest Num | Qwest Denom | Qwest Result | Mod Z Scr | Parity Scr |
| Jan-04 | | | | | | | | | |
| Feb-04 | | | | | | | | | |
| Mar-04 | | | | | | | | | |
| Apr-04 | | | | | | | | | |
| May-04 | | | | | | | | | |
| Jun-04 | | | | | | | | | |
| Jul-04 | 3 | 23 | 13.04% | 33.68% | 9 | 106 | 8.49% | 0.67 | -0.59 |
| Aug-04 | 0 | 17 | 0.00% | 0.00% | 13 | 106 | 12.26% | -1.43 | -1.87 |
| Sep-04 | 1 | 7 | 14.29% | 34.99% | 10 | 88 | 11.36% | 0.24 | -0.86 |
| Oct-04 | 1 | 17 | 5.88% | 23.53% | 17 | 85 | 20.00% | -1.33 | -1.81 |
| Nov-04 | 2 | 14 | 14.29% | 34.99% | 6 | 62 | 9.68% | 0.5 | -0.7 |
| Dec-04 | | | | | | | | | |

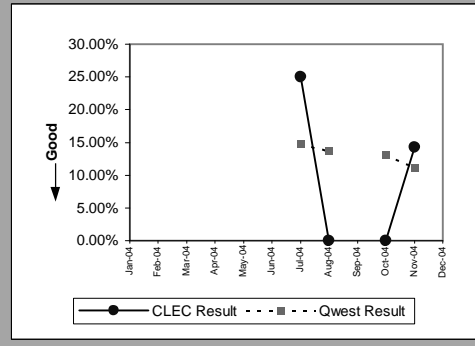


MR-7D - Repair Repeat Report Rate (Percent) - Interval Zone One

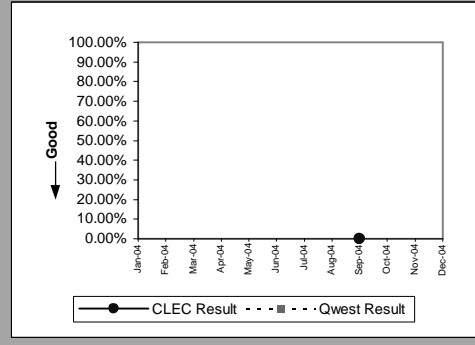
| Unbundled Loop - ADSL Qualified) (Parity) | | | | | | | | | |
|---|----------|------------|-------------|--------------|-----------|-------------|--------------|-----------|------------|
| Date | CLEC Num | CLEC Denom | CLEC Result | CLEC Std Dev | Qwest Num | Qwest Denom | Qwest Result | Mod Z Scr | Parity Scr |
| Jan-04 | | | | | | | | | |
| Feb-04 | | | | | | | | | |
| Mar-04 | | | | | | | | | |
| Apr-04 | | | | | | | | | |
| May-04 | | | | | | | | | |
| Jun-04 | | | | | | | | | |
| Jul-04 | 0 | 2 | 0.00% | 0.00% | 356 | 2407 | 14.79% | -0.59 | -1.36 |
| Aug-04 | 0 | 1 | 0.00% | 0.00% | 350 | 2554 | 13.70% | -0.4 | -1.24 |
| Sep-04 | | | | | | | | | |
| Oct-04 | 0 | 1 | 0.00% | 0.00% | 316 | 2411 | 13.11% | -0.39 | -1.24 |
| Nov-04 | | | | | | | | | |
| Dec-04 | | | | | | | | | |



| Qwest DSL) (Parity) | | | | | | | | | |
|---------------------|----------|------------|-------------|--------------|-----------|-------------|--------------|-----------|------------|
| Date | CLEC Num | CLEC Denom | CLEC Result | CLEC Std Dev | Qwest Num | Qwest Denom | Qwest Result | Mod Z Scr | Parity Scr |
| Jan-04 | | | | | | | | | |
| Feb-04 | | | | | | | | | |
| Mar-04 | | | | | | | | | |
| Apr-04 | | | | | | | | | |
| May-04 | | | | | | | | | |
| Jun-04 | | | | | | | | | |
| Jul-04 | 1 | 4 | 25.00% | 43.30% | 356 | 2406 | 14.80% | 0.55 | -0.67 |
| Aug-04 | 0 | 1 | 0.00% | 0.00% | 350 | 2552 | 13.71% | -0.4 | -1.24 |
| Sep-04 | | | | | | | | | |
| Oct-04 | 0 | 5 | 0.00% | 0.00% | 316 | 2409 | 13.12% | -0.87 | -1.53 |
| Nov-04 | 1 | 7 | 14.29% | 34.99% | 175 | 1572 | 11.13% | 0.32 | -0.81 |
| Dec-04 | | | | | | | | | |

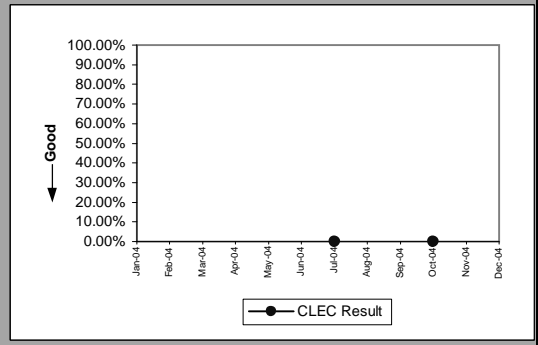


| E911) (Parity) | | | | | | | | | |
|----------------|----------|------------|-------------|--------------|-----------|-------------|--------------|-----------|------------|
| Date | CLEC Num | CLEC Denom | CLEC Result | CLEC Std Dev | Qwest Num | Qwest Denom | Qwest Result | Mod Z Scr | Parity Scr |
| Jan-04 | | | | | | | | | |
| Feb-04 | | | | | | | | | |
| Mar-04 | | | | | | | | | |
| Apr-04 | | | | | | | | | |
| May-04 | | | | | | | | | |
| Jun-04 | | | | | | | | | |
| Jul-04 | | | | | | | | | |
| Aug-04 | | | | | | | | | |
| Sep-04 | 0 | 1 | 0.00% | 0.00% | | | | | N/A |
| Oct-04 | | | | | | | | | |
| Nov-04 | | | | | | | | | |
| Dec-04 | | | | | | | | | |

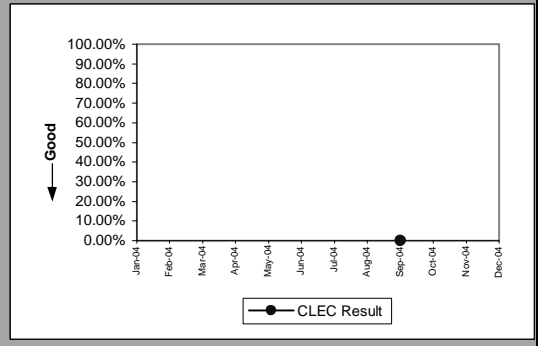


MR-7D - Repair Repeat Report Rate (Percent) - Interval Zone One

| Enhanced Extended Loops - DS0 Capable (Diagnostic) | | | | |
|--|-----------|-------------|-------------|--------------|
| Date | Numerator | Denominator | CLEC Result | Standard Dev |
| Jan-04 | | | | |
| Feb-04 | | | | |
| Mar-04 | | | | |
| Apr-04 | | | | |
| May-04 | | | | |
| Jun-04 | | | | |
| Jul-04 | 0 | 1 | 0.00% | 0.00% |
| Aug-04 | | | | |
| Sep-04 | | | | |
| Oct-04 | 0 | 2 | 0.00% | 0.00% |
| Nov-04 | | | | |
| Dec-04 | | | | |

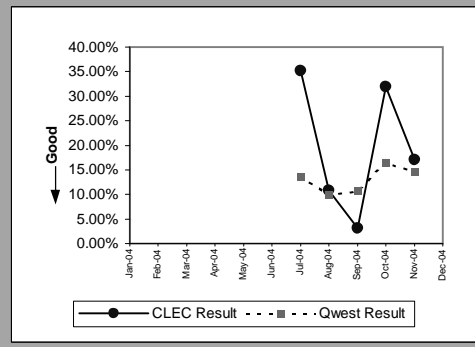


| Enhanced Extended Loops - DS3 Capable (Diagnostic) | | | | |
|--|-----------|-------------|-------------|--------------|
| Date | Numerator | Denominator | CLEC Result | Standard Dev |
| Jan-04 | | | | |
| Feb-04 | | | | |
| Mar-04 | | | | |
| Apr-04 | | | | |
| May-04 | | | | |
| Jun-04 | | | | |
| Jul-04 | | | | |
| Aug-04 | | | | |
| Sep-04 | 0 | 1 | 0.00% | 0.00% |
| Oct-04 | | | | |
| Nov-04 | | | | |
| Dec-04 | | | | |



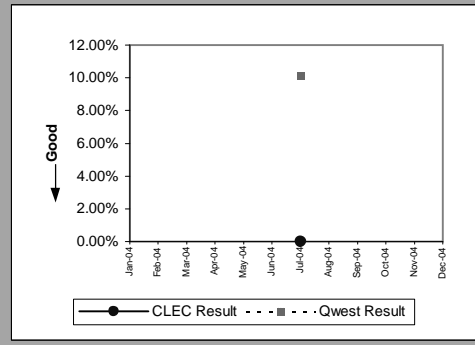
MR-7D - Repair Repeat Report Rate (Percent) - Interval Zone One

| Enhanced Extended Loops - DS1 Capable (Parity) | | | | | | | | | |
|--|----------|------------|-------------|--------------|-----------|-------------|--------------|-----------|------------|
| Date | CLEC Num | CLEC Denom | CLEC Result | CLEC Std Dev | Qwest Num | Qwest Denom | Qwest Result | Mod Z Scr | Parity Scr |
| Jan-04 | | | | | | | | | |
| Feb-04 | | | | | | | | | |
| Mar-04 | | | | | | | | | |
| Apr-04 | | | | | | | | | |
| May-04 | | | | | | | | | |
| Jun-04 | | | | | | | | | |
| Jul-04 | 13 | 37 | 35.14% | 47.74% | 20 | 146 | 13.70% | 2.83 | 0.72 |
| Aug-04 | 5 | 46 | 10.87% | 31.13% | 17 | 171 | 9.94% | 0.2 | -0.88 |
| Sep-04 | 1 | 32 | 3.13% | 17.40% | 15 | 141 | 10.64% | -1.24 | -1.76 |
| Oct-04 | 15 | 47 | 31.91% | 46.61% | 25 | 151 | 16.56% | 2.19 | 0.33 |
| Nov-04 | 8 | 47 | 17.02% | 37.58% | 21 | 144 | 14.58% | 0.41 | -0.75 |
| Dec-04 | | | | | | | | | |

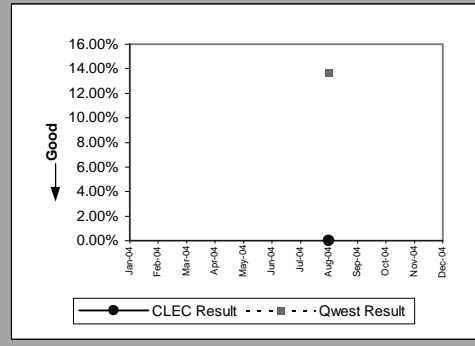


MR-7E - Repair Repeat Report Rate (Percent) - Interval Zone Two

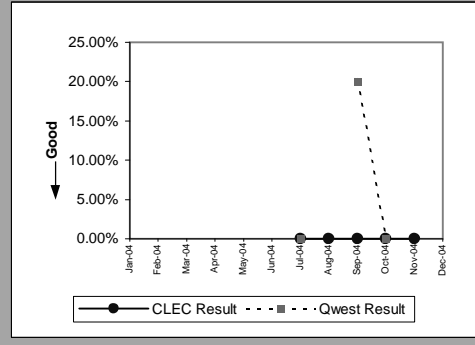
| DS0 (Parity) | | | | | | | | | |
|--------------|----------|------------|-------------|--------------|-----------|-------------|--------------|-----------|------------|
| Date | CLEC Num | CLEC Denom | CLEC Result | CLEC Std Dev | Qwest Num | Qwest Denom | Qwest Result | Mod Z Scr | Parity Scr |
| Jan-04 | | | | | | | | | |
| Feb-04 | | | | | | | | | |
| Mar-04 | | | | | | | | | |
| Apr-04 | | | | | | | | | |
| May-04 | | | | | | | | | |
| Jun-04 | | | | | | | | | |
| Jul-04 | 0 | 1 | 0.00% | 0.00% | 15 | 148 | 10.14% | -0.33 | -1.2 |
| Aug-04 | | | | | | | | | |
| Sep-04 | | | | | | | | | |
| Oct-04 | | | | | | | | | |
| Nov-04 | | | | | | | | | |
| Dec-04 | | | | | | | | | |



| DS1 (Parity) | | | | | | | | | |
|--------------|----------|------------|-------------|--------------|-----------|-------------|--------------|-----------|------------|
| Date | CLEC Num | CLEC Denom | CLEC Result | CLEC Std Dev | Qwest Num | Qwest Denom | Qwest Result | Mod Z Scr | Parity Scr |
| Jan-04 | | | | | | | | | |
| Feb-04 | | | | | | | | | |
| Mar-04 | | | | | | | | | |
| Apr-04 | | | | | | | | | |
| May-04 | | | | | | | | | |
| Jun-04 | | | | | | | | | |
| Jul-04 | | | | | | | | | |
| Aug-04 | 0 | 1 | 0.00% | 0.00% | 24 | 176 | 13.64% | -0.4 | -1.24 |
| Sep-04 | | | | | | | | | |
| Oct-04 | | | | | | | | | |
| Nov-04 | | | | | | | | | |
| Dec-04 | | | | | | | | | |

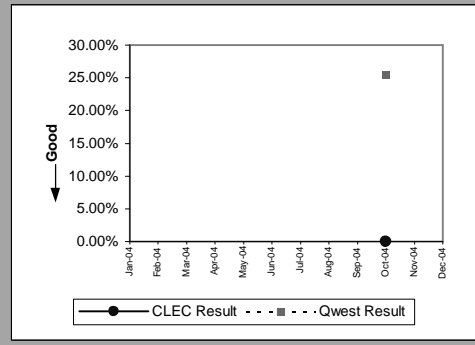


| LIS Trunk (Parity) | | | | | | | | | |
|--------------------|----------|------------|-------------|--------------|-----------|-------------|--------------|-----------|------------|
| Date | CLEC Num | CLEC Denom | CLEC Result | CLEC Std Dev | Qwest Num | Qwest Denom | Qwest Result | Mod Z Scr | Parity Scr |
| Jan-04 | | | | | | | | | |
| Feb-04 | | | | | | | | | |
| Mar-04 | | | | | | | | | |
| Apr-04 | | | | | | | | | |
| May-04 | | | | | | | | | |
| Jun-04 | | | | | | | | | |
| Jul-04 | 0 | 3 | 0.00% | 0.00% | 0 | 1 | 0.00% | N/A | N/A |
| Aug-04 | 0 | 4 | 0.00% | 0.00% | | | | | |
| Sep-04 | 0 | 1 | 0.00% | 0.00% | 1 | 5 | 20.00% | -0.46 | -1.28 |
| Oct-04 | 0 | 1 | 0.00% | 0.00% | 0 | 2 | 0.00% | N/A | N/A |
| Nov-04 | 0 | 5 | 0.00% | 0.00% | | | | | |
| Dec-04 | | | | | | | | | |

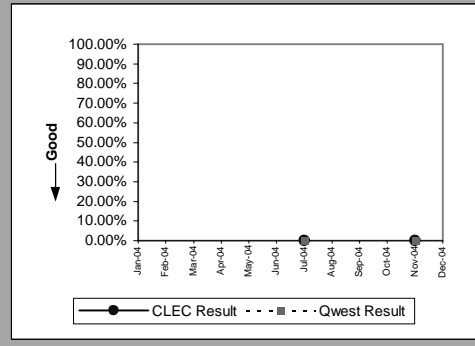


MR-7E - Repair Repeat Report Rate (Percent) - Interval Zone Two

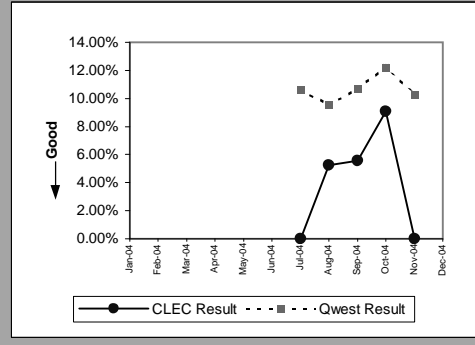
| UDIT DS1) (Parity) | | | | | | | | | |
|--------------------|----------|------------|-------------|--------------|-----------|-------------|--------------|-----------|------------|
| Date | CLEC Num | CLEC Denom | CLEC Result | CLEC Std Dev | Qwest Num | Qwest Denom | Qwest Result | Mod Z Scr | Parity Scr |
| Jan-04 | | | | | | | | | |
| Feb-04 | | | | | | | | | |
| Mar-04 | | | | | | | | | |
| Apr-04 | | | | | | | | | |
| May-04 | | | | | | | | | |
| Jun-04 | | | | | | | | | |
| Jul-04 | | | | | | | | | |
| Aug-04 | | | | | | | | | |
| Sep-04 | | | | | | | | | |
| Oct-04 | 0 | 1 | 0.00% | 0.00% | 37 | 145 | 25.52% | -0.58 | -1.35 |
| Nov-04 | | | | | | | | | |
| Dec-04 | | | | | | | | | |



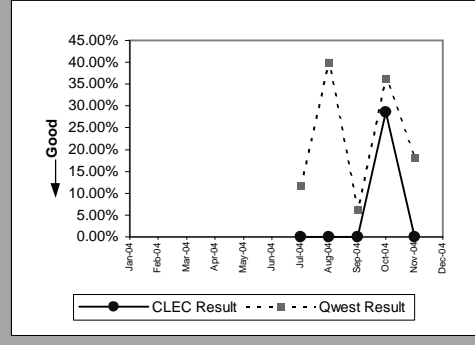
| UDIT Above DS1 Level) (Parity) | | | | | | | | | |
|--------------------------------|----------|------------|-------------|--------------|-----------|-------------|--------------|-----------|------------|
| Date | CLEC Num | CLEC Denom | CLEC Result | CLEC Std Dev | Qwest Num | Qwest Denom | Qwest Result | Mod Z Scr | Parity Scr |
| Jan-04 | | | | | | | | | |
| Feb-04 | | | | | | | | | |
| Mar-04 | | | | | | | | | |
| Apr-04 | | | | | | | | | |
| May-04 | | | | | | | | | |
| Jun-04 | | | | | | | | | |
| Jul-04 | 0 | 1 | 0.00% | 0.00% | 0 | 1 | 0.00% | N/A | N/A |
| Aug-04 | | | | | | | | | |
| Sep-04 | | | | | | | | | |
| Oct-04 | | | | | | | | | |
| Nov-04 | 0 | 1 | 0.00% | 0.00% | 0 | 2 | 0.00% | N/A | N/A |
| Dec-04 | | | | | | | | | |



| Unbundled Loop Analog) (Parity) | | | | | | | | | |
|---------------------------------|----------|------------|-------------|--------------|-----------|-------------|--------------|-----------|------------|
| Date | CLEC Num | CLEC Denom | CLEC Result | CLEC Std Dev | Qwest Num | Qwest Denom | Qwest Result | Mod Z Scr | Parity Scr |
| Jan-04 | | | | | | | | | |
| Feb-04 | | | | | | | | | |
| Mar-04 | | | | | | | | | |
| Apr-04 | | | | | | | | | |
| May-04 | | | | | | | | | |
| Jun-04 | | | | | | | | | |
| Jul-04 | 0 | 19 | 0.00% | 0.00% | 358 | 3376 | 10.60% | -1.5 | -1.91 |
| Aug-04 | 1 | 19 | 5.26% | 22.33% | 411 | 4312 | 9.53% | -0.63 | -1.38 |
| Sep-04 | 1 | 18 | 5.56% | 22.91% | 371 | 3477 | 10.67% | -0.7 | -1.43 |
| Oct-04 | 2 | 22 | 9.09% | 28.75% | 423 | 3456 | 12.24% | -0.45 | -1.27 |
| Nov-04 | 0 | 26 | 0.00% | 0.00% | 335 | 3258 | 10.28% | -1.72 | -2.05 |
| Dec-04 | | | | | | | | | |

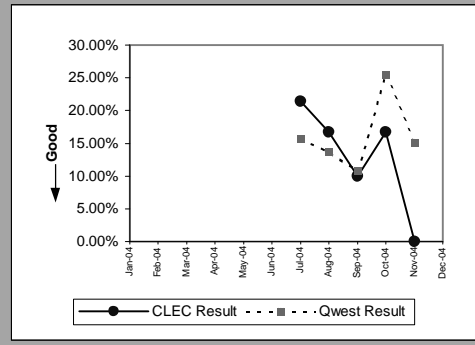


| Unbundled Loop - 2 Wire Non-Loaded) (Parity) | | | | | | | | | |
|--|----------|------------|-------------|--------------|-----------|-------------|--------------|-----------|------------|
| Date | CLEC Num | CLEC Denom | CLEC Result | CLEC Std Dev | Qwest Num | Qwest Denom | Qwest Result | Mod Z Scr | Parity Scr |
| Jan-04 | | | | | | | | | |
| Feb-04 | | | | | | | | | |
| Mar-04 | | | | | | | | | |
| Apr-04 | | | | | | | | | |
| May-04 | | | | | | | | | |
| Jun-04 | | | | | | | | | |
| Jul-04 | 0 | 4 | 0.00% | 0.00% | 2 | 17 | 11.76% | -0.66 | -1.4 |
| Aug-04 | 0 | 4 | 0.00% | 0.00% | 4 | 10 | 40.00% | -1.38 | -1.84 |
| Sep-04 | 0 | 2 | 0.00% | 0.00% | 1 | 16 | 6.25% | -0.34 | -1.21 |
| Oct-04 | 2 | 7 | 28.57% | 45.18% | 4 | 11 | 36.36% | -0.34 | -1.2 |
| Nov-04 | 0 | 6 | 0.00% | 0.00% | 2 | 11 | 18.18% | -0.93 | -1.56 |
| Dec-04 | | | | | | | | | |

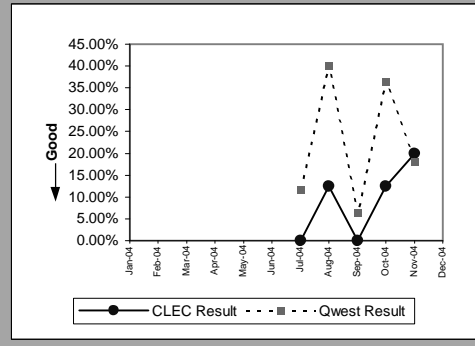


MR-7E - Repair Repeat Report Rate (Percent) - Interval Zone Two

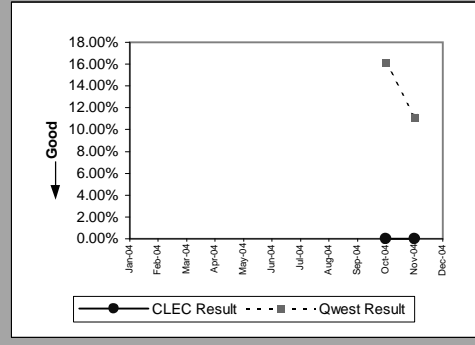
| Unbundled Loop - DS1 Capable (Parity) | | | | | | | | | |
|---------------------------------------|----------|------------|-------------|--------------|-----------|-------------|--------------|-----------|------------|
| Date | CLEC Num | CLEC Denom | CLEC Result | CLEC Std Dev | Qwest Num | Qwest Denom | Qwest Result | Mod Z Scr | Parity Scr |
| Jan-04 | | | | | | | | | |
| Feb-04 | | | | | | | | | |
| Mar-04 | | | | | | | | | |
| Apr-04 | | | | | | | | | |
| May-04 | | | | | | | | | |
| Jun-04 | | | | | | | | | |
| Jul-04 | 3 | 14 | 21.43% | 41.03% | 24 | 153 | 15.69% | 0.56 | -0.66 |
| Aug-04 | 4 | 24 | 16.67% | 37.27% | 24 | 176 | 13.64% | 0.42 | -0.74 |
| Sep-04 | 1 | 10 | 10.00% | 30.00% | 19 | 177 | 10.73% | -0.07 | -1.04 |
| Oct-04 | 2 | 12 | 16.67% | 37.27% | 37 | 145 | 25.52% | -0.68 | -1.41 |
| Nov-04 | 0 | 12 | 0.00% | 0.00% | 21 | 139 | 15.11% | -1.4 | -1.85 |
| Dec-04 | | | | | | | | | |



| Unbundled Loop ISDN Capable (Parity) | | | | | | | | | |
|--------------------------------------|----------|------------|-------------|--------------|-----------|-------------|--------------|-----------|------------|
| Date | CLEC Num | CLEC Denom | CLEC Result | CLEC Std Dev | Qwest Num | Qwest Denom | Qwest Result | Mod Z Scr | Parity Scr |
| Jan-04 | | | | | | | | | |
| Feb-04 | | | | | | | | | |
| Mar-04 | | | | | | | | | |
| Apr-04 | | | | | | | | | |
| May-04 | | | | | | | | | |
| Jun-04 | | | | | | | | | |
| Jul-04 | 0 | 5 | 0.00% | 0.00% | 2 | 17 | 11.76% | -0.72 | -1.44 |
| Aug-04 | 1 | 8 | 12.50% | 33.07% | 4 | 10 | 40.00% | -1.18 | -1.72 |
| Sep-04 | 0 | 7 | 0.00% | 0.00% | 1 | 16 | 6.25% | -0.57 | -1.35 |
| Oct-04 | 1 | 8 | 12.50% | 33.07% | 4 | 11 | 36.36% | -1.07 | -1.65 |
| Nov-04 | 1 | 5 | 20.00% | 40.00% | 2 | 11 | 18.18% | 0 | -1 |
| Dec-04 | | | | | | | | | |

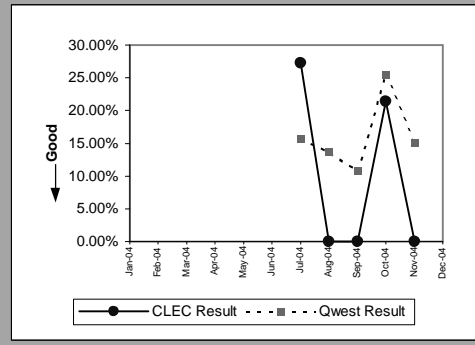


| Qwest DSL (Parity) | | | | | | | | | |
|--------------------|----------|------------|-------------|--------------|-----------|-------------|--------------|-----------|------------|
| Date | CLEC Num | CLEC Denom | CLEC Result | CLEC Std Dev | Qwest Num | Qwest Denom | Qwest Result | Mod Z Scr | Parity Scr |
| Jan-04 | | | | | | | | | |
| Feb-04 | | | | | | | | | |
| Mar-04 | | | | | | | | | |
| Apr-04 | | | | | | | | | |
| May-04 | | | | | | | | | |
| Jun-04 | | | | | | | | | |
| Jul-04 | | | | | | | | | |
| Aug-04 | | | | | | | | | |
| Sep-04 | | | | | | | | | |
| Oct-04 | 0 | 1 | 0.00% | 0.00% | 174 | 1081 | 16.10% | -0.44 | -1.27 |
| Nov-04 | 0 | 1 | 0.00% | 0.00% | 76 | 683 | 11.13% | -0.35 | -1.21 |
| Dec-04 | | | | | | | | | |



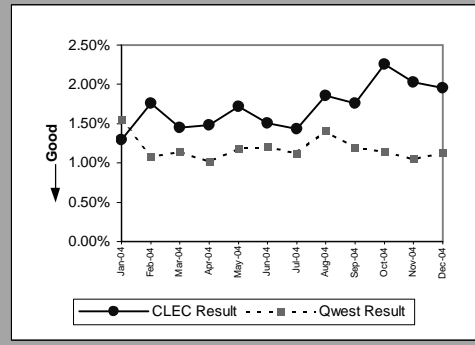
MR-7E - Repair Repeat Report Rate (Percent) - Interval Zone Two

| Enhanced Extended Loops - DS1 Capable (Parity) | | | | | | | | | |
|--|----------|------------|-------------|--------------|-----------|-------------|--------------|-----------|------------|
| Date | CLEC Num | CLEC Denom | CLEC Result | CLEC Std Dev | Qwest Num | Qwest Denom | Qwest Result | Mod Z Scr | Parity Scr |
| Jan-04 | | | | | | | | | |
| Feb-04 | | | | | | | | | |
| Mar-04 | | | | | | | | | |
| Apr-04 | | | | | | | | | |
| May-04 | | | | | | | | | |
| Jun-04 | | | | | | | | | |
| Jul-04 | 3 | 11 | 27.27% | 44.54% | 24 | 153 | 15.69% | 0.95 | -0.42 |
| Aug-04 | 0 | 15 | 0.00% | 0.00% | 24 | 176 | 13.64% | -1.48 | -1.9 |
| Sep-04 | 0 | 12 | 0.00% | 0.00% | 19 | 177 | 10.73% | -1.16 | -1.71 |
| Oct-04 | 3 | 14 | 21.43% | 41.03% | 37 | 145 | 25.52% | -0.34 | -1.2 |
| Nov-04 | 0 | 7 | 0.00% | 0.00% | 21 | 139 | 15.11% | -1.09 | -1.66 |
| Dec-04 | | | | | | | | | |

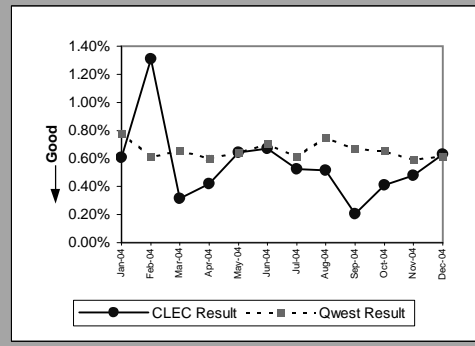


MR-8 - Trouble Rate (Percent)

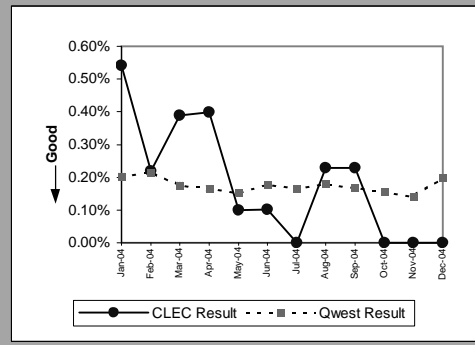
| Residence (Parity) | | | | | | | | | |
|--------------------|----------|------------|-------------|--------------|-----------|-------------|--------------|-----------|------------|
| Date | CLEC Num | CLEC Denom | CLEC Result | CLEC Std Dev | Qwest Num | Qwest Denom | Qwest Result | Mod Z Scr | Parity Scr |
| Jan-04 | 140 | 10828 | 1.29% | 11.30% | 23897 | 1543683 | 1.55% | -2.14 | -2.3 |
| Feb-04 | 76 | 4316 | 1.76% | 13.15% | 16642 | 1540877 | 1.08% | 4.32 | 1.63 |
| Mar-04 | 56 | 3854 | 1.45% | 11.97% | 17635 | 1533992 | 1.15% | 1.76 | 0.07 |
| Apr-04 | 52 | 3506 | 1.48% | 12.09% | 15460 | 1521342 | 1.02% | 2.75 | 0.67 |
| May-04 | 60 | 3490 | 1.72% | 13.00% | 17789 | 1502024 | 1.18% | 2.92 | 0.77 |
| Jun-04 | 52 | 3453 | 1.51% | 12.18% | 17988 | 1488475 | 1.21% | 1.6 | -0.03 |
| Jul-04 | 47 | 3275 | 1.44% | 11.89% | 16552 | 1477465 | 1.12% | 1.71 | 0.04 |
| Aug-04 | 61 | 3288 | 1.86% | 13.49% | 20779 | 1471647 | 1.41% | 2.15 | 0.31 |
| Sep-04 | 54 | 3068 | 1.76% | 13.15% | 17553 | 1467110 | 1.20% | 2.87 | 0.74 |
| Oct-04 | 71 | 3144 | 2.26% | 14.86% | 16796 | 1466548 | 1.15% | 5.86 | 2.56 |
| Nov-04 | 65 | 3201 | 2.03% | 14.10% | 15333 | 1462075 | 1.05% | 5.45 | 2.31 |
| Dec-04 | 61 | 3118 | 1.96% | 13.85% | 16492 | 1457906 | 1.13% | 4.35 | 1.65 |



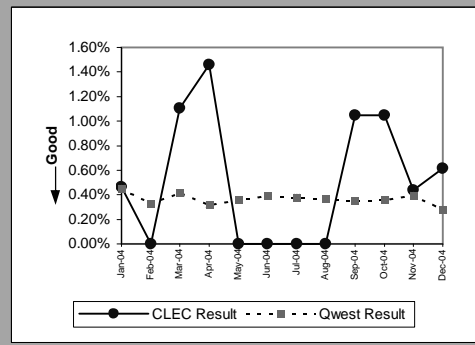
| Business (Parity) | | | | | | | | | |
|-------------------|----------|------------|-------------|--------------|-----------|-------------|--------------|-----------|------------|
| Date | CLEC Num | CLEC Denom | CLEC Result | CLEC Std Dev | Qwest Num | Qwest Denom | Qwest Result | Mod Z Scr | Parity Scr |
| Jan-04 | 113 | 18667 | 0.61% | 7.76% | 2508 | 322144 | 0.78% | -2.62 | -2.59 |
| Feb-04 | 53 | 4044 | 1.31% | 11.37% | 1970 | 322022 | 0.61% | 5.66 | 2.44 |
| Mar-04 | 13 | 4138 | 0.31% | 5.60% | 2118 | 321614 | 0.66% | -2.72 | -2.65 |
| Apr-04 | 15 | 3592 | 0.42% | 6.45% | 1937 | 322080 | 0.60% | -1.42 | -1.86 |
| May-04 | 23 | 3586 | 0.64% | 7.98% | 2045 | 321391 | 0.64% | 0.04 | -0.98 |
| Jun-04 | 24 | 3585 | 0.67% | 8.15% | 2275 | 322149 | 0.71% | -0.26 | -1.16 |
| Jul-04 | 18 | 3440 | 0.52% | 7.21% | 1966 | 321834 | 0.61% | -0.66 | -1.4 |
| Aug-04 | 18 | 3488 | 0.52% | 7.17% | 2405 | 321276 | 0.75% | -1.58 | -1.96 |
| Sep-04 | 7 | 3434 | 0.20% | 4.51% | 2160 | 321346 | 0.67% | -3.34 | -3.03 |
| Oct-04 | 14 | 3400 | 0.41% | 6.40% | 2103 | 321993 | 0.65% | -1.74 | -2.06 |
| Nov-04 | 20 | 4193 | 0.48% | 6.89% | 1908 | 321417 | 0.59% | -0.98 | -1.59 |
| Dec-04 | 27 | 4276 | 0.63% | 7.92% | 1980 | 321192 | 0.62% | 0.12 | -0.92 |



| Centrex (Parity) | | | | | | | | | |
|------------------|----------|------------|-------------|--------------|-----------|-------------|--------------|-----------|------------|
| Date | CLEC Num | CLEC Denom | CLEC Result | CLEC Std Dev | Qwest Num | Qwest Denom | Qwest Result | Mod Z Scr | Parity Scr |
| Jan-04 | 5 | 925 | 0.54% | 7.33% | 163 | 80141 | 0.20% | 2.26 | 0.38 |
| Feb-04 | 2 | 917 | 0.22% | 4.67% | 174 | 80843 | 0.22% | 0.02 | -0.99 |
| Mar-04 | 4 | 1030 | 0.39% | 6.22% | 141 | 80366 | 0.18% | 1.62 | -0.01 |
| Apr-04 | 4 | 1003 | 0.40% | 6.30% | 132 | 79550 | 0.17% | 1.8 | 0.09 |
| May-04 | 1 | 998 | 0.10% | 3.16% | 121 | 79212 | 0.15% | -0.42 | -1.26 |
| Jun-04 | 1 | 988 | 0.10% | 3.18% | 141 | 78918 | 0.18% | -0.57 | -1.35 |
| Jul-04 | 0 | 889 | 0.00% | 0.00% | 129 | 77916 | 0.17% | -1.21 | -1.73 |
| Aug-04 | 2 | 876 | 0.23% | 4.77% | 139 | 77362 | 0.18% | 0.34 | -0.79 |
| Sep-04 | 2 | 872 | 0.23% | 4.78% | 127 | 75933 | 0.17% | 0.45 | -0.73 |
| Oct-04 | 0 | 849 | 0.00% | 0.00% | 117 | 75295 | 0.16% | -1.14 | -1.69 |
| Nov-04 | 0 | 849 | 0.00% | 0.00% | 106 | 74926 | 0.14% | -1.09 | -1.66 |
| Dec-04 | 0 | 464 | 0.00% | 0.00% | 149 | 74529 | 0.20% | -0.96 | -1.58 |

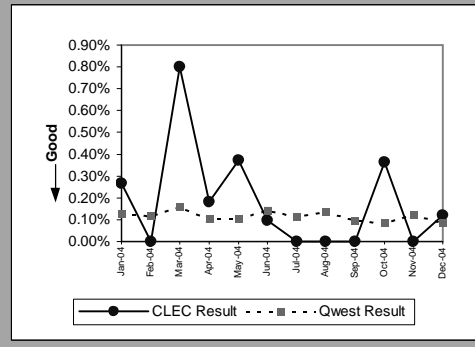


| Centrex 21 (Parity) | | | | | | | | | |
|---------------------|----------|------------|-------------|--------------|-----------|-------------|--------------|-----------|------------|
| Date | CLEC Num | CLEC Denom | CLEC Result | CLEC Std Dev | Qwest Num | Qwest Denom | Qwest Result | Mod Z Scr | Parity Scr |
| Jan-04 | 2 | 432 | 0.46% | 6.79% | 268 | 58828 | 0.46% | 0.11 | -0.93 |
| Feb-04 | 0 | 137 | 0.00% | 0.00% | 190 | 57572 | 0.33% | -0.67 | -1.41 |
| Mar-04 | 2 | 181 | 1.11% | 10.45% | 238 | 56982 | 0.42% | 1.24 | -0.24 |
| Apr-04 | 2 | 137 | 1.46% | 11.99% | 180 | 56160 | 0.32% | 1.75 | 0.06 |
| May-04 | 0 | 207 | 0.00% | 0.00% | 200 | 55800 | 0.36% | -0.86 | -1.52 |
| Jun-04 | 0 | 233 | 0.00% | 0.00% | 217 | 55441 | 0.39% | -0.95 | -1.58 |
| Jul-04 | 0 | 259 | 0.00% | 0.00% | 208 | 54905 | 0.38% | -0.99 | -1.6 |
| Aug-04 | 0 | 247 | 0.00% | 0.00% | 198 | 54640 | 0.36% | -0.95 | -1.57 |
| Sep-04 | 3 | 287 | 1.05% | 10.17% | 190 | 54032 | 0.35% | 1.65 | 0 |
| Oct-04 | 3 | 287 | 1.05% | 10.17% | 193 | 53468 | 0.36% | 1.62 | -0.02 |
| Nov-04 | 2 | 457 | 0.44% | 6.60% | 210 | 52821 | 0.40% | 0.22 | -0.87 |
| Dec-04 | 3 | 488 | 0.61% | 7.82% | 147 | 52175 | 0.28% | 1.26 | -0.24 |

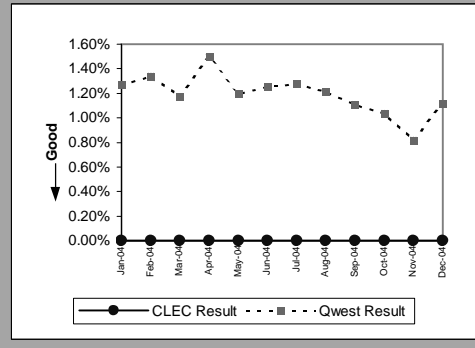


MR-8 - Trouble Rate (Percent)

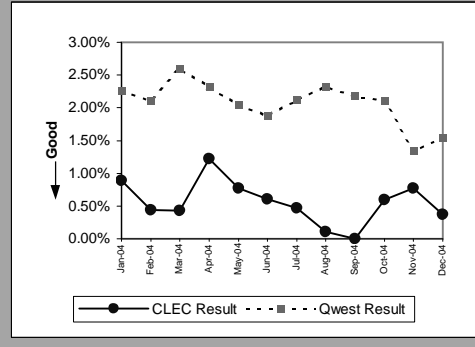
| PBX (Parity) | | | | | | | | | |
|--------------|----------|------------|-------------|--------------|-----------|-------------|--------------|-----------|------------|
| Date | CLEC Num | CLEC Denom | CLEC Result | CLEC Std Dev | Qwest Num | Qwest Denom | Qwest Result | Mod Z Scr | Parity Scr |
| Jan-04 | 3 | 1122 | 0.27% | 5.16% | 95 | 74011 | 0.13% | 1.29 | -0.22 |
| Feb-04 | 0 | 1084 | 0.00% | 0.00% | 86 | 72836 | 0.12% | -1.12 | -1.68 |
| Mar-04 | 9 | 1123 | 0.80% | 8.92% | 114 | 71791 | 0.16% | 5.37 | 2.26 |
| Apr-04 | 2 | 1102 | 0.18% | 4.26% | 72 | 70772 | 0.10% | 0.82 | -0.5 |
| May-04 | 4 | 1073 | 0.37% | 6.09% | 74 | 70168 | 0.11% | 2.68 | 0.63 |
| Jun-04 | 1 | 1044 | 0.10% | 3.09% | 99 | 69488 | 0.14% | -0.4 | -1.24 |
| Jul-04 | 0 | 976 | 0.00% | 0.00% | 78 | 68611 | 0.11% | -1.05 | -1.64 |
| Aug-04 | 0 | 868 | 0.00% | 0.00% | 94 | 67758 | 0.14% | -1.09 | -1.66 |
| Sep-04 | 0 | 841 | 0.00% | 0.00% | 65 | 66800 | 0.10% | -0.9 | -1.55 |
| Oct-04 | 3 | 824 | 0.36% | 6.02% | 56 | 66264 | 0.08% | 2.74 | 0.67 |
| Nov-04 | 0 | 830 | 0.00% | 0.00% | 80 | 65671 | 0.12% | -1 | -1.61 |
| Dec-04 | 1 | 823 | 0.12% | 3.48% | 56 | 65521 | 0.09% | 0.35 | -0.79 |



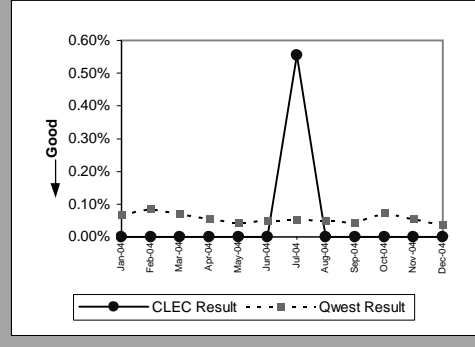
| Basic Rate ISDN (Parity) | | | | | | | | | |
|--------------------------|----------|------------|-------------|--------------|-----------|-------------|--------------|-----------|------------|
| Date | CLEC Num | CLEC Denom | CLEC Result | CLEC Std Dev | Qwest Num | Qwest Denom | Qwest Result | Mod Z Scr | Parity Scr |
| Jan-04 | 0 | 19 | 0.00% | 0.00% | 127 | 10036 | 1.27% | -0.49 | -1.3 |
| Feb-04 | 0 | 19 | 0.00% | 0.00% | 133 | 9925 | 1.34% | -0.51 | -1.31 |
| Mar-04 | 0 | 19 | 0.00% | 0.00% | 116 | 9894 | 1.17% | -0.47 | -1.29 |
| Apr-04 | 0 | 19 | 0.00% | 0.00% | 148 | 9902 | 1.49% | -0.54 | -1.33 |
| May-04 | 0 | 20 | 0.00% | 0.00% | 117 | 9790 | 1.20% | -0.49 | -1.3 |
| Jun-04 | 0 | 19 | 0.00% | 0.00% | 122 | 9709 | 1.26% | -0.49 | -1.3 |
| Jul-04 | 0 | 19 | 0.00% | 0.00% | 123 | 9644 | 1.28% | -0.49 | -1.3 |
| Aug-04 | 0 | 19 | 0.00% | 0.00% | 116 | 9533 | 1.22% | -0.48 | -1.29 |
| Sep-04 | 0 | 16 | 0.00% | 0.00% | 104 | 9367 | 1.11% | -0.42 | -1.26 |
| Oct-04 | 0 | 14 | 0.00% | 0.00% | 96 | 9266 | 1.04% | -0.38 | -1.23 |
| Nov-04 | 0 | 12 | 0.00% | 0.00% | 73 | 8912 | 0.82% | -0.31 | -1.19 |
| Dec-04 | 0 | 12 | 0.00% | 0.00% | 98 | 8804 | 1.11% | -0.37 | -1.22 |



| Qwest DSL (Parity) | | | | | | | | | |
|--------------------|----------|------------|-------------|--------------|-----------|-------------|--------------|-----------|------------|
| Date | CLEC Num | CLEC Denom | CLEC Result | CLEC Std Dev | Qwest Num | Qwest Denom | Qwest Result | Mod Z Scr | Parity Scr |
| Jan-04 | 6 | 673 | 0.89% | 9.40% | 2592 | 114813 | 2.26% | -2.38 | -2.45 |
| Feb-04 | 3 | 675 | 0.44% | 6.65% | 2756 | 130406 | 2.11% | -3.01 | -2.83 |
| Mar-04 | 3 | 696 | 0.43% | 6.55% | 3529 | 135863 | 2.60% | -3.58 | -3.18 |
| Apr-04 | 9 | 735 | 1.22% | 11.00% | 3299 | 142547 | 2.31% | -1.96 | -2.19 |
| May-04 | 6 | 775 | 0.77% | 8.76% | 3001 | 147081 | 2.04% | -2.49 | -2.51 |
| Jun-04 | 5 | 822 | 0.61% | 7.78% | 2855 | 152160 | 1.88% | -2.67 | -2.62 |
| Jul-04 | 4 | 850 | 0.47% | 6.84% | 3294 | 155231 | 2.12% | -3.33 | -3.03 |
| Aug-04 | 1 | 933 | 0.11% | 3.27% | 3668 | 158014 | 2.32% | -4.48 | -3.72 |
| Sep-04 | 0 | 971 | 0.00% | 0.00% | 3498 | 160818 | 2.18% | -4.63 | -3.82 |
| Oct-04 | 6 | 1014 | 0.59% | 7.67% | 3490 | 165080 | 2.11% | -3.36 | -3.04 |
| Nov-04 | 8 | 1042 | 0.77% | 8.73% | 2255 | 168218 | 1.34% | -1.6 | -1.97 |
| Dec-04 | 4 | 1076 | 0.37% | 6.09% | 2651 | 171424 | 1.55% | -3.11 | -2.89 |

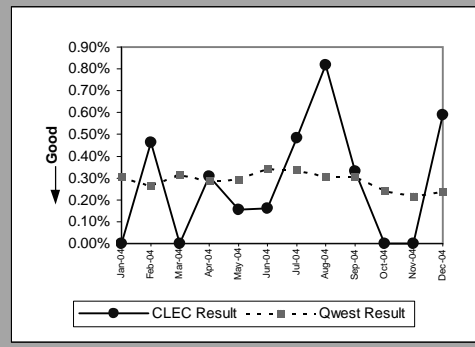


| ISDN Primary (Parity) | | | | | | | | | |
|-----------------------|----------|------------|-------------|--------------|-----------|-------------|--------------|-----------|------------|
| Date | CLEC Num | CLEC Denom | CLEC Result | CLEC Std Dev | Qwest Num | Qwest Denom | Qwest Result | Mod Z Scr | Parity Scr |
| Jan-04 | 0 | 284 | 0.00% | 0.00% | 33 | 48769 | 0.07% | -0.44 | -1.27 |
| Feb-04 | 0 | 284 | 0.00% | 0.00% | 43 | 50197 | 0.09% | -0.49 | -1.3 |
| Mar-04 | 0 | 236 | 0.00% | 0.00% | 36 | 51255 | 0.07% | -0.41 | -1.25 |
| Apr-04 | 0 | 190 | 0.00% | 0.00% | 29 | 52070 | 0.06% | -0.32 | -1.2 |
| May-04 | 0 | 190 | 0.00% | 0.00% | 22 | 50954 | 0.04% | -0.29 | -1.17 |
| Jun-04 | 0 | 214 | 0.00% | 0.00% | 26 | 51082 | 0.05% | -0.33 | -1.2 |
| Jul-04 | 1 | 180 | 0.56% | 7.43% | 27 | 51603 | 0.05% | 1.67 | 0.02 |
| Aug-04 | 0 | 156 | 0.00% | 0.00% | 27 | 53164 | 0.05% | -0.28 | -1.17 |
| Sep-04 | 0 | 157 | 0.00% | 0.00% | 23 | 54362 | 0.04% | -0.26 | -1.16 |
| Oct-04 | 0 | 133 | 0.00% | 0.00% | 41 | 55178 | 0.07% | -0.31 | -1.19 |
| Nov-04 | 0 | 120 | 0.00% | 0.00% | 30 | 55571 | 0.05% | -0.25 | -1.15 |
| Dec-04 | 0 | 120 | 0.00% | 0.00% | 21 | 55929 | 0.04% | -0.21 | -1.13 |

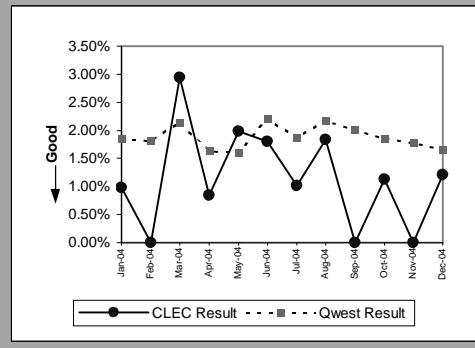


MR-8 - Trouble Rate (Percent)

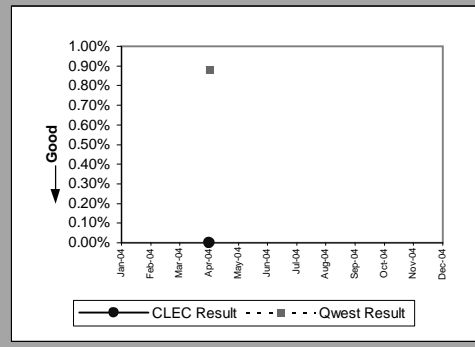
| DS0 (Parity) | | | | | | | | | |
|--------------|----------|------------|-------------|--------------|-----------|-------------|--------------|-----------|------------|
| Date | CLEC Num | CLEC Denom | CLEC Result | CLEC Std Dev | Qwest Num | Qwest Denom | Qwest Result | Mod Z Scr | Parity Scr |
| Jan-04 | 0 | 646 | 0.00% | 0.00% | 315 | 103236 | 0.31% | -1.4 | -1.85 |
| Feb-04 | 3 | 647 | 0.46% | 6.79% | 272 | 103412 | 0.26% | 0.99 | -0.4 |
| Mar-04 | 0 | 648 | 0.00% | 0.00% | 319 | 100833 | 0.32% | -1.43 | -1.87 |
| Apr-04 | 2 | 648 | 0.31% | 5.55% | 290 | 100690 | 0.29% | 0.1 | -0.94 |
| May-04 | 1 | 641 | 0.16% | 3.95% | 301 | 102282 | 0.29% | -0.64 | -1.39 |
| Jun-04 | 1 | 620 | 0.16% | 4.01% | 355 | 103111 | 0.34% | -0.78 | -1.47 |
| Jul-04 | 3 | 622 | 0.48% | 6.93% | 352 | 104131 | 0.34% | 0.62 | -0.62 |
| Aug-04 | 5 | 612 | 0.82% | 9.00% | 320 | 104336 | 0.31% | 2.28 | 0.38 |
| Sep-04 | 2 | 604 | 0.33% | 5.74% | 319 | 103807 | 0.31% | 0.11 | -0.94 |
| Oct-04 | 0 | 528 | 0.00% | 0.00% | 258 | 106265 | 0.24% | -1.13 | -1.69 |
| Nov-04 | 0 | 513 | 0.00% | 0.00% | 235 | 107647 | 0.22% | -1.06 | -1.64 |
| Dec-04 | 3 | 509 | 0.59% | 7.65% | 259 | 109398 | 0.24% | 1.63 | -0.01 |



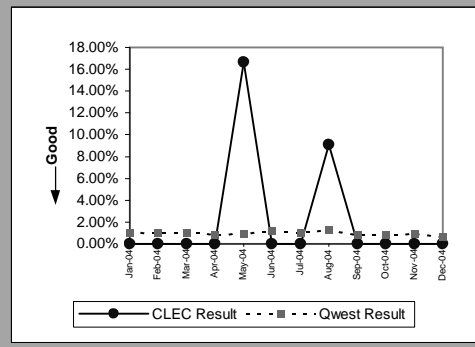
| DS1 (Parity) | | | | | | | | | |
|--------------|----------|------------|-------------|--------------|-----------|-------------|--------------|-----------|------------|
| Date | CLEC Num | CLEC Denom | CLEC Result | CLEC Std Dev | Qwest Num | Qwest Denom | Qwest Result | Mod Z Scr | Parity Scr |
| Jan-04 | 1 | 102 | 0.98% | 9.85% | 307 | 16560 | 1.85% | -0.65 | -1.4 |
| Feb-04 | 0 | 103 | 0.00% | 0.00% | 299 | 16477 | 1.81% | -1.38 | -1.84 |
| Mar-04 | 3 | 102 | 2.94% | 16.90% | 349 | 16303 | 2.14% | 0.6 | -0.64 |
| Apr-04 | 1 | 118 | 0.85% | 9.17% | 267 | 16326 | 1.64% | -0.67 | -1.41 |
| May-04 | 2 | 101 | 1.98% | 13.93% | 261 | 16217 | 1.61% | 0.37 | -0.78 |
| Jun-04 | 2 | 111 | 1.80% | 13.30% | 352 | 16037 | 2.19% | -0.28 | -1.17 |
| Jul-04 | 1 | 99 | 1.01% | 10.00% | 299 | 15982 | 1.87% | -0.63 | -1.38 |
| Aug-04 | 2 | 109 | 1.83% | 13.42% | 347 | 15941 | 2.18% | -0.24 | -1.15 |
| Sep-04 | 0 | 113 | 0.00% | 0.00% | 318 | 15888 | 2.00% | -1.51 | -1.92 |
| Oct-04 | 1 | 89 | 1.12% | 10.54% | 296 | 15921 | 1.86% | -0.51 | -1.31 |
| Nov-04 | 0 | 86 | 0.00% | 0.00% | 283 | 15863 | 1.78% | -1.25 | -1.76 |
| Dec-04 | 1 | 83 | 1.20% | 10.91% | 265 | 15877 | 1.67% | -0.33 | -1.2 |



| DS3 (Parity) | | | | | | | | | |
|--------------|----------|------------|-------------|--------------|-----------|-------------|--------------|-----------|------------|
| Date | CLEC Num | CLEC Denom | CLEC Result | CLEC Std Dev | Qwest Num | Qwest Denom | Qwest Result | Mod Z Scr | Parity Scr |
| Jan-04 | | | | | | | | | |
| Feb-04 | | | | | | | | | |
| Mar-04 | | | | | | | | | |
| Apr-04 | 0 | 1 | 0.00% | 0.00% | 10 | 1133 | 0.88% | -0.09 | -1.06 |
| May-04 | | | | | | | | | |
| Jun-04 | | | | | | | | | |
| Jul-04 | | | | | | | | | |
| Aug-04 | | | | | | | | | |
| Sep-04 | | | | | | | | | |
| Oct-04 | | | | | | | | | |
| Nov-04 | | | | | | | | | |
| Dec-04 | | | | | | | | | |

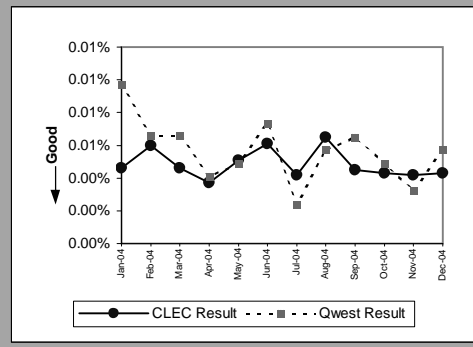


| Frame Relay (Parity) | | | | | | | | | |
|----------------------|----------|------------|-------------|--------------|-----------|-------------|--------------|-----------|------------|
| Date | CLEC Num | CLEC Denom | CLEC Result | CLEC Std Dev | Qwest Num | Qwest Denom | Qwest Result | Mod Z Scr | Parity Scr |
| Jan-04 | 0 | 5 | 0.00% | 0.00% | 95 | 8820 | 1.08% | -0.23 | -1.14 |
| Feb-04 | 0 | 10 | 0.00% | 0.00% | 86 | 8654 | 0.99% | -0.32 | -1.19 |
| Mar-04 | 0 | 12 | 0.00% | 0.00% | 92 | 8531 | 1.08% | -0.36 | -1.22 |
| Apr-04 | 0 | 12 | 0.00% | 0.00% | 76 | 8442 | 0.90% | -0.33 | -1.2 |
| May-04 | 2 | 12 | 16.67% | 37.27% | 78 | 8356 | 0.93% | 2.79 | 0.7 |
| Jun-04 | 0 | 11 | 0.00% | 0.00% | 95 | 8300 | 1.14% | -0.36 | -1.22 |
| Jul-04 | 0 | 11 | 0.00% | 0.00% | 85 | 8229 | 1.03% | -0.34 | -1.21 |
| Aug-04 | 1 | 11 | 9.09% | 28.75% | 103 | 8118 | 1.27% | 1.48 | -0.1 |
| Sep-04 | 0 | 11 | 0.00% | 0.00% | 67 | 7907 | 0.85% | -0.31 | -1.19 |
| Oct-04 | 0 | 12 | 0.00% | 0.00% | 63 | 7805 | 0.81% | -0.31 | -1.19 |
| Nov-04 | 0 | 13 | 0.00% | 0.00% | 74 | 7689 | 0.96% | -0.36 | -1.22 |
| Dec-04 | 0 | 14 | 0.00% | 0.00% | 49 | 7634 | 0.64% | -0.3 | -1.18 |

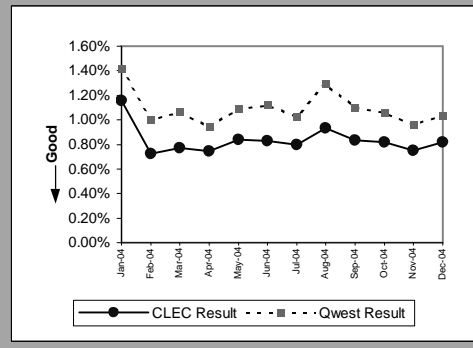


MR-8 - Trouble Rate (Percent)

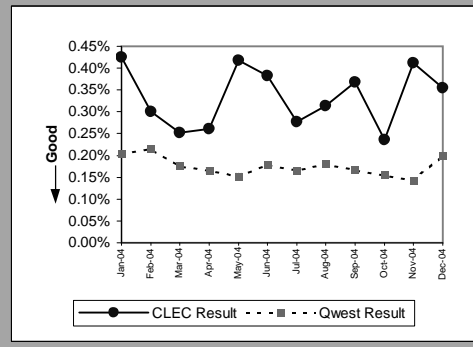
| LIS Trunk (Parity) | | | | | | | | | |
|--------------------|----------|------------|-------------|--------------|-----------|-------------|--------------|-----------|------------|
| Date | CLEC Num | CLEC Denom | CLEC Result | CLEC Std Dev | Qwest Num | Qwest Denom | Qwest Result | Mod Z Scr | Parity Scr |
| Jan-04 | 10 | 216530 | 0.00% | 0.68% | 12 | 123933 | 0.01% | -1.44 | -1.88 |
| Feb-04 | 13 | 217467 | 0.01% | 0.77% | 8 | 121325 | 0.01% | -0.21 | -1.13 |
| Mar-04 | 10 | 217755 | 0.00% | 0.68% | 8 | 121613 | 0.01% | -0.68 | -1.42 |
| Apr-04 | 8 | 216363 | 0.00% | 0.61% | 5 | 121037 | 0.00% | -0.19 | -1.11 |
| May-04 | 11 | 215091 | 0.01% | 0.72% | 6 | 123050 | 0.00% | 0.1 | -0.94 |
| Jun-04 | 13 | 213411 | 0.01% | 0.78% | 9 | 124102 | 0.01% | -0.38 | -1.23 |
| Jul-04 | 9 | 212259 | 0.00% | 0.65% | 3 | 123646 | 0.00% | 1.03 | -0.37 |
| Aug-04 | 13 | 199730 | 0.01% | 0.81% | 7 | 123485 | 0.01% | 0.31 | -0.81 |
| Sep-04 | 9 | 198768 | 0.00% | 0.67% | 8 | 123917 | 0.01% | -0.66 | -1.4 |
| Oct-04 | 8 | 186784 | 0.00% | 0.65% | 6 | 123197 | 0.00% | -0.23 | -1.14 |
| Nov-04 | 8 | 188752 | 0.00% | 0.65% | 4 | 123982 | 0.00% | 0.49 | -0.7 |
| Dec-04 | 8 | 187744 | 0.00% | 0.65% | 7 | 122344 | 0.01% | -0.53 | -1.32 |



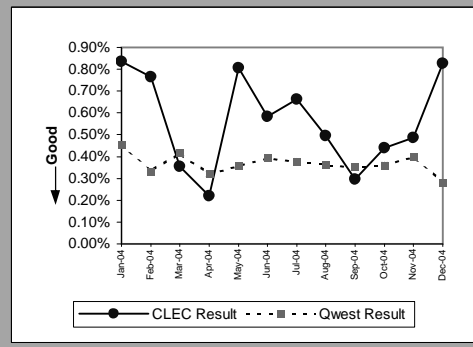
| UNE - P (POTS) (Parity) | | | | | | | | | |
|-------------------------|----------|------------|-------------|--------------|-----------|-------------|--------------|-----------|------------|
| Date | CLEC Num | CLEC Denom | CLEC Result | CLEC Std Dev | Qwest Num | Qwest Denom | Qwest Result | Mod Z Scr | Parity Scr |
| Jan-04 | 889 | 76770 | 1.16% | 10.70% | 26405 | 1865827 | 1.42% | -5.91 | -4.59 |
| Feb-04 | 741 | 102043 | 0.73% | 8.49% | 18612 | 1862899 | 1.00% | -8.54 | -6.19 |
| Mar-04 | 835 | 108396 | 0.77% | 8.74% | 19753 | 1855606 | 1.06% | -9.17 | -6.58 |
| Apr-04 | 875 | 117809 | 0.74% | 8.59% | 17397 | 1843422 | 0.94% | -6.92 | -5.21 |
| May-04 | 1105 | 132003 | 0.84% | 9.11% | 19834 | 1823415 | 1.09% | -8.48 | -6.15 |
| Jun-04 | 1162 | 140240 | 0.83% | 9.06% | 20263 | 1810624 | 1.12% | -9.96 | -7.06 |
| Jul-04 | 1151 | 144291 | 0.80% | 8.90% | 18518 | 1799299 | 1.03% | -8.38 | -6.1 |
| Aug-04 | 937 | 100685 | 0.93% | 9.60% | 23184 | 1792923 | 1.29% | -9.91 | -7.02 |
| Sep-04 | 820 | 98624 | 0.83% | 9.08% | 19713 | 1788456 | 1.10% | -7.93 | -5.82 |
| Oct-04 | 801 | 97753 | 0.82% | 9.02% | 18899 | 1788541 | 1.06% | -7.06 | -5.29 |
| Nov-04 | 714 | 95164 | 0.75% | 8.63% | 17241 | 1783492 | 0.97% | -6.65 | -5.04 |
| Dec-04 | 770 | 94278 | 0.82% | 9.00% | 18472 | 1779098 | 1.04% | -6.54 | -4.98 |



| UNE P (Centrex) (Parity) | | | | | | | | | |
|--------------------------|----------|------------|-------------|--------------|-----------|-------------|--------------|-----------|------------|
| Date | CLEC Num | CLEC Denom | CLEC Result | CLEC Std Dev | Qwest Num | Qwest Denom | Qwest Result | Mod Z Scr | Parity Scr |
| Jan-04 | 33 | 7754 | 0.43% | 6.51% | 163 | 80141 | 0.20% | 4.15 | 1.52 |
| Feb-04 | 23 | 7643 | 0.30% | 5.48% | 174 | 80843 | 0.22% | 1.55 | -0.06 |
| Mar-04 | 19 | 7533 | 0.25% | 5.02% | 141 | 80366 | 0.18% | 1.52 | -0.07 |
| Apr-04 | 19 | 7265 | 0.26% | 5.11% | 132 | 79550 | 0.17% | 1.92 | 0.17 |
| May-04 | 30 | 7178 | 0.42% | 6.45% | 121 | 79212 | 0.15% | 5.51 | 2.35 |
| Jun-04 | 27 | 7063 | 0.38% | 6.17% | 141 | 78918 | 0.18% | 3.88 | 1.36 |
| Jul-04 | 19 | 6850 | 0.28% | 5.26% | 129 | 77916 | 0.17% | 2.18 | 0.33 |
| Aug-04 | 21 | 6707 | 0.31% | 5.59% | 139 | 77362 | 0.18% | 2.48 | 0.5 |
| Sep-04 | 24 | 6535 | 0.37% | 6.05% | 127 | 75933 | 0.17% | 3.8 | 1.31 |
| Oct-04 | 15 | 6372 | 0.24% | 4.85% | 117 | 75295 | 0.16% | 1.56 | -0.05 |
| Nov-04 | 25 | 6075 | 0.41% | 6.40% | 106 | 74926 | 0.14% | 5.39 | 2.27 |
| Dec-04 | 21 | 5919 | 0.35% | 5.95% | 149 | 74529 | 0.20% | 2.57 | 0.56 |

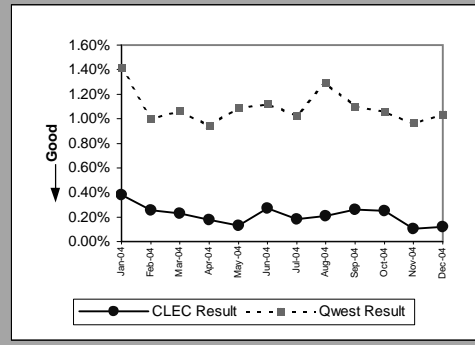


| UNE P (Centrex 21) (Parity) | | | | | | | | | |
|-----------------------------|----------|------------|-------------|--------------|-----------|-------------|--------------|-----------|------------|
| Date | CLEC Num | CLEC Denom | CLEC Result | CLEC Std Dev | Qwest Num | Qwest Denom | Qwest Result | Mod Z Scr | Parity Scr |
| Jan-04 | 15 | 1793 | 0.84% | 9.11% | 268 | 58828 | 0.46% | 2.36 | 0.43 |
| Feb-04 | 11 | 1436 | 0.77% | 8.72% | 190 | 57572 | 0.33% | 2.85 | 0.73 |
| Mar-04 | 5 | 1404 | 0.36% | 5.96% | 238 | 56982 | 0.42% | -0.35 | -1.21 |
| Apr-04 | 3 | 1361 | 0.22% | 4.69% | 180 | 56160 | 0.32% | -0.65 | -1.39 |
| May-04 | 11 | 1364 | 0.81% | 8.94% | 200 | 55800 | 0.36% | 2.74 | 0.66 |
| Jun-04 | 8 | 1374 | 0.58% | 7.61% | 217 | 55441 | 0.39% | 1.12 | -0.32 |
| Jul-04 | 9 | 1358 | 0.66% | 8.11% | 208 | 54905 | 0.38% | 1.68 | 0.02 |
| Aug-04 | 7 | 1409 | 0.50% | 7.03% | 198 | 54640 | 0.36% | 0.83 | -0.5 |
| Sep-04 | 4 | 1355 | 0.30% | 5.43% | 190 | 54032 | 0.35% | -0.35 | -1.21 |
| Oct-04 | 6 | 1362 | 0.44% | 6.62% | 193 | 53468 | 0.36% | 0.48 | -0.71 |
| Nov-04 | 6 | 1232 | 0.49% | 6.96% | 210 | 52821 | 0.40% | 0.49 | -0.7 |
| Dec-04 | 10 | 1211 | 0.83% | 9.05% | 147 | 52175 | 0.28% | 3.53 | 1.15 |

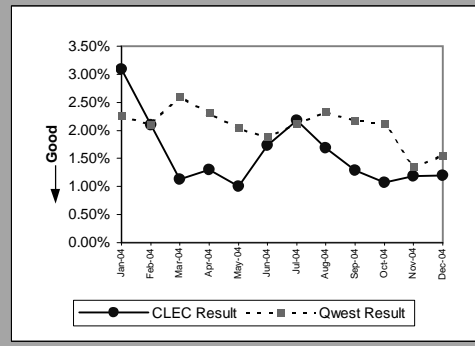


MR-8 - Trouble Rate (Percent)

| Line Sharing (Parity) | | | | | | | | | |
|-----------------------|----------|------------|-------------|--------------|-----------|-------------|--------------|-----------|------------|
| Date | CLEC Num | CLEC Denom | CLEC Result | CLEC Std Dev | Qwest Num | Qwest Denom | Qwest Result | Mod Z Scr | Parity Scr |
| Jan-04 | 41 | 10845 | 0.38% | 6.14% | 26405 | 1865827 | 1.42% | -9.12 | -6.54 |
| Feb-04 | 28 | 10953 | 0.26% | 5.05% | 18612 | 1862899 | 1.00% | -7.8 | -5.74 |
| Mar-04 | 25 | 10881 | 0.23% | 4.79% | 19753 | 1855606 | 1.06% | -8.46 | -6.14 |
| Apr-04 | 19 | 10852 | 0.18% | 4.18% | 17397 | 1843422 | 0.94% | -8.26 | -6.02 |
| May-04 | 14 | 10772 | 0.13% | 3.60% | 19834 | 1823415 | 1.09% | -9.56 | -6.81 |
| Jun-04 | 29 | 10643 | 0.27% | 5.21% | 20263 | 1810624 | 1.12% | -8.28 | -6.03 |
| Jul-04 | 19 | 10511 | 0.18% | 4.25% | 18518 | 1799299 | 1.03% | -8.59 | -6.22 |
| Aug-04 | 22 | 10454 | 0.21% | 4.58% | 23184 | 1792923 | 1.29% | -9.77 | -6.94 |
| Sep-04 | 27 | 10302 | 0.26% | 5.11% | 19713 | 1788456 | 1.10% | -8.14 | -5.95 |
| Oct-04 | 25 | 9987 | 0.25% | 5.00% | 18899 | 1788541 | 1.06% | -7.86 | -5.78 |
| Nov-04 | 10 | 9495 | 0.11% | 3.24% | 17241 | 1783492 | 0.97% | -8.56 | -6.2 |
| Dec-04 | 11 | 9006 | 0.12% | 3.49% | 18472 | 1779098 | 1.04% | -8.56 | -6.2 |

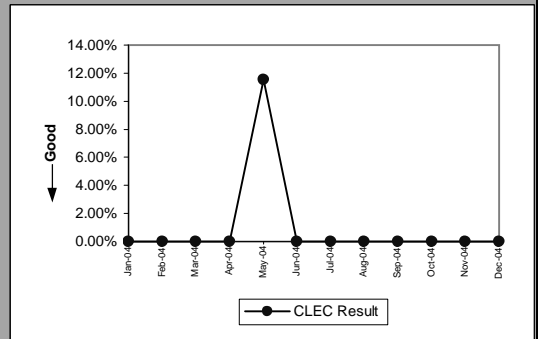


| Line Splitting (Parity) | | | | | | | | | |
|-------------------------|----------|------------|-------------|--------------|-----------|-------------|--------------|-----------|------------|
| Date | CLEC Num | CLEC Denom | CLEC Result | CLEC Std Dev | Qwest Num | Qwest Denom | Qwest Result | Mod Z Scr | Parity Scr |
| Jan-04 | 12 | 389 | 3.08% | 17.29% | 2592 | 114813 | 2.26% | 1.08 | -0.34 |
| Feb-04 | 9 | 429 | 2.10% | 14.33% | 2756 | 130406 | 2.11% | -0.02 | -1.01 |
| Mar-04 | 5 | 445 | 1.12% | 10.54% | 3529 | 135863 | 2.60% | -1.95 | -2.19 |
| Apr-04 | 6 | 461 | 1.30% | 11.33% | 3299 | 142547 | 2.31% | -1.44 | -1.88 |
| May-04 | 5 | 501 | 1.00% | 9.94% | 3001 | 147081 | 2.04% | -1.65 | -2 |
| Jun-04 | 9 | 519 | 1.73% | 13.05% | 2855 | 152160 | 1.88% | -0.24 | -1.14 |
| Jul-04 | 12 | 552 | 2.17% | 14.58% | 3295 | 155231 | 2.12% | 0.08 | -0.95 |
| Aug-04 | 10 | 593 | 1.69% | 12.88% | 3670 | 158014 | 2.32% | -1.03 | -1.62 |
| Sep-04 | 8 | 623 | 1.28% | 11.26% | 3503 | 160818 | 2.18% | -1.53 | -1.93 |
| Oct-04 | 7 | 654 | 1.07% | 10.29% | 3492 | 165080 | 2.12% | -1.85 | -2.13 |
| Nov-04 | 8 | 672 | 1.19% | 10.85% | 2257 | 168218 | 1.34% | -0.34 | -1.21 |
| Dec-04 | 8 | 671 | 1.19% | 10.85% | 2651 | 171424 | 1.55% | -0.74 | -1.45 |



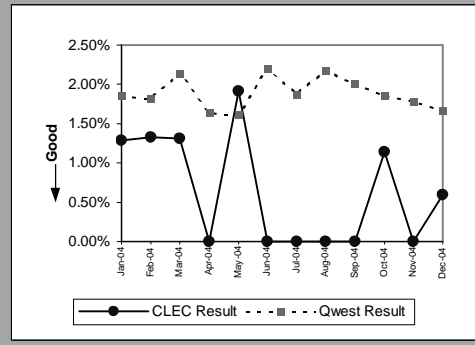
MR-8 - Trouble Rate (Percent)

| Sub-Loop Unbundling) (Diagnostic) | | | | | |
|-----------------------------------|-----------|-------------|-------------|--------------|--|
| Date | Numerator | Denominator | CLEC Result | Standard Dev | |
| Jan-04 | 0 | 25 | 0.00% | 0.00% | |
| Feb-04 | 0 | 25 | 0.00% | 0.00% | |
| Mar-04 | 0 | 24 | 0.00% | 0.00% | |
| Apr-04 | 0 | 26 | 0.00% | 0.00% | |
| May-04 | 3 | 26 | 11.54% | 31.95% | |
| Jun-04 | 0 | 26 | 0.00% | 0.00% | |
| Jul-04 | 0 | 26 | 0.00% | 0.00% | |
| Aug-04 | 0 | 26 | 0.00% | 0.00% | |
| Sep-04 | 0 | 21 | 0.00% | 0.00% | |
| Oct-04 | 0 | 22 | 0.00% | 0.00% | |
| Nov-04 | 0 | 22 | 0.00% | 0.00% | |
| Dec-04 | 0 | 21 | 0.00% | 0.00% | |

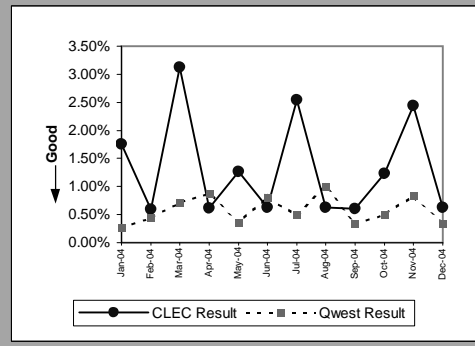


MR-8 - Trouble Rate (Percent)

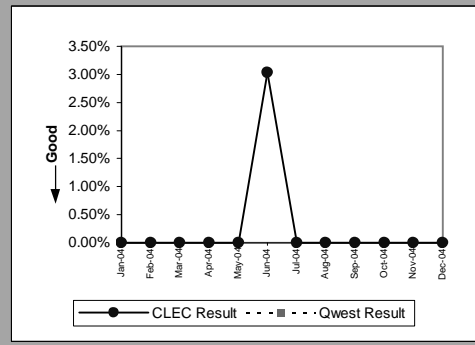
| UDIT DS1) (Parity) | | | | | | | | | |
|--------------------|-----------|-------------|-------------|--------------|-----------|-------------|--------------|-----------|------------|
| Date | Numerator | Denominator | CLEC Result | Standard Dev | Qwest Num | Qwest Denom | Qwest Result | Mod Z Scr | Parity Scr |
| Jan-04 | 2 | 155 | 1.29% | 11.29% | 307 | 16560 | 1.85% | -0.52 | -1.31 |
| Feb-04 | 2 | 151 | 1.32% | 11.43% | 299 | 16477 | 1.81% | -0.45 | -1.27 |
| Mar-04 | 2 | 153 | 1.31% | 11.36% | 349 | 16303 | 2.14% | -0.71 | -1.43 |
| Apr-04 | 0 | 155 | 0.00% | 0.00% | 267 | 16326 | 1.64% | -1.6 | -1.97 |
| May-04 | 3 | 157 | 1.91% | 13.69% | 261 | 16217 | 1.61% | 0.36 | -0.78 |
| Jun-04 | 0 | 166 | 0.00% | 0.00% | 352 | 16037 | 2.19% | -1.92 | -2.17 |
| Jul-04 | 0 | 170 | 0.00% | 0.00% | 299 | 15982 | 1.87% | -1.79 | -2.09 |
| Aug-04 | 0 | 171 | 0.00% | 0.00% | 347 | 15941 | 2.18% | -1.94 | -2.18 |
| Sep-04 | 0 | 173 | 0.00% | 0.00% | 318 | 15888 | 2.00% | -1.87 | -2.14 |
| Oct-04 | 2 | 176 | 1.14% | 10.60% | 296 | 15921 | 1.86% | -0.71 | -1.43 |
| Nov-04 | 0 | 174 | 0.00% | 0.00% | 283 | 15863 | 1.78% | -1.77 | -2.07 |
| Dec-04 | 1 | 169 | 0.59% | 7.67% | 265 | 15877 | 1.67% | -1.09 | -1.66 |



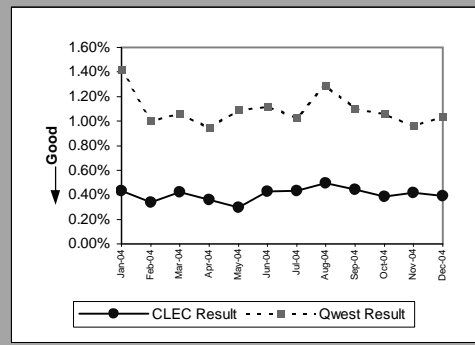
| UDIT Above DS1 Level) (Parity) | | | | | | | | | |
|--------------------------------|-----------|-------------|-------------|--------------|-----------|-------------|--------------|-----------|------------|
| Date | Numerator | Denominator | CLEC Result | Standard Dev | Qwest Num | Qwest Denom | Qwest Result | Mod Z Scr | Parity Scr |
| Jan-04 | 3 | 171 | 1.75% | 13.13% | 3 | 1125 | 0.27% | 2.12 | 0.29 |
| Feb-04 | 1 | 170 | 0.59% | 7.65% | 5 | 1118 | 0.45% | 0.26 | -0.84 |
| Mar-04 | 5 | 160 | 3.13% | 17.40% | 8 | 1119 | 0.71% | 2.37 | 0.44 |
| Apr-04 | 1 | 162 | 0.62% | 7.83% | 10 | 1133 | 0.88% | -0.34 | -1.21 |
| May-04 | 2 | 158 | 1.27% | 11.18% | 4 | 1145 | 0.35% | 1.36 | -0.17 |
| Jun-04 | 1 | 159 | 0.63% | 7.91% | 10 | 1227 | 0.82% | -0.25 | -1.15 |
| Jul-04 | 4 | 157 | 2.55% | 15.76% | 6 | 1218 | 0.49% | 2.3 | 0.4 |
| Aug-04 | 1 | 160 | 0.63% | 7.88% | 12 | 1201 | 1.00% | -0.45 | -1.27 |
| Sep-04 | 1 | 165 | 0.61% | 7.76% | 4 | 1201 | 0.33% | 0.51 | -0.69 |
| Oct-04 | 2 | 162 | 1.23% | 11.04% | 6 | 1206 | 0.50% | 1.05 | -0.36 |
| Nov-04 | 4 | 164 | 2.44% | 15.43% | 10 | 1204 | 0.83% | 1.69 | 0.03 |
| Dec-04 | 1 | 159 | 0.63% | 7.91% | 4 | 1206 | 0.33% | 0.54 | -0.67 |



| Dark Fiber - IOF) (Diagnostic) | | | | | | | | | |
|--------------------------------|-----------|-------------|-------------|--------------|-----------|-------------|--------------|-----------|------------|
| Date | Numerator | Denominator | CLEC Result | Standard Dev | Qwest Num | Qwest Denom | Qwest Result | Mod Z Scr | Parity Scr |
| Jan-04 | 0 | 35 | 0.00% | 0.00% | | | | | N/A |
| Feb-04 | 0 | 36 | 0.00% | 0.00% | | | | | N/A |
| Mar-04 | 0 | 38 | 0.00% | 0.00% | | | | | N/A |
| Apr-04 | 0 | 38 | 0.00% | 0.00% | | | | | N/A |
| May-04 | 0 | 33 | 0.00% | 0.00% | | | | | N/A |
| Jun-04 | 1 | 33 | 3.03% | 17.14% | | | | | N/A |
| Jul-04 | 0 | 41 | 0.00% | 0.00% | | | | | N/A |
| Aug-04 | 0 | 45 | 0.00% | 0.00% | | | | | N/A |
| Sep-04 | 0 | 45 | 0.00% | 0.00% | | | | | N/A |
| Oct-04 | 0 | 29 | 0.00% | 0.00% | | | | | N/A |
| Nov-04 | 0 | 29 | 0.00% | 0.00% | | | | | N/A |
| Dec-04 | 0 | 29 | 0.00% | 0.00% | | | | | N/A |

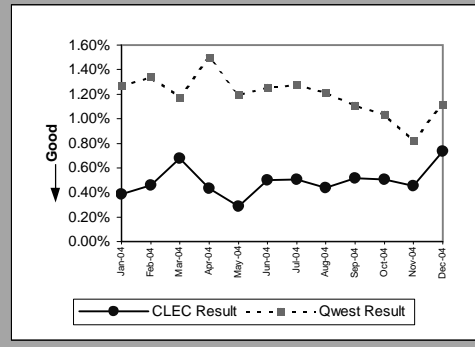


| Unbundled Loop Analog) (Parity) | | | | | | | | | |
|---------------------------------|-----------|-------------|-------------|--------------|-----------|-------------|--------------|-----------|------------|
| Date | Numerator | Denominator | CLEC Result | Standard Dev | Qwest Num | Qwest Denom | Qwest Result | Mod Z Scr | Parity Scr |
| Jan-04 | 240 | 55313 | 0.43% | 6.57% | 26405 | 1865827 | 1.42% | -19.26 | -12.71 |
| Feb-04 | 187 | 55517 | 0.34% | 5.79% | 18612 | 1862899 | 1.00% | -15.46 | -10.4 |
| Mar-04 | 234 | 55409 | 0.42% | 6.48% | 19753 | 1855606 | 1.06% | -14.51 | -9.82 |
| Apr-04 | 199 | 55378 | 0.36% | 5.98% | 17397 | 1843422 | 0.94% | -14.01 | -9.52 |
| May-04 | 166 | 55573 | 0.30% | 5.46% | 19834 | 1823415 | 1.09% | -17.67 | -11.74 |
| Jun-04 | 237 | 55562 | 0.43% | 6.52% | 20263 | 1810624 | 1.12% | -15.29 | -10.29 |
| Jul-04 | 241 | 55665 | 0.43% | 6.57% | 18518 | 1799299 | 1.03% | -13.73 | -9.35 |
| Aug-04 | 277 | 55690 | 0.50% | 7.04% | 23184 | 1792923 | 1.29% | -16.37 | -10.95 |
| Sep-04 | 247 | 56025 | 0.44% | 6.63% | 19713 | 1788456 | 1.10% | -14.76 | -9.98 |
| Oct-04 | 217 | 56233 | 0.39% | 6.20% | 18899 | 1788541 | 1.06% | -15.32 | -10.31 |
| Nov-04 | 235 | 56317 | 0.42% | 6.45% | 17241 | 1783492 | 0.97% | -13.12 | -8.98 |
| Dec-04 | 221 | 56364 | 0.39% | 6.25% | 18472 | 1779098 | 1.04% | -14.9 | -10.06 |

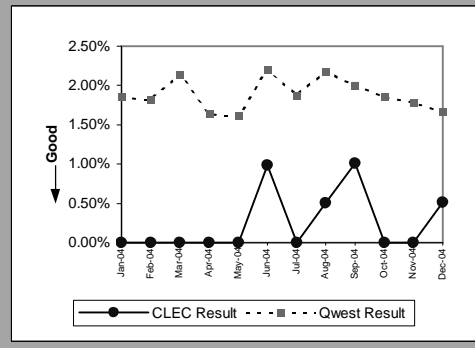


MR-8 - Trouble Rate (Percent)

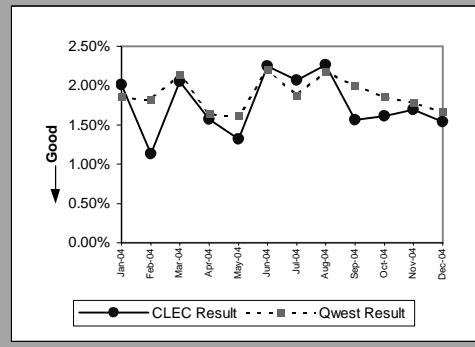
| Unbundled Loop - 2 Wire Non-Loaded (Parity) | | | | | | | | | |
|---|-----------|-------------|-------------|--------------|-----------|-------------|--------------|-----------|------------|
| Date | Numerator | Denominator | CLEC Result | Standard Dev | Qwest Num | Qwest Denom | Qwest Result | Mod Z Scr | Parity Scr |
| Jan-04 | 26 | 6761 | 0.38% | 6.19% | 127 | 10036 | 1.27% | -5.01 | -4.05 |
| Feb-04 | 31 | 6729 | 0.46% | 6.77% | 133 | 9925 | 1.34% | -4.84 | -3.94 |
| Mar-04 | 46 | 6783 | 0.68% | 8.21% | 116 | 9894 | 1.17% | -2.91 | -2.77 |
| Apr-04 | 29 | 6734 | 0.43% | 6.55% | 148 | 9902 | 1.49% | -5.55 | -4.38 |
| May-04 | 19 | 6663 | 0.29% | 5.33% | 117 | 9790 | 1.20% | -5.27 | -4.21 |
| Jun-04 | 33 | 6628 | 0.50% | 7.04% | 122 | 9709 | 1.26% | -4.27 | -3.6 |
| Jul-04 | 34 | 6722 | 0.51% | 7.09% | 123 | 9644 | 1.28% | -4.32 | -3.62 |
| Aug-04 | 30 | 6894 | 0.44% | 6.58% | 116 | 9533 | 1.22% | -4.51 | -3.74 |
| Sep-04 | 37 | 7147 | 0.52% | 7.18% | 104 | 9367 | 1.11% | -3.6 | -3.19 |
| Oct-04 | 37 | 7330 | 0.50% | 7.09% | 96 | 9266 | 1.04% | -3.36 | -3.04 |
| Nov-04 | 34 | 7522 | 0.45% | 6.71% | 73 | 8912 | 0.82% | -2.6 | -2.58 |
| Dec-04 | 56 | 7604 | 0.74% | 8.55% | 98 | 8804 | 1.11% | -2.29 | -2.39 |



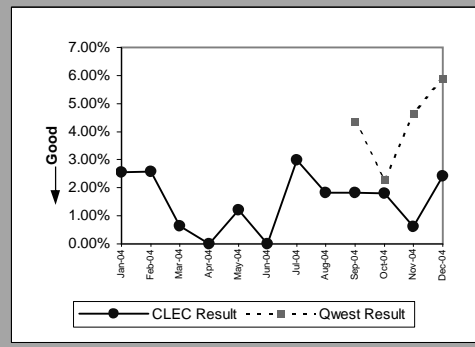
| Unbundled Loop - 4 Wire Non-Loaded (Parity) | | | | | | | | | |
|---|-----------|-------------|-------------|--------------|-----------|-------------|--------------|-----------|------------|
| Date | Numerator | Denominator | CLEC Result | Standard Dev | Qwest Num | Qwest Denom | Qwest Result | Mod Z Scr | Parity Scr |
| Jan-04 | 0 | 206 | 0.00% | 0.00% | 307 | 16560 | 1.85% | -1.96 | -2.19 |
| Feb-04 | 0 | 206 | 0.00% | 0.00% | 299 | 16477 | 1.81% | -1.94 | -2.18 |
| Mar-04 | 0 | 206 | 0.00% | 0.00% | 349 | 16303 | 2.14% | -2.11 | -2.28 |
| Apr-04 | 0 | 206 | 0.00% | 0.00% | 267 | 16326 | 1.64% | -1.84 | -2.12 |
| May-04 | 0 | 206 | 0.00% | 0.00% | 261 | 16217 | 1.61% | -1.82 | -2.11 |
| Jun-04 | 2 | 203 | 0.99% | 9.88% | 352 | 16037 | 2.19% | -1.17 | -1.71 |
| Jul-04 | 0 | 199 | 0.00% | 0.00% | 299 | 15982 | 1.87% | -1.94 | -2.18 |
| Aug-04 | 1 | 199 | 0.50% | 7.07% | 347 | 15941 | 2.18% | -1.61 | -1.98 |
| Sep-04 | 2 | 198 | 1.01% | 10.00% | 318 | 15888 | 2.00% | -0.99 | -1.6 |
| Oct-04 | 0 | 198 | 0.00% | 0.00% | 296 | 15921 | 1.86% | -1.92 | -2.17 |
| Nov-04 | 0 | 196 | 0.00% | 0.00% | 283 | 15863 | 1.78% | -1.88 | -2.14 |
| Dec-04 | 1 | 194 | 0.52% | 7.16% | 265 | 15877 | 1.67% | -1.25 | -1.76 |



| Unbundled Loop - DS1 Capable (Parity) | | | | | | | | | |
|---------------------------------------|-----------|-------------|-------------|--------------|-----------|-------------|--------------|-----------|------------|
| Date | Numerator | Denominator | CLEC Result | Standard Dev | Qwest Num | Qwest Denom | Qwest Result | Mod Z Scr | Parity Scr |
| Jan-04 | 98 | 4882 | 2.01% | 14.03% | 307 | 16560 | 1.85% | 0.7 | -0.58 |
| Feb-04 | 56 | 4939 | 1.13% | 10.59% | 299 | 16477 | 1.81% | -3.14 | -2.91 |
| Mar-04 | 103 | 5023 | 2.05% | 14.17% | 349 | 16303 | 2.14% | -0.39 | -1.23 |
| Apr-04 | 80 | 5094 | 1.57% | 12.43% | 267 | 16326 | 1.64% | -0.32 | -1.19 |
| May-04 | 68 | 5155 | 1.32% | 11.41% | 261 | 16217 | 1.61% | -1.44 | -1.88 |
| Jun-04 | 117 | 5206 | 2.25% | 14.82% | 352 | 16037 | 2.19% | 0.22 | -0.86 |
| Jul-04 | 109 | 5275 | 2.07% | 14.23% | 299 | 15982 | 1.87% | 0.91 | -0.45 |
| Aug-04 | 122 | 5389 | 2.26% | 14.87% | 347 | 15941 | 2.18% | 0.38 | -0.77 |
| Sep-04 | 86 | 5492 | 1.57% | 12.42% | 318 | 15888 | 2.00% | -1.99 | -2.21 |
| Oct-04 | 90 | 5581 | 1.61% | 12.60% | 296 | 15921 | 1.86% | -1.17 | -1.71 |
| Nov-04 | 96 | 5658 | 1.70% | 12.91% | 283 | 15863 | 1.78% | -0.43 | -1.26 |
| Dec-04 | 88 | 5717 | 1.54% | 12.31% | 265 | 15877 | 1.67% | -0.66 | -1.4 |

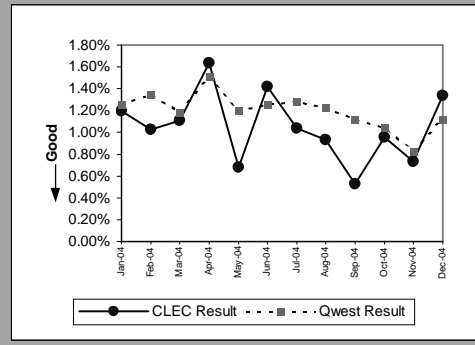


| Unbundled Loop - XDSL(i) (Parity) | | | | | | | | | |
|-----------------------------------|-----------|-------------|-------------|--------------|-----------|-------------|--------------|-----------|------------|
| Date | Numerator | Denominator | CLEC Result | Standard Dev | Qwest Num | Qwest Denom | Qwest Result | Mod Z Scr | Parity Scr |
| Jan-04 | 4 | 156 | 2.56% | 15.81% | | | | | N/A |
| Feb-04 | 4 | 155 | 2.58% | 15.86% | | | | | N/A |
| Mar-04 | 1 | 157 | 0.64% | 7.96% | | | | | N/A |
| Apr-04 | 0 | 157 | 0.00% | 0.00% | | | | | N/A |
| May-04 | 2 | 166 | 1.20% | 10.91% | | | | | N/A |
| Jun-04 | 0 | 169 | 0.00% | 0.00% | | | | | N/A |
| Jul-04 | 5 | 167 | 2.99% | 17.04% | | | | | N/A |
| Aug-04 | 3 | 165 | 1.82% | 13.36% | | | | | N/A |
| Sep-04 | 3 | 165 | 1.82% | 13.36% | 4 | 92 | 4.35% | -0.95 | -1.58 |
| Oct-04 | 3 | 167 | 1.80% | 13.28% | 2 | 88 | 2.27% | -0.24 | -1.15 |
| Nov-04 | 1 | 165 | 0.61% | 7.76% | 4 | 86 | 4.65% | -1.44 | -1.88 |
| Dec-04 | 4 | 165 | 2.42% | 15.38% | 5 | 85 | 5.88% | -1.1 | -1.67 |

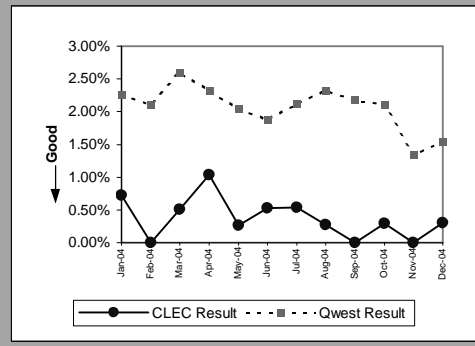


MR-8 - Trouble Rate (Percent)

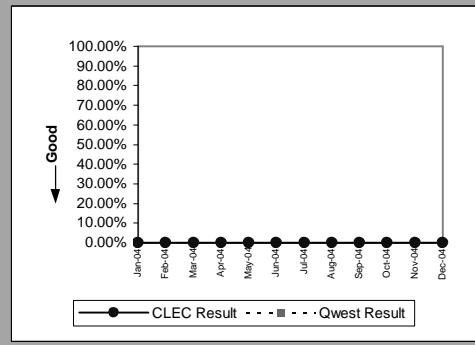
| Unbundled Loop - ISDN Capable (Parity) | | | | | | | | | |
|--|-----------|-------------|-------------|--------------|-----------|-------------|--------------|-----------|------------|
| Date | Numerator | Denominator | CLEC Result | Standard Dev | Qwest Num | Qwest Denom | Qwest Result | Mod Z Scr | Parity Scr |
| Jan-04 | 36 | 3007 | 1.20% | 10.88% | 125 | 9958 | 1.26% | -0.25 | -1.15 |
| Feb-04 | 30 | 2929 | 1.02% | 10.07% | 133 | 9846 | 1.35% | -1.34 | -1.82 |
| Mar-04 | 32 | 2886 | 1.11% | 10.47% | 116 | 9816 | 1.18% | -0.32 | -1.19 |
| Apr-04 | 46 | 2817 | 1.63% | 12.67% | 148 | 9824 | 1.51% | 0.49 | -0.7 |
| May-04 | 19 | 2795 | 0.68% | 8.22% | 116 | 9712 | 1.19% | -2.21 | -2.34 |
| Jun-04 | 39 | 2744 | 1.42% | 11.84% | 121 | 9632 | 1.26% | 0.68 | -0.58 |
| Jul-04 | 28 | 2697 | 1.04% | 10.14% | 123 | 9571 | 1.29% | -1.01 | -1.61 |
| Aug-04 | 25 | 2682 | 0.93% | 9.61% | 116 | 9460 | 1.23% | -1.22 | -1.74 |
| Sep-04 | 14 | 2659 | 0.53% | 7.24% | 104 | 9297 | 1.12% | -2.56 | -2.56 |
| Oct-04 | 25 | 2620 | 0.95% | 9.72% | 96 | 9198 | 1.04% | -0.4 | -1.24 |
| Nov-04 | 19 | 2583 | 0.74% | 8.55% | 73 | 8850 | 0.82% | -0.44 | -1.27 |
| Dec-04 | 34 | 2546 | 1.34% | 11.48% | 98 | 8763 | 1.12% | 0.92 | -0.44 |



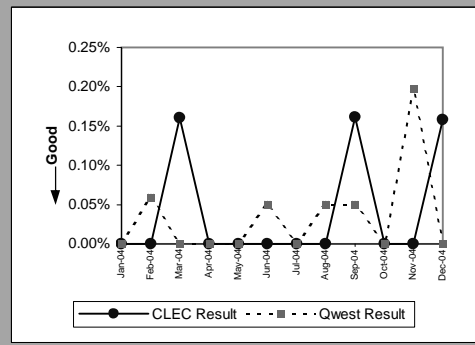
| Unbundled Loop - ADSL Qualified (Parity) | | | | | | | | | |
|--|-----------|-------------|-------------|--------------|-----------|-------------|--------------|-----------|------------|
| Date | Numerator | Denominator | CLEC Result | Standard Dev | Qwest Num | Qwest Denom | Qwest Result | Mod Z Scr | Parity Scr |
| Jan-04 | 3 | 417 | 0.72% | 8.45% | 2592 | 114813 | 2.26% | -2.11 | -2.28 |
| Feb-04 | 0 | 401 | 0.00% | 0.00% | 2756 | 130406 | 2.11% | -2.94 | -2.79 |
| Mar-04 | 2 | 393 | 0.51% | 7.12% | 3529 | 135863 | 2.60% | -2.6 | -2.58 |
| Apr-04 | 4 | 387 | 1.03% | 10.11% | 3299 | 142547 | 2.31% | -1.67 | -2.02 |
| May-04 | 1 | 383 | 0.26% | 5.10% | 3001 | 147081 | 2.04% | -2.46 | -2.5 |
| Jun-04 | 2 | 380 | 0.53% | 7.24% | 2855 | 152160 | 1.88% | -1.94 | -2.18 |
| Jul-04 | 2 | 369 | 0.54% | 7.34% | 3295 | 155231 | 2.12% | -2.1 | -2.28 |
| Aug-04 | 1 | 362 | 0.28% | 5.25% | 3670 | 158014 | 2.32% | -2.58 | -2.57 |
| Sep-04 | 0 | 355 | 0.00% | 0.00% | 3503 | 160818 | 2.18% | -2.81 | -2.71 |
| Oct-04 | 1 | 344 | 0.29% | 5.38% | 3492 | 165080 | 2.12% | -2.35 | -2.43 |
| Nov-04 | 0 | 338 | 0.00% | 0.00% | 2257 | 168218 | 1.34% | -2.14 | -2.3 |
| Dec-04 | 1 | 326 | 0.31% | 5.53% | 2651 | 171424 | 1.55% | -1.81 | -2.1 |



| Dark Fiber - Loop (Diagnostic) | | | | | | | | | |
|--------------------------------|-----------|-------------|-------------|--------------|-----------|-------------|--------------|-----------|------------|
| Date | Numerator | Denominator | CLEC Result | Standard Dev | Qwest Num | Qwest Denom | Qwest Result | Mod Z Scr | Parity Scr |
| Jan-04 | 0 | 22 | 0.00% | 0.00% | | | | | N/A |
| Feb-04 | 0 | 22 | 0.00% | 0.00% | | | | | N/A |
| Mar-04 | 0 | 22 | 0.00% | 0.00% | | | | | N/A |
| Apr-04 | 0 | 23 | 0.00% | 0.00% | | | | | N/A |
| May-04 | 0 | 22 | 0.00% | 0.00% | | | | | N/A |
| Jun-04 | 0 | 23 | 0.00% | 0.00% | | | | | N/A |
| Jul-04 | 0 | 25 | 0.00% | 0.00% | | | | | N/A |
| Aug-04 | 0 | 27 | 0.00% | 0.00% | | | | | N/A |
| Sep-04 | 0 | 28 | 0.00% | 0.00% | | | | | N/A |
| Oct-04 | 0 | 28 | 0.00% | 0.00% | | | | | N/A |
| Nov-04 | 0 | 33 | 0.00% | 0.00% | | | | | N/A |
| Dec-04 | 0 | 32 | 0.00% | 0.00% | | | | | N/A |

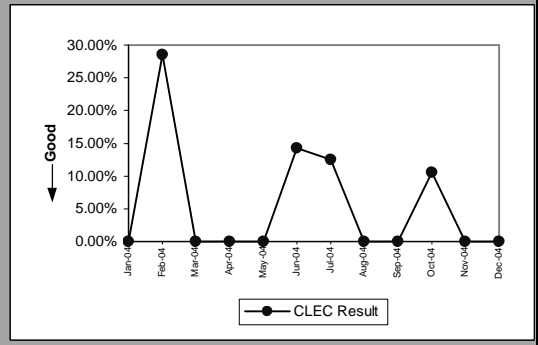


| E911 (Parity) | | | | | | | | | |
|---------------|-----------|-------------|-------------|--------------|-----------|-------------|--------------|-----------|------------|
| Date | Numerator | Denominator | CLEC Result | Standard Dev | Qwest Num | Qwest Denom | Qwest Result | Mod Z Scr | Parity Scr |
| Jan-04 | 0 | 584 | 0.00% | 0.00% | 0 | 1755 | 0.00% | N/A | N/A |
| Feb-04 | 0 | 623 | 0.00% | 0.00% | 1 | 1675 | 0.06% | -0.52 | -1.32 |
| Mar-04 | 1 | 624 | 0.16% | 4.00% | 0 | 1683 | 0.00% | N/A | N/A |
| Apr-04 | 0 | 631 | 0.00% | 0.00% | 0 | 1678 | 0.00% | N/A | N/A |
| May-04 | 0 | 615 | 0.00% | 0.00% | 0 | 1680 | 0.00% | N/A | N/A |
| Jun-04 | 0 | 622 | 0.00% | 0.00% | 1 | 1990 | 0.05% | -0.49 | -1.3 |
| Jul-04 | 0 | 608 | 0.00% | 0.00% | 0 | 1986 | 0.00% | N/A | N/A |
| Aug-04 | 1 | 614 | 0.00% | 0.00% | 1 | 1993 | 0.05% | -0.49 | -1.3 |
| Sep-04 | 1 | 620 | 0.16% | 4.01% | 1 | 1998 | 0.05% | 1.08 | -0.34 |
| Oct-04 | 0 | 630 | 0.00% | 0.00% | 0 | 2026 | 0.00% | N/A | N/A |
| Nov-04 | 0 | 634 | 0.00% | 0.00% | 4 | 2031 | 0.20% | -0.98 | -1.59 |
| Dec-04 | 1 | 634 | 0.16% | 3.97% | 0 | 2031 | 0.00% | N/A | N/A |

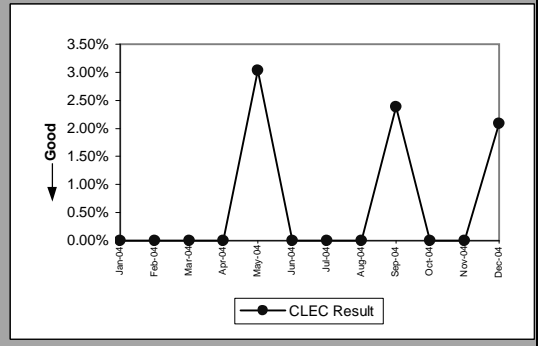


MR-8 - Trouble Rate (Percent)

| Enhanced Extended Loops - DS0 Capable (Diagnostic) | | | | | |
|--|-----------|-------------|-------------|--------------|--|
| Date | Numerator | Denominator | CLEC Result | Standard Dev | |
| Jan-04 | 0 | 2 | 0.00% | 0.00% | |
| Feb-04 | 2 | 7 | 28.57% | 45.18% | |
| Mar-04 | 0 | 7 | 0.00% | 0.00% | |
| Apr-04 | 0 | 7 | 0.00% | 0.00% | |
| May-04 | 0 | 7 | 0.00% | 0.00% | |
| Jun-04 | 1 | 7 | 14.29% | 34.99% | |
| Jul-04 | 1 | 8 | 12.50% | 33.07% | |
| Aug-04 | 0 | 11 | 0.00% | 0.00% | |
| Sep-04 | 0 | 11 | 0.00% | 0.00% | |
| Oct-04 | 2 | 19 | 10.53% | 30.69% | |
| Nov-04 | 0 | 19 | 0.00% | 0.00% | |
| Dec-04 | 0 | 19 | 0.00% | 0.00% | |

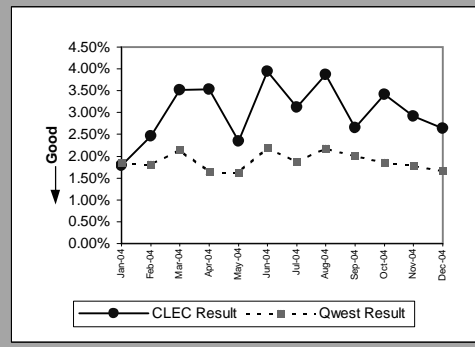


| Enhanced Extended Loops - DS3 Capable (Diagnostic) | | | | | |
|--|-----------|-------------|-------------|--------------|--|
| Date | Numerator | Denominator | CLEC Result | Standard Dev | |
| Jan-04 | 0 | 29 | 0.00% | 0.00% | |
| Feb-04 | 0 | 29 | 0.00% | 0.00% | |
| Mar-04 | 0 | 30 | 0.00% | 0.00% | |
| Apr-04 | 0 | 31 | 0.00% | 0.00% | |
| May-04 | 1 | 33 | 3.03% | 17.14% | |
| Jun-04 | 0 | 35 | 0.00% | 0.00% | |
| Jul-04 | 0 | 37 | 0.00% | 0.00% | |
| Aug-04 | 0 | 39 | 0.00% | 0.00% | |
| Sep-04 | 1 | 42 | 2.38% | 15.25% | |
| Oct-04 | 0 | 44 | 0.00% | 0.00% | |
| Nov-04 | 0 | 46 | 0.00% | 0.00% | |
| Dec-04 | 1 | 48 | 2.08% | 14.28% | |



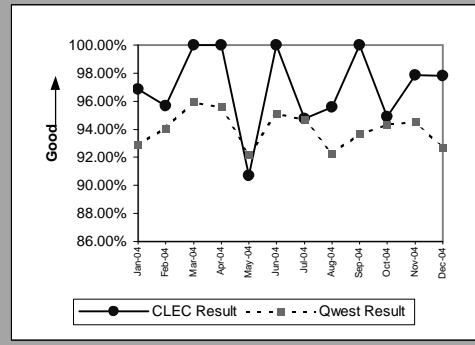
MR-8 - Trouble Rate (Percent)

| Enhanced Extended Loops - DS1 Capable) (Parity) | | | | | | | | | |
|---|----------|------------|-------------|--------------|-----------|-------------|--------------|-----------|------------|
| Date | CLEC Num | CLEC Denom | CLEC Result | CLEC Std Dev | Qwest Num | Qwest Denom | Qwest Result | Mod Z Scr | Parity Scr |
| Jan-04 | 16 | 897 | 1.78% | 13.24% | 307 | 16560 | 1.85% | -0.15 | -1.09 |
| Feb-04 | 23 | 933 | 2.47% | 15.51% | 299 | 16477 | 1.81% | 1.45 | -0.12 |
| Mar-04 | 35 | 994 | 3.52% | 18.43% | 349 | 16303 | 2.14% | 2.92 | 0.77 |
| Apr-04 | 37 | 1048 | 3.53% | 18.46% | 267 | 16326 | 1.64% | 4.69 | 1.85 |
| May-04 | 33 | 1410 | 2.34% | 15.12% | 261 | 16217 | 1.61% | 2.09 | 0.27 |
| Jun-04 | 59 | 1494 | 3.95% | 19.48% | 352 | 16037 | 2.19% | 4.43 | 1.69 |
| Jul-04 | 48 | 1535 | 3.13% | 17.40% | 299 | 15982 | 1.87% | 3.47 | 1.11 |
| Aug-04 | 61 | 1579 | 3.86% | 19.27% | 347 | 15941 | 2.18% | 4.38 | 1.66 |
| Sep-04 | 44 | 1660 | 2.65% | 16.06% | 318 | 15888 | 2.00% | 1.8 | 0.09 |
| Oct-04 | 61 | 1786 | 3.42% | 18.16% | 296 | 15921 | 1.86% | 4.62 | 1.81 |
| Nov-04 | 54 | 1853 | 2.91% | 16.82% | 283 | 15863 | 1.78% | 3.48 | 1.11 |
| Dec-04 | 51 | 1937 | 2.63% | 16.01% | 265 | 15877 | 1.67% | 3.13 | 0.9 |

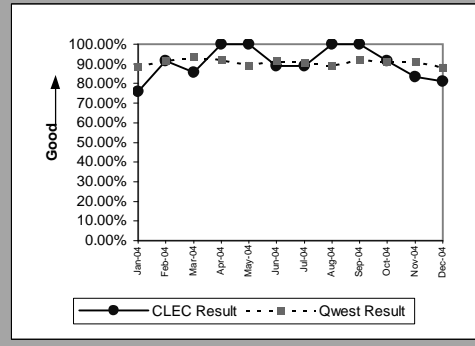


MR-9A - Repair Appointments Met (Percent) - Dispatches within MSAs

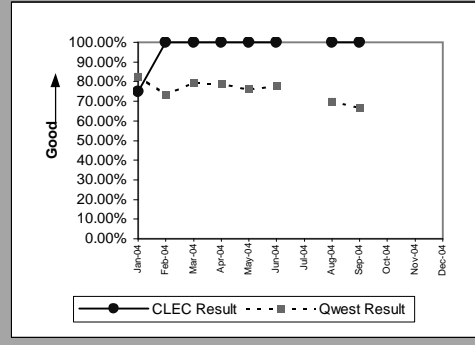
| Residence) (Parity) | | | | | | | | | |
|---------------------|----------|------------|-------------|--------------|-----------|-------------|--------------|-----------|------------|
| Date | CLEC Num | CLEC Denom | CLEC Result | CLEC Std Dev | Qwest Num | Qwest Denom | Qwest Result | Mod Z Scr | Parity Scr |
| Jan-04 | 92 | 95 | 96.84% | 17.49% | 15707 | 16914 | 92.86% | -1.5 | -1.91 |
| Feb-04 | 44 | 46 | 95.65% | 20.39% | 10242 | 10885 | 94.09% | -0.45 | -1.27 |
| Mar-04 | 41 | 41 | 100.00% | 0.00% | 10840 | 11296 | 95.96% | -1.31 | -1.8 |
| Apr-04 | 39 | 39 | 100.00% | 0.00% | 9894 | 10351 | 95.59% | -1.34 | -1.81 |
| May-04 | 39 | 43 | 90.70% | 29.05% | 11295 | 12258 | 92.14% | 0.4 | -0.76 |
| Jun-04 | 38 | 38 | 100.00% | 0.00% | 11254 | 11832 | 95.11% | -1.39 | -1.85 |
| Jul-04 | 36 | 38 | 94.74% | 22.33% | 10254 | 10826 | 94.72% | -0.01 | -1 |
| Aug-04 | 43 | 45 | 95.56% | 20.61% | 12819 | 13893 | 92.27% | -0.82 | -1.5 |
| Sep-04 | 40 | 40 | 100.00% | 0.00% | 10607 | 11326 | 93.65% | -1.64 | -2 |
| Oct-04 | 56 | 59 | 94.92% | 21.97% | 10364 | 10985 | 94.35% | -0.19 | -1.11 |
| Nov-04 | 46 | 47 | 97.87% | 14.43% | 9611 | 10167 | 94.53% | -1.01 | -1.61 |
| Dec-04 | 45 | 46 | 97.83% | 14.58% | 10496 | 11330 | 92.64% | -1.34 | -1.82 |



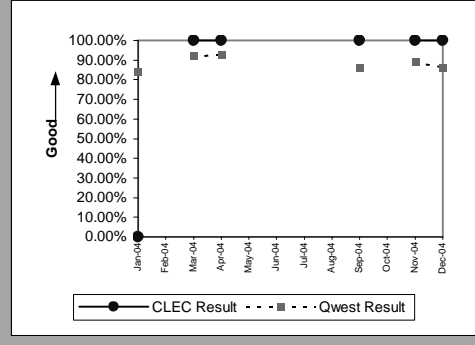
| Business) (Parity) | | | | | | | | | |
|--------------------|----------|------------|-------------|--------------|-----------|-------------|--------------|-----------|------------|
| Date | CLEC Num | CLEC Denom | CLEC Result | CLEC Std Dev | Qwest Num | Qwest Denom | Qwest Result | Mod Z Scr | Parity Scr |
| Jan-04 | 60 | 79 | 75.95% | 42.74% | 1388 | 1569 | 88.46% | 3.02 | 0.84 |
| Feb-04 | 32 | 35 | 91.43% | 27.99% | 1017 | 1113 | 91.37% | -0.01 | -1.01 |
| Mar-04 | 6 | 7 | 85.71% | 34.99% | 1187 | 1270 | 93.46% | 0.75 | -0.55 |
| Apr-04 | 7 | 7 | 100.00% | 0.00% | 1070 | 1159 | 92.32% | -0.76 | -1.46 |
| May-04 | 14 | 14 | 100.00% | 0.00% | 1106 | 1237 | 89.41% | -1.28 | -1.78 |
| Jun-04 | 16 | 18 | 88.89% | 31.43% | 1241 | 1355 | 91.59% | 0.45 | -0.72 |
| Jul-04 | 8 | 9 | 88.89% | 31.43% | 1063 | 1173 | 90.62% | 0.24 | -0.85 |
| Aug-04 | 11 | 11 | 100.00% | 0.00% | 1254 | 1412 | 88.81% | -1.17 | -1.71 |
| Sep-04 | 4 | 4 | 100.00% | 0.00% | 1166 | 1267 | 92.03% | -0.59 | -1.36 |
| Oct-04 | 11 | 12 | 91.67% | 27.64% | 1175 | 1294 | 90.80% | -0.1 | -1.06 |
| Nov-04 | 10 | 12 | 83.33% | 37.27% | 1047 | 1146 | 91.36% | 0.92 | -0.44 |
| Dec-04 | 17 | 21 | 80.95% | 39.27% | 1118 | 1267 | 88.24% | 0.99 | -0.4 |



| Centrex) (Parity) | | | | | | | | | |
|-------------------|----------|------------|-------------|--------------|-----------|-------------|--------------|-----------|------------|
| Date | CLEC Num | CLEC Denom | CLEC Result | CLEC Std Dev | Qwest Num | Qwest Denom | Qwest Result | Mod Z Scr | Parity Scr |
| Jan-04 | 3 | 4 | 75.00% | 43.30% | 63 | 76 | 82.89% | 0.37 | -0.77 |
| Feb-04 | 1 | 1 | 100.00% | 0.00% | 69 | 94 | 73.40% | -0.6 | -1.36 |
| Mar-04 | 2 | 2 | 100.00% | 0.00% | 70 | 88 | 79.55% | -0.71 | -1.43 |
| Apr-04 | 1 | 1 | 100.00% | 0.00% | 67 | 85 | 78.82% | -0.52 | -1.31 |
| May-04 | 1 | 1 | 100.00% | 0.00% | 45 | 59 | 76.27% | -0.55 | -1.34 |
| Jun-04 | 1 | 1 | 100.00% | 0.00% | 63 | 81 | 77.78% | -0.53 | -1.32 |
| Jul-04 | | | | | | | | | |
| Aug-04 | 1 | 1 | 100.00% | 0.00% | 49 | 70 | 70.00% | -0.65 | -1.4 |
| Sep-04 | 1 | 1 | 100.00% | 0.00% | 50 | 75 | 66.67% | -0.7 | -1.43 |
| Oct-04 | | | | | | | | | |
| Nov-04 | | | | | | | | | |
| Dec-04 | | | | | | | | | |

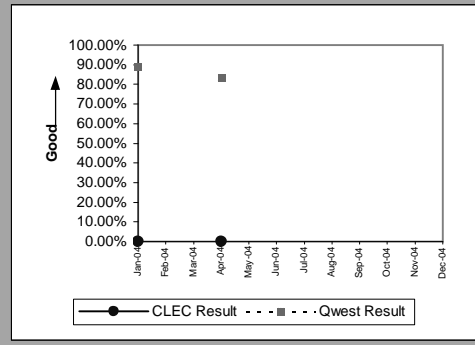


| Centrex 21) (Parity) | | | | | | | | | |
|----------------------|----------|------------|-------------|--------------|-----------|-------------|--------------|-----------|------------|
| Date | CLEC Num | CLEC Denom | CLEC Result | CLEC Std Dev | Qwest Num | Qwest Denom | Qwest Result | Mod Z Scr | Parity Scr |
| Jan-04 | 0 | 1 | 0.00% | 0.00% | 148 | 176 | 84.09% | 1.41 | -0.14 |
| Feb-04 | | | | | | | | | |
| Mar-04 | 1 | 1 | 100.00% | 0.00% | 144 | 156 | 92.31% | -0.29 | -1.17 |
| Apr-04 | 1 | 1 | 100.00% | 0.00% | 100 | 108 | 92.59% | -0.28 | -1.17 |
| May-04 | | | | | | | | | |
| Jun-04 | | | | | | | | | |
| Jul-04 | | | | | | | | | |
| Aug-04 | | | | | | | | | |
| Sep-04 | 2 | 2 | 100.00% | 0.00% | 98 | 114 | 85.96% | -0.57 | -1.34 |
| Oct-04 | | | | | | | | | |
| Nov-04 | 1 | 1 | 100.00% | 0.00% | 125 | 140 | 89.29% | -0.35 | -1.21 |
| Dec-04 | 3 | 3 | 100.00% | 0.00% | 83 | 96 | 86.46% | -0.68 | -1.41 |

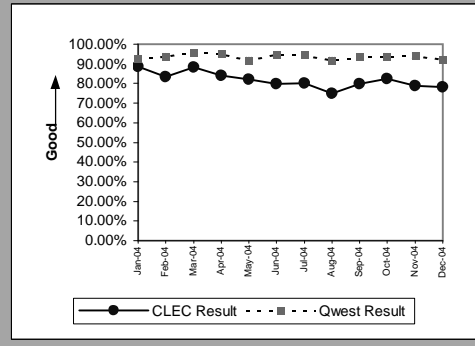


MR-9A - Repair Appointments Met (Percent) - Dispatches within MSAs

| PBX (Parity) | | | | | | | | | |
|--------------|----------|------------|-------------|--------------|-----------|-------------|--------------|-----------|------------|
| Date | CLEC Num | CLEC Denom | CLEC Result | CLEC Std Dev | Qwest Num | Qwest Denom | Qwest Result | Mod Z Scr | Parity Scr |
| Jan-04 | 0 | 1 | 0.00% | 0.00% | 8 | 9 | 88.89% | 1.36 | -0.17 |
| Feb-04 | | | | | | | | | |
| Mar-04 | | | | | | | | | |
| Apr-04 | 0 | 1 | 0.00% | 0.00% | 10 | 12 | 83.33% | 1.26 | -0.24 |
| May-04 | | | | | | | | | |
| Jun-04 | | | | | | | | | |
| Jul-04 | | | | | | | | | |
| Aug-04 | | | | | | | | | |
| Sep-04 | | | | | | | | | |
| Oct-04 | | | | | | | | | |
| Nov-04 | | | | | | | | | |
| Dec-04 | | | | | | | | | |

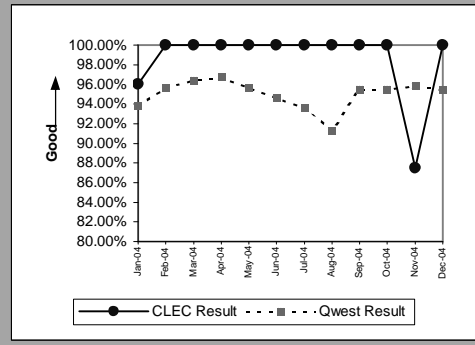


| UNE - P (POTS) (Parity) | | | | | | | | | |
|-------------------------|----------|------------|-------------|--------------|-----------|-------------|--------------|-----------|------------|
| Date | CLEC Num | CLEC Denom | CLEC Result | CLEC Std Dev | Qwest Num | Qwest Denom | Qwest Result | Mod Z Scr | Parity Scr |
| Jan-04 | 542 | 612 | 88.56% | 31.83% | 17095 | 18483 | 92.49% | 3.63 | 1.21 |
| Feb-04 | 381 | 457 | 83.37% | 37.24% | 11259 | 11998 | 93.84% | 7.58 | 3.61 |
| Mar-04 | 475 | 539 | 88.13% | 32.35% | 12027 | 12566 | 95.71% | 8.51 | 4.17 |
| Apr-04 | 479 | 569 | 84.18% | 36.49% | 10964 | 11510 | 95.26% | 12.13 | 6.37 |
| May-04 | 585 | 714 | 81.93% | 38.47% | 12401 | 13495 | 91.89% | 9.5 | 4.78 |
| Jun-04 | 603 | 756 | 79.76% | 40.18% | 12495 | 13187 | 94.75% | 17.98 | 9.93 |
| Jul-04 | 588 | 733 | 80.22% | 39.84% | 11317 | 11999 | 94.32% | 16 | 8.73 |
| Aug-04 | 411 | 548 | 75.00% | 43.30% | 14073 | 15305 | 91.95% | 14.33 | 7.71 |
| Sep-04 | 415 | 520 | 79.81% | 40.14% | 11773 | 12593 | 93.49% | 12.39 | 6.53 |
| Oct-04 | 428 | 520 | 82.31% | 38.16% | 11539 | 12279 | 93.97% | 10.95 | 5.66 |
| Nov-04 | 377 | 478 | 78.87% | 40.82% | 10658 | 11313 | 94.21% | 7.94 | 3.83 |
| Dec-04 | 420 | 538 | 78.07% | 41.38% | 11614 | 12597 | 92.20% | 11.97 | 6.27 |

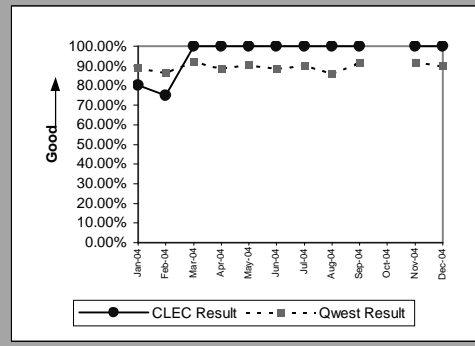


MR-9B - Repair Appointments Met (Percent) - Dispatches outside MSAs

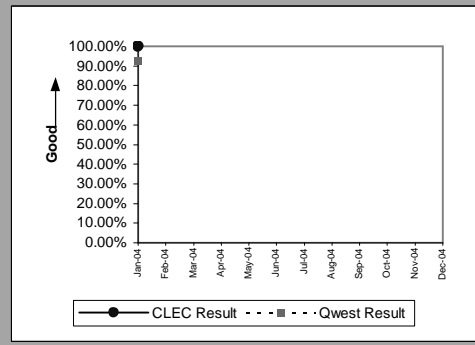
| Residence (Parity) | | | | | | | | | |
|--------------------|----------|------------|-------------|--------------|-----------|-------------|--------------|-----------|------------|
| Date | CLEC Num | CLEC Denom | CLEC Result | CLEC Std Dev | Qwest Num | Qwest Denom | Qwest Result | Mod Z Scr | Parity Scr |
| Jan-04 | 24 | 25 | 96.00% | 19.60% | 3251 | 3465 | 93.82% | -0.45 | -1.27 |
| Feb-04 | 14 | 14 | 100.00% | 0.00% | 2495 | 2608 | 95.67% | -0.79 | -1.48 |
| Mar-04 | 6 | 6 | 100.00% | 0.00% | 2567 | 2663 | 96.40% | -0.47 | -1.29 |
| Apr-04 | 5 | 5 | 100.00% | 0.00% | 2318 | 2396 | 96.74% | -0.41 | -1.25 |
| May-04 | 9 | 9 | 100.00% | 0.00% | 2543 | 2659 | 95.64% | -0.64 | -1.39 |
| Jun-04 | 5 | 5 | 100.00% | 0.00% | 2686 | 2837 | 94.68% | -0.53 | -1.32 |
| Jul-04 | 4 | 4 | 100.00% | 0.00% | 2459 | 2626 | 93.64% | -0.52 | -1.32 |
| Aug-04 | 6 | 6 | 100.00% | 0.00% | 3075 | 3369 | 91.27% | -0.76 | -1.46 |
| Sep-04 | 4 | 4 | 100.00% | 0.00% | 2498 | 2616 | 95.49% | -0.43 | -1.26 |
| Oct-04 | 6 | 6 | 100.00% | 0.00% | 2599 | 2721 | 95.52% | -0.53 | -1.32 |
| Nov-04 | 7 | 8 | 87.50% | 33.07% | 2377 | 2480 | 95.85% | 0.97 | -0.41 |
| Dec-04 | 10 | 10 | 100.00% | 0.00% | 2561 | 2684 | 95.42% | -0.69 | -1.42 |



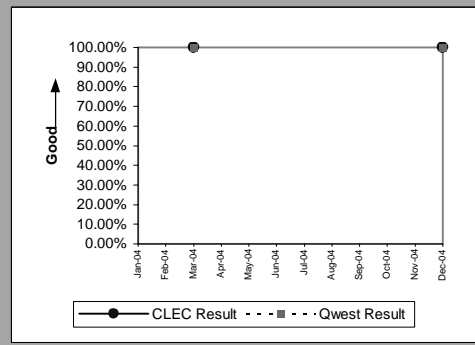
| Business (Parity) | | | | | | | | | |
|-------------------|----------|------------|-------------|--------------|-----------|-------------|--------------|-----------|------------|
| Date | CLEC Num | CLEC Denom | CLEC Result | CLEC Std Dev | Qwest Num | Qwest Denom | Qwest Result | Mod Z Scr | Parity Scr |
| Jan-04 | 12 | 15 | 80.00% | 40.00% | 309 | 348 | 88.79% | 0.99 | -0.4 |
| Feb-04 | 3 | 4 | 75.00% | 43.30% | 244 | 283 | 86.22% | 0.59 | -0.64 |
| Mar-04 | 1 | 1 | 100.00% | 0.00% | 259 | 281 | 92.17% | -0.29 | -1.18 |
| Apr-04 | 2 | 2 | 100.00% | 0.00% | 230 | 260 | 88.46% | -0.51 | -1.31 |
| May-04 | 3 | 3 | 100.00% | 0.00% | 239 | 264 | 90.53% | -0.56 | -1.34 |
| Jun-04 | 1 | 1 | 100.00% | 0.00% | 284 | 321 | 88.47% | -0.36 | -1.22 |
| Jul-04 | 3 | 3 | 100.00% | 0.00% | 234 | 259 | 90.35% | -0.56 | -1.34 |
| Aug-04 | 1 | 1 | 100.00% | 0.00% | 310 | 360 | 86.11% | -0.4 | -1.24 |
| Sep-04 | 2 | 2 | 100.00% | 0.00% | 269 | 294 | 91.50% | -0.43 | -1.26 |
| Oct-04 | | | | | | | | | |
| Nov-04 | 4 | 4 | 100.00% | 0.00% | 265 | 288 | 92.01% | -0.59 | -1.36 |
| Dec-04 | 1 | 1 | 100.00% | 0.00% | 212 | 236 | 89.83% | -0.34 | -1.2 |



| Centrex 21 (Parity) | | | | | | | | | |
|---------------------|----------|------------|-------------|--------------|-----------|-------------|--------------|-----------|------------|
| Date | CLEC Num | CLEC Denom | CLEC Result | CLEC Std Dev | Qwest Num | Qwest Denom | Qwest Result | Mod Z Scr | Parity Scr |
| Jan-04 | 1 | 1 | 100.00% | 0.00% | 13 | 14 | 92.86% | -0.27 | -1.16 |
| Feb-04 | | | | | | | | | |
| Mar-04 | | | | | | | | | |
| Apr-04 | | | | | | | | | |
| May-04 | | | | | | | | | |
| Jun-04 | | | | | | | | | |
| Jul-04 | | | | | | | | | |
| Aug-04 | | | | | | | | | |
| Sep-04 | | | | | | | | | |
| Oct-04 | | | | | | | | | |
| Nov-04 | | | | | | | | | |
| Dec-04 | | | | | | | | | |

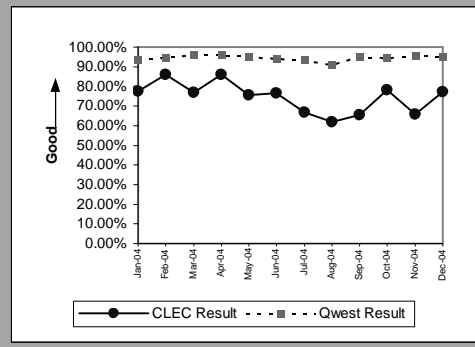


| PBX (Parity) | | | | | | | | | |
|--------------|----------|------------|-------------|--------------|-----------|-------------|--------------|-----------|------------|
| Date | CLEC Num | CLEC Denom | CLEC Result | CLEC Std Dev | Qwest Num | Qwest Denom | Qwest Result | Mod Z Scr | Parity Scr |
| Jan-04 | | | | | | | | | |
| Feb-04 | | | | | | | | | |
| Mar-04 | 1 | 1 | 100.00% | 0.00% | 10 | 10 | 100.00% | N/A | N/A |
| Apr-04 | | | | | | | | | |
| May-04 | | | | | | | | | |
| Jun-04 | | | | | | | | | |
| Jul-04 | | | | | | | | | |
| Aug-04 | | | | | | | | | |
| Sep-04 | | | | | | | | | |
| Oct-04 | | | | | | | | | |
| Nov-04 | | | | | | | | | |
| Dec-04 | 1 | 1 | 100.00% | 0.00% | 1 | 1 | 100.00% | N/A | N/A |



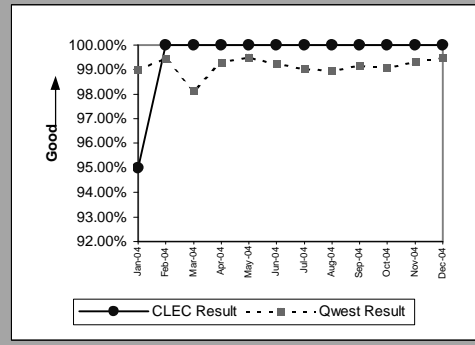
MR-9B - Repair Appointments Met (Percent) - Dispatches outside MSAs

| UNE - P (POTS) (Parity) | | | | | | | | | |
|-------------------------|----------|------------|-------------|--------------|-----------|-------------|--------------|-----------|------------|
| Date | CLEC Num | CLEC Denom | CLEC Result | CLEC Std Dev | Qwest Num | Qwest Denom | Qwest Result | Mod Z Scr | Parity Scr |
| Jan-04 | 86 | 111 | 77.48% | 41.77% | 3560 | 3813 | 93.36% | 5.27 | 2.2 |
| Feb-04 | 87 | 101 | 86.14% | 34.55% | 2739 | 2891 | 94.74% | 3.2 | 0.94 |
| Mar-04 | 77 | 100 | 77.00% | 42.08% | 2826 | 2944 | 95.99% | 6.55 | 2.98 |
| Apr-04 | 105 | 122 | 86.07% | 34.63% | 2548 | 2656 | 95.93% | 4.22 | 1.56 |
| May-04 | 106 | 140 | 75.71% | 42.88% | 2782 | 2923 | 95.18% | 7.44 | 3.53 |
| Jun-04 | 127 | 166 | 76.51% | 42.40% | 2970 | 3158 | 94.05% | 7.04 | 3.28 |
| Jul-04 | 121 | 181 | 66.85% | 47.07% | 2693 | 2885 | 93.34% | 7.94 | 3.83 |
| Aug-04 | 102 | 165 | 61.82% | 48.58% | 3385 | 3729 | 90.78% | 7.94 | 3.83 |
| Sep-04 | 78 | 119 | 65.55% | 47.52% | 2767 | 2910 | 95.09% | 7.94 | 3.83 |
| Oct-04 | 96 | 123 | 78.05% | 41.39% | 2834 | 2995 | 94.62% | 6.01 | 2.66 |
| Nov-04 | 73 | 111 | 65.77% | 47.45% | 2642 | 2768 | 95.45% | 7.94 | 3.83 |
| Dec-04 | 81 | 105 | 77.14% | 41.99% | 2773 | 2920 | 94.97% | 6.03 | 2.66 |

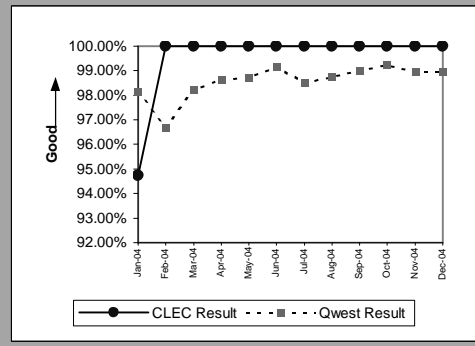


MR-9C - Repair Appointments Met (Percent) - No dispatches

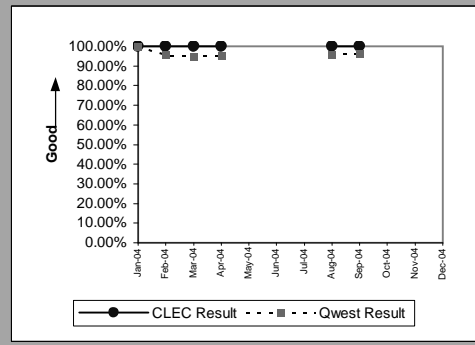
| Residence) (Parity) | | | | | | | | | |
|---------------------|----------|------------|-------------|--------------|-----------|-------------|--------------|-----------|------------|
| Date | CLEC Num | CLEC Denom | CLEC Result | CLEC Std Dev | Qwest Num | Qwest Denom | Qwest Result | Mod Z Scr | Parity Scr |
| Jan-04 | 19 | 20 | 95.00% | 21.79% | 3483 | 3518 | 99.01% | 1.28 | -0.22 |
| Feb-04 | 16 | 16 | 100.00% | 0.00% | 3132 | 3149 | 99.46% | -0.29 | -1.18 |
| Mar-04 | 9 | 9 | 100.00% | 0.00% | 3607 | 3676 | 98.12% | -0.41 | -1.25 |
| Apr-04 | 8 | 8 | 100.00% | 0.00% | 2694 | 2713 | 99.30% | -0.24 | -1.14 |
| May-04 | 8 | 8 | 100.00% | 0.00% | 2858 | 2872 | 99.51% | -0.2 | -1.12 |
| Jun-04 | 9 | 9 | 100.00% | 0.00% | 3294 | 3319 | 99.25% | -0.26 | -1.16 |
| Jul-04 | 5 | 5 | 100.00% | 0.00% | 3070 | 3100 | 99.03% | -0.22 | -1.13 |
| Aug-04 | 10 | 10 | 100.00% | 0.00% | 3480 | 3517 | 98.95% | -0.33 | -1.2 |
| Sep-04 | 10 | 10 | 100.00% | 0.00% | 3581 | 3611 | 99.17% | -0.29 | -1.18 |
| Oct-04 | 6 | 6 | 100.00% | 0.00% | 3061 | 3090 | 99.06% | -0.24 | -1.14 |
| Nov-04 | 10 | 10 | 100.00% | 0.00% | 2668 | 2686 | 99.33% | -0.26 | -1.16 |
| Dec-04 | 5 | 5 | 100.00% | 0.00% | 2465 | 2478 | 99.48% | -0.16 | -1.1 |



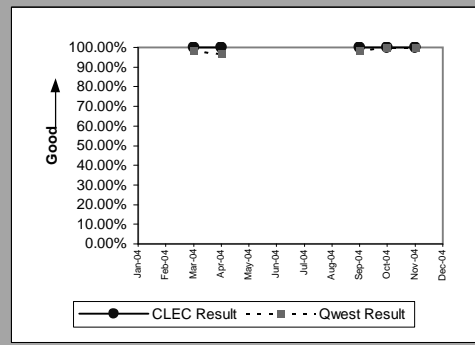
| Business) (Parity) | | | | | | | | | |
|--------------------|----------|------------|-------------|--------------|-----------|-------------|--------------|-----------|------------|
| Date | CLEC Num | CLEC Denom | CLEC Result | CLEC Std Dev | Qwest Num | Qwest Denom | Qwest Result | Mod Z Scr | Parity Scr |
| Jan-04 | 18 | 19 | 94.74% | 22.33% | 580 | 591 | 98.14% | 0.9 | -0.45 |
| Feb-04 | 14 | 14 | 100.00% | 0.00% | 555 | 574 | 96.69% | -0.68 | -1.42 |
| Mar-04 | 5 | 5 | 100.00% | 0.00% | 557 | 567 | 98.24% | -0.3 | -1.18 |
| Apr-04 | 6 | 6 | 100.00% | 0.00% | 511 | 518 | 98.65% | -0.29 | -1.17 |
| May-04 | 6 | 6 | 100.00% | 0.00% | 537 | 544 | 98.71% | -0.28 | -1.17 |
| Jun-04 | 5 | 5 | 100.00% | 0.00% | 594 | 599 | 99.17% | -0.2 | -1.12 |
| Jul-04 | 6 | 6 | 100.00% | 0.00% | 526 | 534 | 98.50% | -0.3 | -1.18 |
| Aug-04 | 6 | 6 | 100.00% | 0.00% | 625 | 633 | 98.74% | -0.28 | -1.17 |
| Sep-04 | 1 | 1 | 100.00% | 0.00% | 593 | 599 | 99.00% | -0.1 | -1.06 |
| Oct-04 | 2 | 2 | 100.00% | 0.00% | 531 | 535 | 99.25% | -0.12 | -1.07 |
| Nov-04 | 4 | 4 | 100.00% | 0.00% | 469 | 474 | 98.95% | -0.21 | -1.13 |
| Dec-04 | 5 | 5 | 100.00% | 0.00% | 472 | 477 | 98.95% | -0.23 | -1.14 |



| Centrex) (Parity) | | | | | | | | | |
|-------------------|----------|------------|-------------|--------------|-----------|-------------|--------------|-----------|------------|
| Date | CLEC Num | CLEC Denom | CLEC Result | CLEC Std Dev | Qwest Num | Qwest Denom | Qwest Result | Mod Z Scr | Parity Scr |
| Jan-04 | 1 | 1 | 100.00% | 0.00% | 50 | 50 | 100.00% | N/A | N/A |
| Feb-04 | 1 | 1 | 100.00% | 0.00% | 45 | 47 | 95.74% | -0.21 | -1.13 |
| Mar-04 | 2 | 2 | 100.00% | 0.00% | 37 | 39 | 94.87% | -0.32 | -1.19 |
| Apr-04 | 1 | 1 | 100.00% | 0.00% | 21 | 22 | 95.45% | -0.21 | -1.13 |
| May-04 | | | | | | | | | |
| Jun-04 | | | | | | | | | |
| Jul-04 | | | | | | | | | |
| Aug-04 | 1 | 1 | 100.00% | 0.00% | 45 | 47 | 95.74% | -0.21 | -1.13 |
| Sep-04 | 1 | 1 | 100.00% | 0.00% | 27 | 28 | 96.43% | -0.19 | -1.11 |
| Oct-04 | | | | | | | | | |
| Nov-04 | | | | | | | | | |
| Dec-04 | | | | | | | | | |

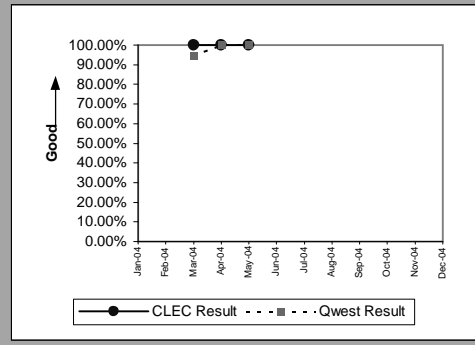


| Centrex 21) (Parity) | | | | | | | | | |
|----------------------|----------|------------|-------------|--------------|-----------|-------------|--------------|-----------|------------|
| Date | CLEC Num | CLEC Denom | CLEC Result | CLEC Std Dev | Qwest Num | Qwest Denom | Qwest Result | Mod Z Scr | Parity Scr |
| Jan-04 | | | | | | | | | |
| Feb-04 | | | | | | | | | |
| Mar-04 | 1 | 1 | 100.00% | 0.00% | 66 | 67 | 98.51% | -0.12 | -1.07 |
| Apr-04 | 1 | 1 | 100.00% | 0.00% | 59 | 61 | 96.72% | -0.18 | -1.11 |
| May-04 | | | | | | | | | |
| Jun-04 | | | | | | | | | |
| Jul-04 | | | | | | | | | |
| Aug-04 | | | | | | | | | |
| Sep-04 | 1 | 1 | 100.00% | 0.00% | 61 | 62 | 98.39% | -0.13 | -1.08 |
| Oct-04 | 3 | 3 | 100.00% | 0.00% | 54 | 54 | 100.00% | N/A | N/A |
| Nov-04 | 1 | 1 | 100.00% | 0.00% | 59 | 59 | 100.00% | N/A | N/A |
| Dec-04 | | | | | | | | | |

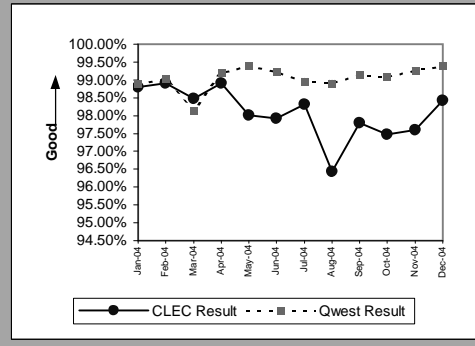


MR-9C - Repair Appointments Met (Percent) - No dispatches

| PBX (Parity) | | | | | | | | | |
|--------------|----------|------------|-------------|--------------|-----------|-------------|--------------|-----------|------------|
| Date | CLEC Num | CLEC Denom | CLEC Result | CLEC Std Dev | Qwest Num | Qwest Denom | Qwest Result | Mod Z Scr | Parity Scr |
| Jan-04 | | | | | | | | | |
| Feb-04 | | | | | | | | | |
| Mar-04 | 2 | 2 | 100.00% | 0.00% | 18 | 19 | 94.74% | -0.32 | -1.19 |
| Apr-04 | 1 | 1 | 100.00% | 0.00% | 5 | 5 | 100.00% | N/A | N/A |
| May-04 | 2 | 2 | 100.00% | 0.00% | 7 | 7 | 100.00% | N/A | N/A |
| Jun-04 | | | | | | | | | |
| Jul-04 | | | | | | | | | |
| Aug-04 | | | | | | | | | |
| Sep-04 | | | | | | | | | |
| Oct-04 | | | | | | | | | |
| Nov-04 | | | | | | | | | |
| Dec-04 | | | | | | | | | |

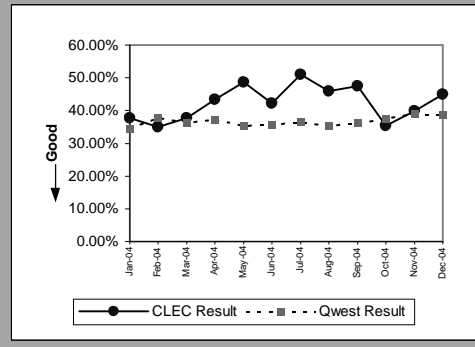


| UNE - P (POTS) (Parity) | | | | | | | | | |
|-------------------------|----------|------------|-------------|--------------|-----------|-------------|--------------|-----------|------------|
| Date | CLEC Num | CLEC Denom | CLEC Result | CLEC Std Dev | Qwest Num | Qwest Denom | Qwest Result | Mod Z Scr | Parity Scr |
| Jan-04 | 164 | 166 | 98.80% | 10.91% | 4063 | 4109 | 98.88% | 0.18 | -0.89 |
| Feb-04 | 181 | 183 | 98.91% | 10.40% | 3687 | 3723 | 99.03% | 0.24 | -0.86 |
| Mar-04 | 193 | 196 | 98.47% | 12.28% | 4164 | 4243 | 98.14% | -0.34 | -1.2 |
| Apr-04 | 182 | 184 | 98.91% | 10.37% | 3205 | 3231 | 99.20% | 0.46 | -0.72 |
| May-04 | 246 | 251 | 98.01% | 13.97% | 3395 | 3416 | 99.39% | 2.12 | 0.29 |
| Jun-04 | 235 | 240 | 97.92% | 14.28% | 3888 | 3918 | 99.23% | 1.89 | 0.15 |
| Jul-04 | 233 | 237 | 98.31% | 12.88% | 3596 | 3634 | 98.95% | 0.92 | -0.44 |
| Aug-04 | 216 | 224 | 96.43% | 18.56% | 4105 | 4150 | 98.92% | 2.75 | 0.67 |
| Sep-04 | 177 | 181 | 97.79% | 14.70% | 4174 | 4210 | 99.14% | 1.66 | 0.01 |
| Oct-04 | 154 | 158 | 97.47% | 15.71% | 3592 | 3625 | 99.09% | 1.76 | 0.07 |
| Nov-04 | 122 | 125 | 97.60% | 15.30% | 3137 | 3160 | 99.27% | 1.74 | 0.06 |
| Dec-04 | 125 | 127 | 98.43% | 12.45% | 2937 | 2955 | 99.39% | 1.18 | -0.28 |

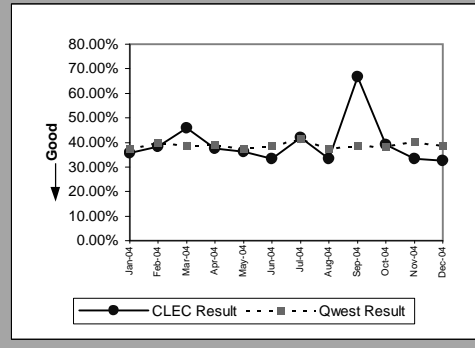


MR-10 - Customer-Related Trouble Reports (Percent)

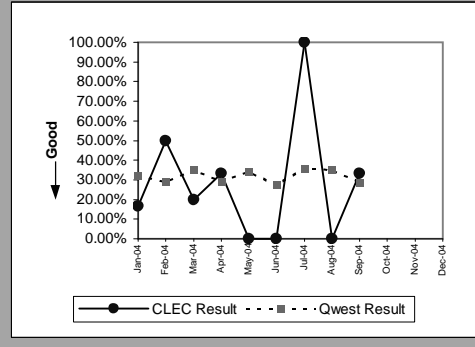
| Residence) (Diagnostic) | | | | | | | | | |
|-------------------------|----------|------------|-------------|--------------|-----------|-------------|--------------|-----------|------------|
| Date | CLEC Num | CLEC Denom | CLEC Result | CLEC Std Dev | Qwest Num | Qwest Denom | Qwest Result | Mod Z Scr | Parity Scr |
| Jan-04 | 85 | 225 | 37.78% | 48.48% | 12478 | 36375 | 34.30% | 1.09 | -0.34 |
| Feb-04 | 41 | 117 | 35.04% | 47.71% | 10173 | 26815 | 37.94% | -0.64 | -1.39 |
| Mar-04 | 34 | 90 | 37.78% | 48.48% | 10051 | 27686 | 36.30% | 0.3 | -0.82 |
| Apr-04 | 40 | 92 | 43.48% | 49.57% | 9224 | 24684 | 37.37% | 1.2 | -0.27 |
| May-04 | 57 | 117 | 48.72% | 49.98% | 9741 | 27530 | 35.38% | 2.95 | 0.79 |
| Jun-04 | 38 | 90 | 42.22% | 49.39% | 10056 | 28044 | 35.86% | 1.25 | -0.24 |
| Jul-04 | 49 | 96 | 51.04% | 49.99% | 9540 | 26092 | 36.56% | 2.88 | 0.75 |
| Aug-04 | 52 | 113 | 46.02% | 49.84% | 11333 | 32112 | 35.29% | 2.34 | 0.42 |
| Sep-04 | 49 | 103 | 47.57% | 49.94% | 9945 | 27498 | 36.17% | 2.37 | 0.44 |
| Oct-04 | 39 | 110 | 35.45% | 47.84% | 10115 | 26911 | 37.59% | -0.46 | -1.28 |
| Nov-04 | 43 | 108 | 39.81% | 48.95% | 9855 | 25188 | 39.13% | 0.15 | -0.91 |
| Dec-04 | 50 | 111 | 45.05% | 49.75% | 10423 | 26915 | 38.73% | 1.36 | -0.18 |



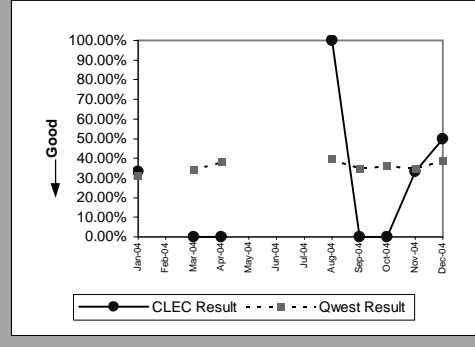
| Business) (Diagnostic) | | | | | | | | | |
|------------------------|----------|------------|-------------|--------------|-----------|-------------|--------------|-----------|------------|
| Date | CLEC Num | CLEC Denom | CLEC Result | CLEC Std Dev | Qwest Num | Qwest Denom | Qwest Result | Mod Z Scr | Parity Scr |
| Jan-04 | 63 | 176 | 35.80% | 47.94% | 1493 | 4001 | 37.32% | -0.41 | -1.25 |
| Feb-04 | 33 | 86 | 38.37% | 48.63% | 1304 | 3274 | 39.83% | -0.27 | -1.17 |
| Mar-04 | 11 | 24 | 45.83% | 49.83% | 1349 | 3467 | 38.91% | 0.69 | -0.58 |
| Apr-04 | 9 | 24 | 37.50% | 48.41% | 1247 | 3184 | 39.16% | -0.17 | -1.1 |
| May-04 | 13 | 36 | 36.11% | 48.03% | 1222 | 3267 | 37.40% | -0.16 | -1.1 |
| Jun-04 | 12 | 36 | 33.33% | 47.14% | 1436 | 3711 | 38.70% | -0.66 | -1.4 |
| Jul-04 | 13 | 31 | 41.94% | 49.35% | 1390 | 3356 | 41.42% | 0.06 | -0.96 |
| Aug-04 | 9 | 27 | 33.33% | 47.14% | 1442 | 3847 | 37.48% | -0.44 | -1.27 |
| Sep-04 | 14 | 21 | 66.67% | 47.14% | 1350 | 3510 | 38.46% | 2.57 | 0.56 |
| Oct-04 | 9 | 23 | 39.13% | 48.80% | 1302 | 3405 | 38.24% | 0.1 | -0.94 |
| Nov-04 | 10 | 30 | 33.33% | 47.14% | 1293 | 3201 | 40.39% | -0.78 | -1.48 |
| Dec-04 | 13 | 40 | 32.50% | 46.84% | 1248 | 3228 | 38.66% | -0.8 | -1.48 |



| Centrex) (Diagnostic) | | | | | | | | | |
|-----------------------|----------|------------|-------------|--------------|-----------|-------------|--------------|-----------|------------|
| Date | CLEC Num | CLEC Denom | CLEC Result | CLEC Std Dev | Qwest Num | Qwest Denom | Qwest Result | Mod Z Scr | Parity Scr |
| Jan-04 | 1 | 6 | 16.67% | 37.27% | 78 | 241 | 32.37% | -0.81 | -1.49 |
| Feb-04 | 2 | 4 | 50.00% | 50.00% | 71 | 245 | 28.98% | 0.83 | -0.5 |
| Mar-04 | 1 | 5 | 20.00% | 40.00% | 77 | 218 | 35.32% | -0.71 | -1.43 |
| Apr-04 | 2 | 6 | 33.33% | 47.14% | 55 | 187 | 29.41% | 0.21 | -0.87 |
| May-04 | 0 | 1 | 0.00% | 0.00% | 63 | 184 | 34.24% | -0.72 | -1.44 |
| Jun-04 | 0 | 1 | 0.00% | 0.00% | 53 | 194 | 27.32% | -0.61 | -1.37 |
| Jul-04 | 1 | 1 | 100.00% | 0.00% | 72 | 201 | 35.82% | 0.92 | -0.44 |
| Aug-04 | 0 | 2 | 0.00% | 0.00% | 75 | 214 | 35.05% | -1.03 | -1.63 |
| Sep-04 | 1 | 3 | 33.33% | 47.14% | 51 | 178 | 28.65% | 0.17 | -0.9 |
| Oct-04 | | | | | | | | | |
| Nov-04 | | | | | | | | | |
| Dec-04 | | | | | | | | | |

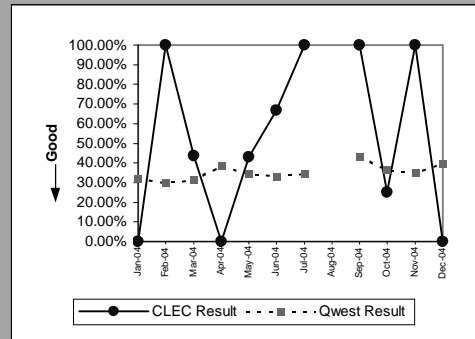


| Centrex 21) (Diagnostic) | | | | | | | | | |
|--------------------------|----------|------------|-------------|--------------|-----------|-------------|--------------|-----------|------------|
| Date | CLEC Num | CLEC Denom | CLEC Result | CLEC Std Dev | Qwest Num | Qwest Denom | Qwest Result | Mod Z Scr | Parity Scr |
| Jan-04 | 1 | 3 | 33.33% | 47.14% | 122 | 390 | 31.28% | 0.09 | -0.94 |
| Feb-04 | | | | | | | | | |
| Mar-04 | 0 | 2 | 0.00% | 0.00% | 123 | 361 | 34.07% | -1.01 | -1.62 |
| Apr-04 | 0 | 2 | 0.00% | 0.00% | 111 | 291 | 38.14% | -1.11 | -1.67 |
| May-04 | | | | | | | | | |
| Jun-04 | | | | | | | | | |
| Jul-04 | | | | | | | | | |
| Aug-04 | 1 | 1 | 100.00% | 0.00% | 131 | 329 | 39.82% | 0.85 | -0.49 |
| Sep-04 | 0 | 3 | 0.00% | 0.00% | 101 | 291 | 34.71% | -1.26 | -1.76 |
| Oct-04 | 0 | 3 | 0.00% | 0.00% | 110 | 303 | 36.30% | -1.3 | -1.79 |
| Nov-04 | 1 | 3 | 33.33% | 47.14% | 112 | 322 | 34.78% | -0.05 | -1.03 |
| Dec-04 | 3 | 6 | 50.00% | 50.00% | 93 | 240 | 38.75% | 0.53 | -0.68 |

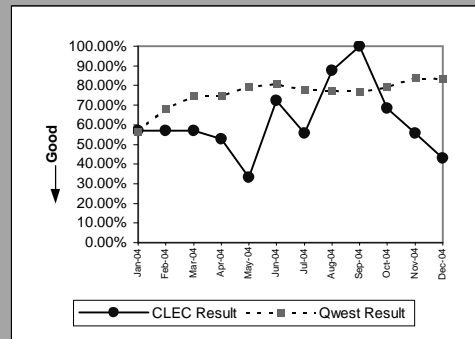


MR-10 - Customer-Related Trouble Reports (Percent)

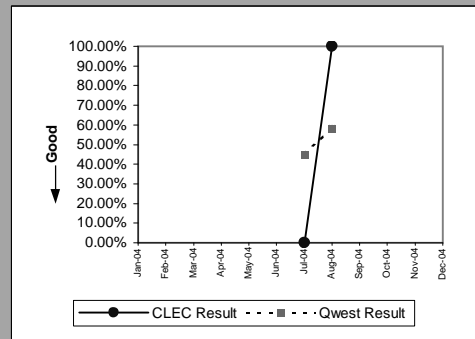
| PBX (Diagnostic) | | | | | | | | | |
|------------------|----------|------------|-------------|--------------|-----------|-------------|--------------|-----------|------------|
| Date | CLEC Num | CLEC Denom | CLEC Result | CLEC Std Dev | Qwest Num | Qwest Denom | Qwest Result | Mod Z Scr | Parity Scr |
| Jan-04 | 0 | 3 | 0.00% | 0.00% | 45 | 140 | 32.14% | -1.18 | -1.72 |
| Feb-04 | 2 | 2 | 100.00% | 0.00% | 37 | 123 | 30.08% | 1.72 | 0.05 |
| Mar-04 | 7 | 16 | 43.75% | 49.61% | 52 | 166 | 31.33% | 0.99 | -0.4 |
| Apr-04 | 0 | 2 | 0.00% | 0.00% | 45 | 117 | 38.46% | -1.11 | -1.67 |
| May-04 | 3 | 7 | 42.86% | 49.49% | 39 | 113 | 34.51% | 0.43 | -0.74 |
| Jun-04 | 2 | 3 | 66.67% | 47.14% | 49 | 148 | 33.11% | 1.06 | -0.36 |
| Jul-04 | 6 | 6 | 100.00% | 0.00% | 41 | 119 | 34.45% | 3.17 | 0.93 |
| Aug-04 | | | | | | | | | |
| Sep-04 | 1 | 1 | 100.00% | 0.00% | 49 | 114 | 42.98% | 0.79 | -0.52 |
| Oct-04 | 1 | 4 | 25.00% | 43.30% | 32 | 88 | 36.36% | -0.46 | -1.28 |
| Nov-04 | 1 | 1 | 100.00% | 0.00% | 43 | 123 | 34.96% | 0.94 | -0.43 |
| Dec-04 | 0 | 1 | 0.00% | 0.00% | 37 | 93 | 39.78% | -0.81 | -1.49 |



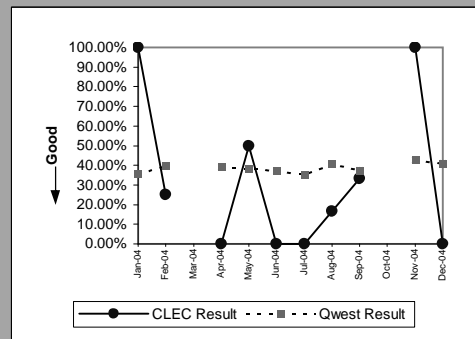
| Qwest DSL (Diagnostic) | | | | | | | | | |
|------------------------|----------|------------|-------------|--------------|-----------|-------------|--------------|-----------|------------|
| Date | CLEC Num | CLEC Denom | CLEC Result | CLEC Std Dev | Qwest Num | Qwest Denom | Qwest Result | Mod Z Scr | Parity Scr |
| Jan-04 | 8 | 14 | 57.14% | 49.49% | 3385 | 5980 | 56.61% | 0.03 | -0.98 |
| Feb-04 | 4 | 7 | 57.14% | 49.49% | 5841 | 8599 | 67.93% | -0.61 | -1.37 |
| Mar-04 | 4 | 7 | 57.14% | 49.49% | 10432 | 13965 | 74.70% | -1.07 | -1.65 |
| Apr-04 | 10 | 19 | 52.63% | 49.93% | 9663 | 12965 | 74.53% | -2.19 | -2.33 |
| May-04 | 3 | 9 | 33.33% | 47.14% | 11621 | 14625 | 79.46% | -3.42 | -3.08 |
| Jun-04 | 13 | 18 | 72.22% | 44.79% | 12042 | 14904 | 80.80% | -0.92 | -1.56 |
| Jul-04 | 5 | 9 | 55.56% | 49.69% | 11701 | 15001 | 78.00% | -1.63 | -1.99 |
| Aug-04 | 7 | 8 | 87.50% | 33.07% | 12637 | 16305 | 77.50% | 0.58 | -0.65 |
| Sep-04 | 3 | 3 | 100.00% | 0.00% | 11638 | 15137 | 76.88% | 0.75 | -0.54 |
| Oct-04 | 13 | 19 | 68.42% | 46.48% | 13383 | 16876 | 79.30% | -1.17 | -1.71 |
| Nov-04 | 10 | 18 | 55.56% | 49.69% | 11967 | 14224 | 84.13% | -3.32 | -3.02 |
| Dec-04 | 3 | 7 | 42.86% | 49.49% | 13312 | 15964 | 83.39% | -2.88 | -2.75 |



| ISDN Primary (Diagnostic) | | | | | | | | | |
|---------------------------|----------|------------|-------------|--------------|-----------|-------------|--------------|-----------|------------|
| Date | CLEC Num | CLEC Denom | CLEC Result | CLEC Std Dev | Qwest Num | Qwest Denom | Qwest Result | Mod Z Scr | Parity Scr |
| Jan-04 | | | | | | | | | |
| Feb-04 | | | | | | | | | |
| Mar-04 | | | | | | | | | |
| Apr-04 | | | | | | | | | |
| May-04 | | | | | | | | | |
| Jun-04 | | | | | | | | | |
| Jul-04 | 0 | 1 | 0.00% | 0.00% | 22 | 49 | 44.90% | -0.89 | -1.54 |
| Aug-04 | 2 | 2 | 100.00% | 0.00% | 38 | 65 | 58.46% | 0.97 | -0.41 |
| Sep-04 | | | | | | | | | |
| Oct-04 | | | | | | | | | |
| Nov-04 | | | | | | | | | |
| Dec-04 | | | | | | | | | |

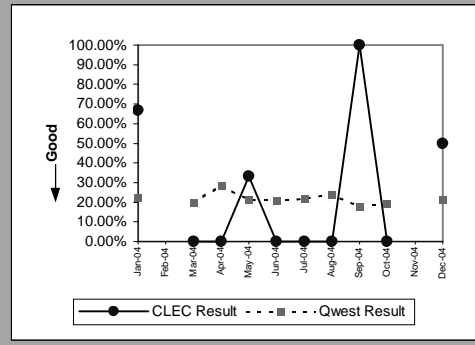


| DS0 (Diagnostic) | | | | | | | | | |
|------------------|----------|------------|-------------|--------------|-----------|-------------|--------------|-----------|------------|
| Date | CLEC Num | CLEC Denom | CLEC Result | CLEC Std Dev | Qwest Num | Qwest Denom | Qwest Result | Mod Z Scr | Parity Scr |
| Jan-04 | 1 | 1 | 100.00% | 0.00% | 173 | 488 | 35.45% | 0.93 | -0.44 |
| Feb-04 | 1 | 4 | 25.00% | 43.30% | 180 | 452 | 39.82% | -0.6 | -1.37 |
| Mar-04 | | | | | | | | | |
| Apr-04 | 0 | 2 | 0.00% | 0.00% | 185 | 475 | 38.95% | -1.13 | -1.69 |
| May-04 | 1 | 2 | 50.00% | 50.00% | 188 | 489 | 38.45% | 0.28 | -0.83 |
| Jun-04 | 0 | 1 | 0.00% | 0.00% | 209 | 564 | 37.06% | -0.77 | -1.47 |
| Jul-04 | 0 | 3 | 0.00% | 0.00% | 190 | 542 | 35.06% | -1.27 | -1.77 |
| Aug-04 | 1 | 6 | 16.67% | 37.27% | 220 | 540 | 40.74% | -1.19 | -1.73 |
| Sep-04 | 1 | 3 | 33.33% | 47.14% | 192 | 511 | 37.57% | -0.15 | -1.09 |
| Oct-04 | | | | | | | | | |
| Nov-04 | 2 | 2 | 100.00% | 0.00% | 175 | 410 | 42.68% | 1.35 | -0.18 |
| Dec-04 | 0 | 3 | 0.00% | 0.00% | 180 | 439 | 41.00% | -1.44 | -1.87 |

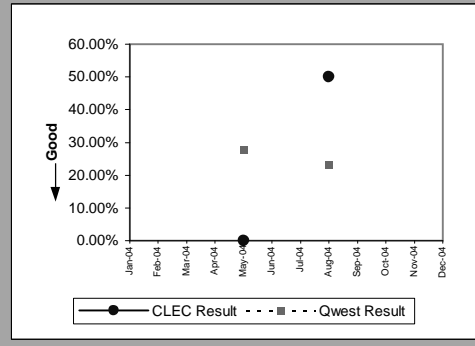


MR-10 - Customer-Related Trouble Reports (Percent)

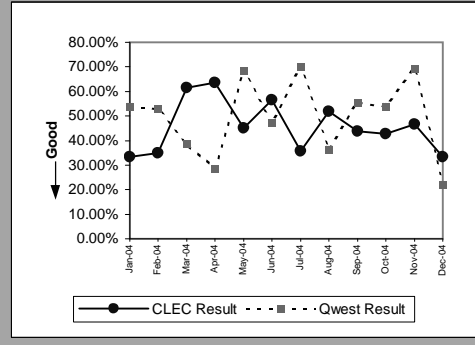
| DS1 (Diagnostic) | | | | | | | | | |
|------------------|----------|------------|-------------|--------------|-----------|-------------|--------------|-----------|------------|
| Date | CLEC Num | CLEC Denom | CLEC Result | CLEC Std Dev | Qwest Num | Qwest Denom | Qwest Result | Mod Z Scr | Parity Scr |
| Jan-04 | 2 | 3 | 66.67% | 47.14% | 88 | 395 | 22.28% | 1.5 | -0.09 |
| Feb-04 | | | | | | | | | |
| Mar-04 | 0 | 3 | 0.00% | 0.00% | 86 | 435 | 19.77% | -0.86 | -1.52 |
| Apr-04 | 0 | 1 | 0.00% | 0.00% | 105 | 372 | 28.23% | -0.63 | -1.38 |
| May-04 | 1 | 3 | 33.33% | 47.14% | 72 | 333 | 21.62% | 0.45 | -0.73 |
| Jun-04 | 0 | 2 | 0.00% | 0.00% | 92 | 444 | 20.72% | -0.72 | -1.44 |
| Jul-04 | 0 | 1 | 0.00% | 0.00% | 83 | 382 | 21.73% | -0.53 | -1.32 |
| Aug-04 | 0 | 2 | 0.00% | 0.00% | 110 | 457 | 24.07% | -0.79 | -1.48 |
| Sep-04 | 1 | 1 | 100.00% | 0.00% | 69 | 387 | 17.83% | 1.35 | -0.18 |
| Oct-04 | 0 | 1 | 0.00% | 0.00% | 71 | 367 | 19.35% | -0.49 | -1.3 |
| Nov-04 | | | | | | | | | |
| Dec-04 | 1 | 2 | 50.00% | 50.00% | 71 | 336 | 21.13% | 0.79 | -0.52 |



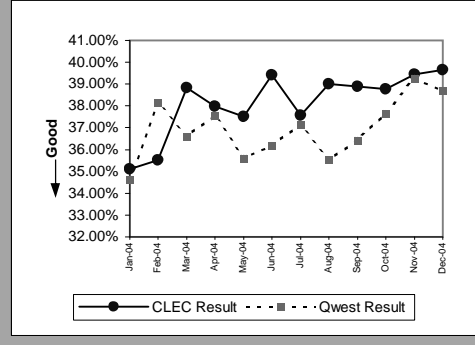
| Frame Relay (Diagnostic) | | | | | | | | | |
|--------------------------|----------|------------|-------------|--------------|-----------|-------------|--------------|-----------|------------|
| Date | CLEC Num | CLEC Denom | CLEC Result | CLEC Std Dev | Qwest Num | Qwest Denom | Qwest Result | Mod Z Scr | Parity Scr |
| Jan-04 | | | | | | | | | |
| Feb-04 | | | | | | | | | |
| Mar-04 | | | | | | | | | |
| Apr-04 | | | | | | | | | |
| May-04 | 0 | 2 | 0.00% | 0.00% | 30 | 108 | 27.78% | -0.87 | -1.53 |
| Jun-04 | | | | | | | | | |
| Jul-04 | | | | | | | | | |
| Aug-04 | 1 | 2 | 50.00% | 50.00% | 31 | 134 | 23.13% | 0.72 | -0.56 |
| Sep-04 | | | | | | | | | |
| Oct-04 | | | | | | | | | |
| Nov-04 | | | | | | | | | |
| Dec-04 | | | | | | | | | |



| LIS Trunk (Diagnostic) | | | | | | | | | |
|------------------------|----------|------------|-------------|--------------|-----------|-------------|--------------|-----------|------------|
| Date | CLEC Num | CLEC Denom | CLEC Result | CLEC Std Dev | Qwest Num | Qwest Denom | Qwest Result | Mod Z Scr | Parity Scr |
| Jan-04 | 5 | 15 | 33.33% | 47.14% | 14 | 26 | 53.85% | -1.27 | -1.77 |
| Feb-04 | 7 | 20 | 35.00% | 47.70% | 9 | 17 | 52.94% | -1.09 | -1.66 |
| Mar-04 | 16 | 26 | 61.54% | 48.65% | 5 | 13 | 38.46% | 1.24 | -0.24 |
| Apr-04 | 14 | 22 | 63.64% | 48.10% | 2 | 7 | 28.57% | 1.54 | -0.07 |
| May-04 | 9 | 20 | 45.00% | 49.75% | 13 | 19 | 68.42% | -1.57 | -1.96 |
| Jun-04 | 17 | 30 | 56.67% | 49.55% | 8 | 17 | 47.06% | 0.6 | -0.64 |
| Jul-04 | 5 | 14 | 35.71% | 47.92% | 7 | 10 | 70.00% | -1.81 | -2.1 |
| Aug-04 | 14 | 27 | 51.85% | 49.97% | 4 | 11 | 36.36% | 0.81 | -0.51 |
| Sep-04 | 7 | 16 | 43.75% | 49.61% | 10 | 18 | 55.56% | -0.69 | -1.42 |
| Oct-04 | 6 | 14 | 42.86% | 49.49% | 7 | 13 | 53.85% | -0.57 | -1.35 |
| Nov-04 | 7 | 15 | 46.67% | 49.89% | 9 | 13 | 69.23% | -1.29 | -1.78 |
| Dec-04 | 4 | 12 | 33.33% | 47.14% | 2 | 9 | 22.22% | 0.45 | -0.73 |

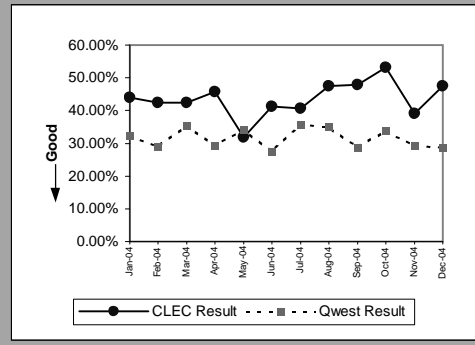


| UNE - P (POTS) (Diagnostic) | | | | | | | | | |
|-----------------------------|----------|------------|-------------|--------------|-----------|-------------|--------------|-----------|------------|
| Date | CLEC Num | CLEC Denom | CLEC Result | CLEC Std Dev | Qwest Num | Qwest Denom | Qwest Result | Mod Z Scr | Parity Scr |
| Jan-04 | 481 | 1370 | 35.11% | 47.73% | 13971 | 40376 | 34.60% | 0.39 | -0.76 |
| Feb-04 | 408 | 1149 | 35.51% | 47.85% | 11477 | 30089 | 38.14% | -1.8 | -2.1 |
| Mar-04 | 530 | 1365 | 38.83% | 48.74% | 11400 | 31153 | 36.59% | 1.68 | 0.02 |
| Apr-04 | 536 | 1411 | 37.99% | 48.54% | 10471 | 27868 | 37.57% | 0.31 | -0.81 |
| May-04 | 663 | 1768 | 37.50% | 48.41% | 10963 | 30797 | 35.60% | 1.62 | -0.01 |
| Jun-04 | 756 | 1918 | 39.42% | 48.87% | 11492 | 31755 | 36.19% | 2.86 | 0.74 |
| Jul-04 | 693 | 1844 | 37.58% | 48.43% | 10930 | 29448 | 37.12% | 0.4 | -0.76 |
| Aug-04 | 599 | 1536 | 39.00% | 48.77% | 12775 | 35959 | 35.53% | 2.78 | 0.69 |
| Sep-04 | 522 | 1342 | 38.90% | 48.75% | 11295 | 31008 | 36.43% | 1.84 | 0.12 |
| Oct-04 | 507 | 1308 | 38.76% | 48.72% | 11417 | 30316 | 37.66% | 0.8 | -0.51 |
| Nov-04 | 465 | 1179 | 39.44% | 48.87% | 11148 | 28389 | 39.27% | 0.12 | -0.93 |
| Dec-04 | 506 | 1276 | 39.66% | 48.92% | 11671 | 30143 | 38.72% | 0.67 | -0.59 |

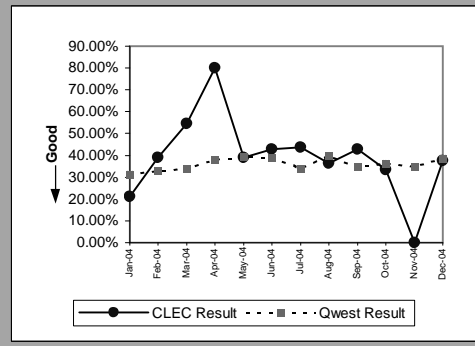


MR-10 - Customer-Related Trouble Reports (Percent)

| UNE P (Centrex) (Diagnostic) | | | | | | | | | |
|------------------------------|----------|------------|-------------|--------------|-----------|-------------|--------------|-----------|------------|
| Date | CLEC Num | CLEC Denom | CLEC Result | CLEC Std Dev | Qwest Num | Qwest Denom | Qwest Result | Mod Z Scr | Parity Scr |
| Jan-04 | 26 | 59 | 44.07% | 49.65% | 78 | 241 | 32.37% | 1.67 | 0.01 |
| Feb-04 | 17 | 40 | 42.50% | 49.43% | 71 | 245 | 28.98% | 1.68 | 0.02 |
| Mar-04 | 14 | 33 | 42.42% | 49.42% | 77 | 218 | 35.32% | 0.78 | -0.52 |
| Apr-04 | 16 | 35 | 45.71% | 49.82% | 55 | 187 | 29.41% | 1.85 | 0.12 |
| May-04 | 14 | 44 | 31.82% | 46.58% | 63 | 184 | 34.24% | -0.3 | -1.18 |
| Jun-04 | 19 | 46 | 41.30% | 49.24% | 53 | 194 | 27.32% | 1.82 | 0.1 |
| Jul-04 | 13 | 32 | 40.63% | 49.11% | 72 | 201 | 35.82% | 0.52 | -0.68 |
| Aug-04 | 19 | 40 | 47.50% | 49.94% | 75 | 214 | 35.05% | 1.47 | -0.1 |
| Sep-04 | 22 | 46 | 47.83% | 49.95% | 51 | 178 | 28.65% | 2.41 | 0.47 |
| Oct-04 | 17 | 32 | 53.13% | 49.90% | 60 | 177 | 33.90% | 2.03 | 0.23 |
| Nov-04 | 16 | 41 | 39.02% | 48.78% | 44 | 150 | 29.33% | 1.17 | -0.29 |
| Dec-04 | 19 | 40 | 47.50% | 49.94% | 60 | 209 | 28.71% | 2.27 | 0.38 |

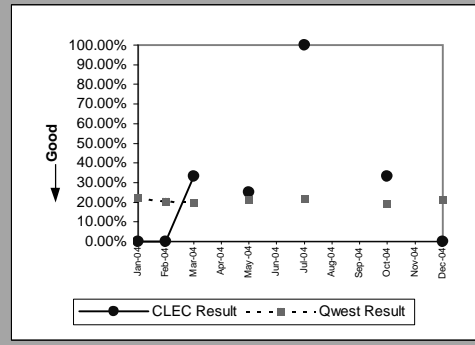


| UNE P (Centrex 21) (Diagnostic) | | | | | | | | | |
|---------------------------------|----------|------------|-------------|--------------|-----------|-------------|--------------|-----------|------------|
| Date | CLEC Num | CLEC Denom | CLEC Result | CLEC Std Dev | Qwest Num | Qwest Denom | Qwest Result | Mod Z Scr | Parity Scr |
| Jan-04 | 4 | 19 | 21.05% | 40.77% | 122 | 390 | 31.28% | -0.94 | -1.57 |
| Feb-04 | 7 | 18 | 38.89% | 48.75% | 93 | 283 | 32.86% | 0.53 | -0.68 |
| Mar-04 | 6 | 11 | 54.55% | 49.79% | 123 | 361 | 34.07% | 1.35 | -0.18 |
| Apr-04 | 12 | 15 | 80.00% | 40.00% | 111 | 291 | 38.14% | 3.18 | 0.93 |
| May-04 | 7 | 18 | 38.89% | 48.75% | 129 | 329 | 39.21% | -0.03 | -1.02 |
| Jun-04 | 6 | 14 | 42.86% | 49.49% | 139 | 356 | 39.04% | 0.29 | -0.83 |
| Jul-04 | 7 | 16 | 43.75% | 49.61% | 107 | 315 | 33.97% | 0.79 | -0.52 |
| Aug-04 | 4 | 11 | 36.36% | 48.10% | 131 | 329 | 39.82% | -0.23 | -1.14 |
| Sep-04 | 3 | 7 | 42.86% | 49.49% | 101 | 291 | 34.71% | 0.44 | -0.74 |
| Oct-04 | 3 | 9 | 33.33% | 47.14% | 110 | 303 | 36.30% | -0.18 | -1.11 |
| Nov-04 | 0 | 6 | 0.00% | 0.00% | 112 | 322 | 34.78% | -1.77 | -2.08 |
| Dec-04 | 6 | 16 | 37.50% | 48.41% | 93 | 240 | 38.75% | -0.1 | -1.06 |

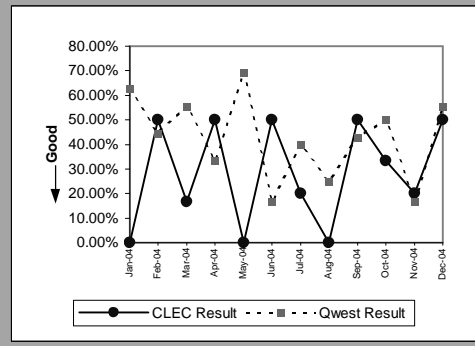


MR-10 - Customer-Related Trouble Reports (Percent)

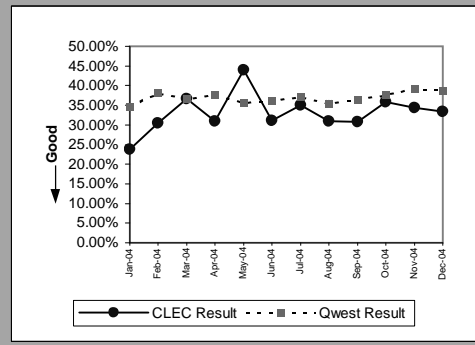
| UDIT DS1) (Diagnostic) | | | | | | | | | |
|------------------------|----------|------------|-------------|--------------|-----------|-------------|--------------|-----------|------------|
| Date | CLEC Num | CLEC Denom | CLEC Result | CLEC Std Dev | Qwest Num | Qwest Denom | Qwest Result | Mod Z Scr | Parity Scr |
| Jan-04 | 0 | 2 | 0.00% | 0.00% | 88 | 395 | 22.28% | -0.76 | -1.46 |
| Feb-04 | 0 | 2 | 0.00% | 0.00% | 77 | 376 | 20.48% | -0.72 | -1.44 |
| Mar-04 | 1 | 3 | 33.33% | 47.14% | 86 | 435 | 19.77% | 0.53 | -0.68 |
| Apr-04 | | | | | | | | | |
| May-04 | 1 | 4 | 25.00% | 43.30% | 72 | 333 | 21.62% | 0.19 | -0.89 |
| Jun-04 | | | | | | | | | |
| Jul-04 | 3 | 3 | 100.00% | 0.00% | 83 | 382 | 21.73% | 2.6 | 0.58 |
| Aug-04 | | | | | | | | | |
| Sep-04 | | | | | | | | | |
| Oct-04 | 1 | 3 | 33.33% | 47.14% | 71 | 367 | 19.35% | 0.55 | -0.67 |
| Nov-04 | | | | | | | | | |
| Dec-04 | 0 | 1 | 0.00% | 0.00% | 71 | 336 | 21.13% | -0.52 | -1.31 |



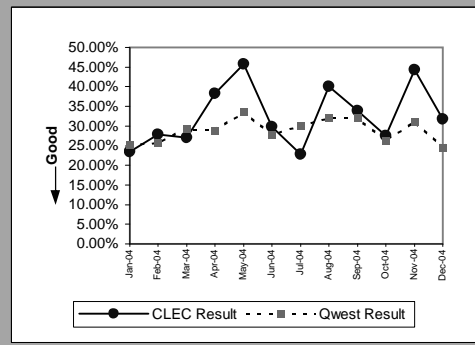
| UDIT Above DS1 Level) (Diagnostic) | | | | | | | | | |
|------------------------------------|----------|------------|-------------|--------------|-----------|-------------|--------------|-----------|------------|
| Date | CLEC Num | CLEC Denom | CLEC Result | CLEC Std Dev | Qwest Num | Qwest Denom | Qwest Result | Mod Z Scr | Parity Scr |
| Jan-04 | 0 | 3 | 0.00% | 0.00% | 5 | 8 | 62.50% | -1.91 | -2.16 |
| Feb-04 | 1 | 2 | 50.00% | 50.00% | 4 | 9 | 44.44% | -0.02 | -1.01 |
| Mar-04 | 1 | 6 | 16.67% | 37.27% | 10 | 18 | 55.56% | -1.66 | -2.01 |
| Apr-04 | 1 | 2 | 50.00% | 50.00% | 5 | 15 | 33.33% | 0.31 | -0.81 |
| May-04 | 0 | 2 | 0.00% | 0.00% | 9 | 13 | 69.23% | -1.97 | -2.2 |
| Jun-04 | 1 | 2 | 50.00% | 50.00% | 2 | 12 | 16.67% | 0.78 | -0.52 |
| Jul-04 | 1 | 5 | 20.00% | 40.00% | 4 | 10 | 40.00% | -0.75 | -1.45 |
| Aug-04 | 0 | 1 | 0.00% | 0.00% | 4 | 16 | 25.00% | -0.56 | -1.34 |
| Sep-04 | 1 | 2 | 50.00% | 50.00% | 3 | 7 | 42.86% | -0.01 | -1 |
| Oct-04 | 1 | 3 | 33.33% | 47.14% | 6 | 12 | 50.00% | -0.52 | -1.31 |
| Nov-04 | 1 | 5 | 20.00% | 40.00% | 2 | 12 | 16.67% | 0.08 | -0.95 |
| Dec-04 | 1 | 2 | 50.00% | 50.00% | 5 | 9 | 55.56% | -0.14 | -1.09 |



| Unbundled Loop Analog) (Diagnostic) | | | | | | | | | |
|-------------------------------------|----------|------------|-------------|--------------|-----------|-------------|--------------|-----------|------------|
| Date | CLEC Num | CLEC Denom | CLEC Result | CLEC Std Dev | Qwest Num | Qwest Denom | Qwest Result | Mod Z Scr | Parity Scr |
| Jan-04 | 75 | 315 | 23.81% | 42.59% | 13971 | 40376 | 34.60% | -4.01 | -3.44 |
| Feb-04 | 82 | 269 | 30.48% | 46.03% | 11477 | 30089 | 38.14% | -2.58 | -2.57 |
| Mar-04 | 135 | 369 | 36.59% | 48.17% | 11400 | 31153 | 36.59% | 0 | -1 |
| Apr-04 | 89 | 288 | 30.90% | 46.21% | 10471 | 27868 | 37.57% | -2.33 | -2.41 |
| May-04 | 130 | 296 | 43.92% | 49.63% | 10963 | 30797 | 35.60% | 2.94 | 0.78 |
| Jun-04 | 107 | 344 | 31.10% | 46.29% | 11492 | 31755 | 36.19% | -1.95 | -2.19 |
| Jul-04 | 130 | 371 | 35.04% | 47.71% | 10930 | 29448 | 37.12% | -0.82 | -1.5 |
| Aug-04 | 124 | 401 | 30.92% | 46.22% | 12775 | 35959 | 35.53% | -1.92 | -2.16 |
| Sep-04 | 110 | 357 | 30.81% | 46.17% | 11295 | 31008 | 36.43% | -2.19 | -2.33 |
| Oct-04 | 121 | 338 | 35.80% | 47.94% | 11417 | 30316 | 37.66% | -0.7 | -1.43 |
| Nov-04 | 123 | 358 | 34.36% | 47.49% | 11148 | 28389 | 39.27% | -1.89 | -2.15 |
| Dec-04 | 111 | 332 | 33.43% | 47.18% | 11671 | 30143 | 38.72% | -1.97 | -2.2 |

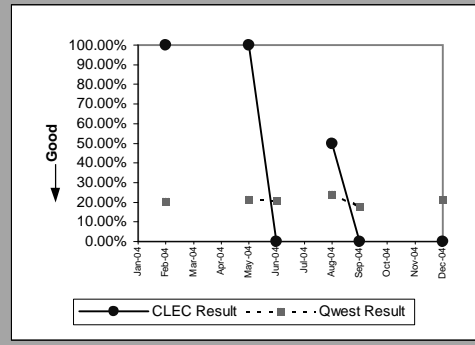


| Unbundled Loop - 2 Wire Non-Loaded) (Diagnostic) | | | | | | | | | |
|--|----------|------------|-------------|--------------|-----------|-------------|--------------|-----------|------------|
| Date | CLEC Num | CLEC Denom | CLEC Result | CLEC Std Dev | Qwest Num | Qwest Denom | Qwest Result | Mod Z Scr | Parity Scr |
| Jan-04 | 8 | 34 | 23.53% | 42.42% | 43 | 170 | 25.29% | -0.22 | -1.13 |
| Feb-04 | 12 | 43 | 27.91% | 44.85% | 46 | 179 | 25.70% | 0.3 | -0.82 |
| Mar-04 | 17 | 63 | 26.98% | 44.39% | 48 | 164 | 29.27% | -0.34 | -1.21 |
| Apr-04 | 18 | 47 | 38.30% | 48.61% | 60 | 208 | 28.85% | 1.25 | -0.24 |
| May-04 | 16 | 35 | 45.71% | 49.82% | 59 | 176 | 33.52% | 1.35 | -0.18 |
| Jun-04 | 14 | 47 | 29.79% | 45.73% | 47 | 169 | 27.81% | 0.27 | -0.84 |
| Jul-04 | 10 | 44 | 22.73% | 41.91% | 53 | 176 | 30.11% | -0.96 | -1.58 |
| Aug-04 | 20 | 50 | 40.00% | 48.99% | 55 | 171 | 32.16% | 1.02 | -0.38 |
| Sep-04 | 19 | 56 | 33.93% | 47.35% | 49 | 153 | 32.03% | 0.26 | -0.84 |
| Oct-04 | 14 | 51 | 27.45% | 44.63% | 34 | 130 | 26.15% | 0.18 | -0.89 |
| Nov-04 | 27 | 61 | 44.26% | 49.67% | 33 | 106 | 31.13% | 1.68 | 0.02 |
| Dec-04 | 26 | 82 | 31.71% | 46.53% | 32 | 130 | 24.62% | 1.12 | -0.32 |

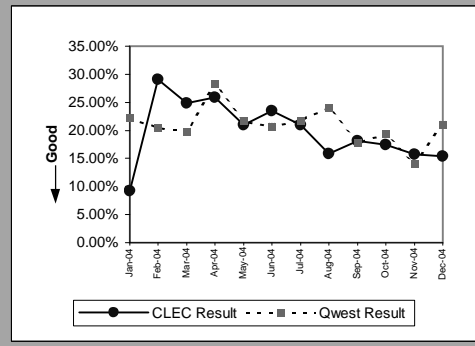


MR-10 - Customer-Related Trouble Reports (Percent)

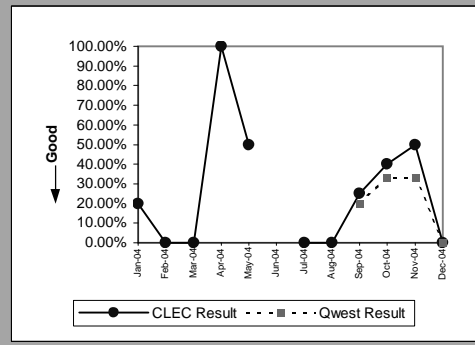
| Unbundled Loop - 4 Wire Non-Loaded) (Diagnostic) | | | | | | | | | |
|--|----------|------------|-------------|--------------|-----------|-------------|--------------|-----------|------------|
| Date | CLEC Num | CLEC Denom | CLEC Result | CLEC Std Dev | Qwest Num | Qwest Denom | Qwest Result | Mod Z Scr | Parity Scr |
| Jan-04 | | | | | | | | | |
| Feb-04 | 2 | 2 | 100.00% | 0.00% | 77 | 376 | 20.48% | 2.06 | 0.25 |
| Mar-04 | | | | | | | | | |
| Apr-04 | | | | | | | | | |
| May-04 | 4 | 4 | 100.00% | 0.00% | 72 | 333 | 21.62% | 3.1 | 0.89 |
| Jun-04 | 0 | 2 | 0.00% | 0.00% | 92 | 444 | 20.72% | -0.72 | -1.44 |
| Jul-04 | | | | | | | | | |
| Aug-04 | 1 | 2 | 50.00% | 50.00% | 110 | 457 | 24.07% | 0.7 | -0.58 |
| Sep-04 | 0 | 2 | 0.00% | 0.00% | 69 | 387 | 17.83% | -0.66 | -1.4 |
| Oct-04 | | | | | | | | | |
| Nov-04 | | | | | | | | | |
| Dec-04 | 0 | 1 | 0.00% | 0.00% | 71 | 336 | 21.13% | -0.52 | -1.31 |



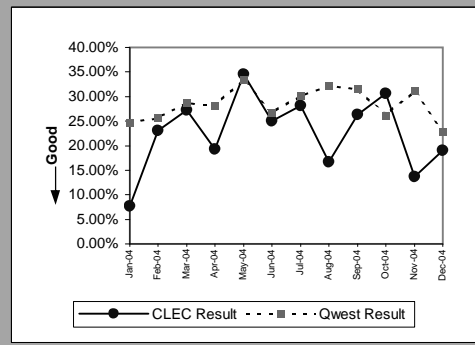
| Unbundled Loop - DS1 Capable) (Diagnostic) | | | | | | | | | |
|--|----------|------------|-------------|--------------|-----------|-------------|--------------|-----------|------------|
| Date | CLEC Num | CLEC Denom | CLEC Result | CLEC Std Dev | Qwest Num | Qwest Denom | Qwest Result | Mod Z Scr | Parity Scr |
| Jan-04 | 10 | 108 | 9.26% | 28.99% | 88 | 395 | 22.28% | -2.88 | -2.75 |
| Feb-04 | 23 | 79 | 29.11% | 45.43% | 77 | 376 | 20.48% | 1.65 | 0 |
| Mar-04 | 34 | 137 | 24.82% | 43.20% | 86 | 435 | 19.77% | 1.25 | -0.24 |
| Apr-04 | 28 | 108 | 25.93% | 43.82% | 105 | 372 | 28.23% | -0.47 | -1.28 |
| May-04 | 18 | 86 | 20.93% | 40.68% | 72 | 333 | 21.62% | -0.14 | -1.08 |
| Jun-04 | 36 | 153 | 23.53% | 42.42% | 92 | 444 | 20.72% | 0.73 | -0.56 |
| Jul-04 | 29 | 138 | 21.01% | 40.74% | 83 | 382 | 21.73% | -0.17 | -1.11 |
| Aug-04 | 23 | 145 | 15.86% | 36.53% | 110 | 457 | 24.07% | -2.01 | -2.22 |
| Sep-04 | 19 | 105 | 18.10% | 38.50% | 69 | 387 | 17.83% | 0.07 | -0.96 |
| Oct-04 | 19 | 109 | 17.43% | 37.94% | 71 | 367 | 19.35% | -0.44 | -1.27 |
| Nov-04 | 18 | 114 | 15.79% | 36.46% | 46 | 329 | 13.98% | 0.48 | -0.71 |
| Dec-04 | 16 | 104 | 15.38% | 36.08% | 71 | 336 | 21.13% | -1.25 | -1.76 |



| Unbundled Loop - XDSL) (Diagnostic) | | | | | | | | | |
|-------------------------------------|----------|------------|-------------|--------------|-----------|-------------|--------------|-----------|------------|
| Date | CLEC Num | CLEC Denom | CLEC Result | CLEC Std Dev | Qwest Num | Qwest Denom | Qwest Result | Mod Z Scr | Parity Scr |
| Jan-04 | 1 | 5 | 20.00% | 40.00% | | | | | N/A |
| Feb-04 | 0 | 4 | 0.00% | 0.00% | | | | | N/A |
| Mar-04 | 0 | 1 | 0.00% | 0.00% | | | | | N/A |
| Apr-04 | 1 | 1 | 100.00% | 0.00% | | | | | N/A |
| May-04 | 2 | 4 | 50.00% | 50.00% | | | | | N/A |
| Jun-04 | 0 | 5 | 0.00% | 0.00% | | | | | N/A |
| Jul-04 | 0 | 3 | 0.00% | 0.00% | | | | | N/A |
| Aug-04 | 1 | 4 | 25.00% | 43.30% | 1 | 5 | 20.00% | 0.02 | -0.99 |
| Sep-04 | 2 | 5 | 40.00% | 48.99% | 1 | 3 | 33.33% | -0.03 | -1.02 |
| Oct-04 | 1 | 2 | 50.00% | 50.00% | 2 | 6 | 33.33% | 0.2 | -0.88 |
| Nov-04 | 0 | 4 | 0.00% | 0.00% | 0 | 5 | 0.00% | N/A | N/A |

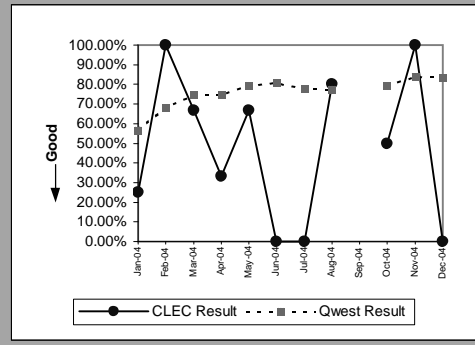


| Unbundled Loop ISDN Capable) (Diagnostic) | | | | | | | | | |
|---|----------|------------|-------------|--------------|-----------|-------------|--------------|-----------|------------|
| Date | CLEC Num | CLEC Denom | CLEC Result | CLEC Std Dev | Qwest Num | Qwest Denom | Qwest Result | Mod Z Scr | Parity Scr |
| Jan-04 | 3 | 39 | 7.69% | 26.65% | 41 | 166 | 24.70% | -2.22 | -2.35 |
| Feb-04 | 9 | 39 | 23.08% | 42.13% | 46 | 179 | 25.70% | -0.34 | -1.21 |
| Mar-04 | 12 | 44 | 27.27% | 44.54% | 47 | 163 | 28.83% | -0.2 | -1.12 |
| Apr-04 | 11 | 57 | 19.30% | 39.46% | 58 | 206 | 28.16% | -1.32 | -1.8 |
| May-04 | 10 | 29 | 34.48% | 47.53% | 58 | 174 | 33.33% | 0.11 | -0.93 |
| Jun-04 | 13 | 52 | 25.00% | 43.30% | 44 | 165 | 26.67% | -0.24 | -1.14 |
| Jul-04 | 11 | 39 | 28.21% | 45.00% | 53 | 176 | 30.11% | -0.24 | -1.14 |
| Aug-04 | 5 | 30 | 16.67% | 37.27% | 55 | 171 | 32.16% | -1.68 | -2.02 |
| Sep-04 | 5 | 19 | 26.32% | 44.03% | 48 | 152 | 31.58% | -0.47 | -1.28 |
| Oct-04 | 11 | 36 | 30.56% | 46.06% | 34 | 130 | 26.15% | 0.52 | -0.68 |
| Nov-04 | 3 | 22 | 13.64% | 34.32% | 33 | 106 | 31.13% | -1.61 | -1.98 |
| Dec-04 | 8 | 42 | 19.05% | 39.27% | 29 | 127 | 22.83% | -0.51 | -1.31 |

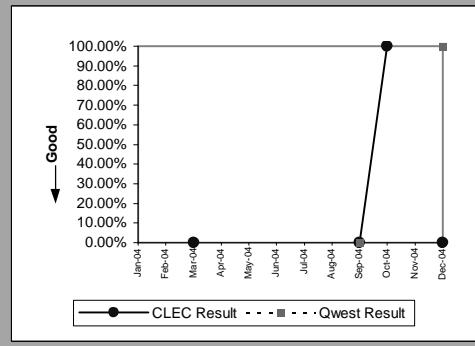


MR-10 - Customer-Related Trouble Reports (Percent)

| Unbundled Loop - ADSL Qualified) (Diagnostic) | | | | | | | | | |
|---|----------|------------|-------------|--------------|-----------|-------------|--------------|-----------|------------|
| Date | CLEC Num | CLEC Denom | CLEC Result | CLEC Std Dev | Qwest Num | Qwest Denom | Qwest Result | Mod Z Scr | Parity Scr |
| Jan-04 | 1 | 4 | 25.00% | 43.30% | 3385 | 5980 | 56.61% | -1.27 | -1.78 |
| Feb-04 | 1 | 1 | 100.00% | 0.00% | 5841 | 8599 | 67.93% | 0.41 | -0.75 |
| Mar-04 | 4 | 6 | 66.67% | 47.14% | 10432 | 13965 | 74.70% | -0.45 | -1.28 |
| Apr-04 | 2 | 6 | 33.33% | 47.14% | 9663 | 12965 | 74.53% | -2.32 | -2.41 |
| May-04 | 2 | 3 | 66.67% | 47.14% | 11621 | 14625 | 79.46% | -0.55 | -1.33 |
| Jun-04 | 0 | 2 | 0.00% | 0.00% | 12044 | 14906 | 80.80% | -2.9 | -2.76 |
| Jul-04 | 0 | 2 | 0.00% | 0.00% | 11704 | 15005 | 78.00% | -2.66 | -2.62 |
| Aug-04 | 4 | 5 | 80.00% | 40.00% | 12640 | 16310 | 77.50% | 0.04 | -0.97 |
| Sep-04 | | | | | | | | | |
| Oct-04 | 1 | 2 | 50.00% | 50.00% | 13388 | 16883 | 79.30% | -1.02 | -1.62 |
| Nov-04 | 2 | 2 | 100.00% | 0.00% | 11972 | 14231 | 84.13% | 0.37 | -0.77 |
| Dec-04 | 0 | 1 | 0.00% | 0.00% | 13313 | 15965 | 83.39% | -2.24 | -2.36 |

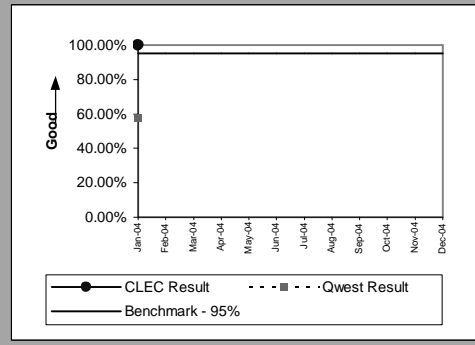


| E911 (Diagnostic) | | | | | | | | | |
|-------------------|----------|------------|-------------|--------------|-----------|-------------|--------------|-----------|------------|
| Date | CLEC Num | CLEC Denom | CLEC Result | CLEC Std Dev | Qwest Num | Qwest Denom | Qwest Result | Mod Z Scr | Parity Scr |
| Jan-04 | | | | | | | | | |
| Feb-04 | | | | | | | | | |
| Mar-04 | 0 | 1 | 0.00% | 0.00% | | | | | N/A |
| Apr-04 | | | | | | | | | |
| May-04 | | | | | | | | | |
| Jun-04 | | | | | | | | | |
| Jul-04 | | | | | | | | | |
| Aug-04 | | | | | | | | | |
| Sep-04 | 0 | 1 | 0.00% | 0.00% | 0 | 1 | 0.00% | N/A | N/A |
| Oct-04 | 1 | 1 | 100.00% | 0.00% | | | | | N/A |
| Nov-04 | | | | | | | | | |
| Dec-04 | 0 | 1 | 0.00% | 0.00% | 1 | 1 | 100.00% | N/A | N/A |

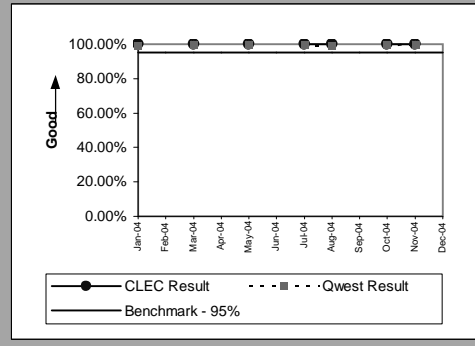


MR-11 - LNP Trouble Reports Cleared

| LNP Trouble Reports Cleared within 4 Hours (Percent) (MR-11A) (Benchmark) | | | | | | | | | |
|---|----------|------------|-------------|--------------|-----------|-------------|--------------|-----------|------------|
| Date | CLEC Num | CLEC Denom | CLEC Result | CLEC Std Dev | Qwest Num | Qwest Denom | Qwest Result | Mod Z Scr | Parity Scr |
| Jan-04 | 1 | 1 | 100.00% | 0.00% | 1078 | 1874 | 57.52% | -0.86 | -1.52 |
| Feb-04 | | | | | | | | | |
| Mar-04 | | | | | | | | | |
| Apr-04 | | | | | | | | | |
| May-04 | | | | | | | | | |
| Jun-04 | | | | | | | | | |
| Jul-04 | | | | | | | | | |
| Aug-04 | | | | | | | | | |
| Sep-04 | | | | | | | | | |
| Oct-04 | | | | | | | | | |
| Nov-04 | | | | | | | | | |
| Dec-04 | | | | | | | | | |

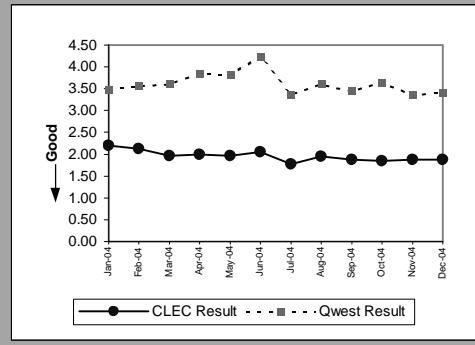


| LNP Trouble Reports Cleared within 48 Hours - All Volumes (Percent) (MR-11B) (Benchmark) | | | | | | | | | |
|--|----------|------------|-------------|--------------|-----------|-------------|--------------|-----------|------------|
| Date | CLEC Num | CLEC Denom | CLEC Result | CLEC Std Dev | Qwest Num | Qwest Denom | Qwest Result | Mod Z Scr | Parity Scr |
| Jan-04 | 5 | 5 | 100.00% | 0.00% | 4079 | 4102 | 99.44% | -0.17 | -1.1 |
| Feb-04 | | | | | | | | | |
| Mar-04 | 1 | 1 | 100.00% | 0.00% | 4230 | 4236 | 99.86% | -0.04 | -1.02 |
| Apr-04 | | | | | | | | | |
| May-04 | 1 | 1 | 100.00% | 0.00% | 3404 | 3410 | 99.82% | -0.04 | -1.03 |
| Jun-04 | | | | | | | | | |
| Jul-04 | 1 | 1 | 100.00% | 0.00% | 3616 | 3624 | 99.78% | -0.05 | -1.03 |
| Aug-04 | 1 | 1 | 100.00% | 0.00% | 4093 | 4133 | 99.03% | -0.1 | -1.06 |
| Sep-04 | | | | | | | | | |
| Oct-04 | 1 | 1 | 100.00% | 0.00% | 3604 | 3614 | 99.72% | -0.05 | -1.03 |
| Nov-04 | 2 | 2 | 100.00% | 0.00% | 3139 | 3144 | 99.84% | -0.06 | -1.03 |
| Dec-04 | | | | | | | | | |



BI-1 - Time to Provide Recorded Usage Records

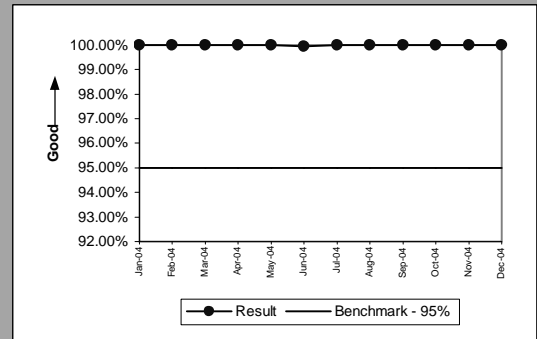
| Time to Provide Usage Records (Average Days) UNEs and Resale Aggregate (BI-1A) (Parity) | | | | | | | | | |
|---|-----------|------------|-------------|--------------|-----------|-------------|--------------|-----------|------------|
| Date | CLEC Num | CLEC Denom | CLEC Result | CLEC Std Dev | Qwest Num | Qwest Denom | Qwest Result | Mod Z Scr | Parity Scr |
| Jan-04 | 54808195 | 24964590 | 2.20 | 1.47 | 34335175 | 9833047 | 3.49 | -927.82 | -565.07 |
| Feb-04 | 53139933 | 25016993 | 2.12 | 2.30 | 31816306 | 8930817 | 3.56 | -876.98 | -534.17 |
| Mar-04 | 87886777 | 44720443 | 1.97 | 0.77 | 35082688 | 9753847 | 3.60 | -1033.72 | -629.45 |
| Apr-04 | 88646737 | 44639175 | 1.99 | 0.78 | 34236382 | 8891349 | 3.85 | -1048.19 | -638.25 |
| May-04 | 87339820 | 44397575 | 1.97 | 0.73 | 31367973 | 8222775 | 3.81 | -1011.79 | -616.12 |
| Jun-04 | 110560955 | 53892539 | 2.05 | 2.55 | 40904746 | 9660198 | 4.23 | -1110.22 | -675.97 |
| Jul-04 | 92220048 | 51937240 | 1.78 | 0.77 | 29251346 | 8668113 | 3.37 | -965.91 | -588.23 |
| Aug-04 | 102507752 | 52643667 | 1.95 | 1.42 | 31005335 | 8599076 | 3.61 | -918.21 | -559.23 |
| Sep-04 | 98272654 | 52619910 | 1.87 | 0.78 | 27754291 | 8043295 | 3.45 | -873.71 | -532.18 |
| Oct-04 | 89131775 | 48329358 | 1.84 | 1.05 | 26755739 | 7326834 | 3.65 | -890.55 | -542.41 |
| Nov-04 | 92151225 | 49094957 | 1.88 | 0.92 | 23808403 | 7082972 | 3.36 | -841.06 | -512.33 |
| Dec-04 | 100153135 | 53134114 | 1.88 | 1.01 | 26400929 | 7746236 | 3.41 | -967.11 | -588.96 |



Eff 8/04 Wholesale results may include non-251 products provisioned as part of Commercial Agreements. This level of identification/exclusion from 271 Billing results is not available at this time.

BI-1 - Time to Provide Recorded Usage Records

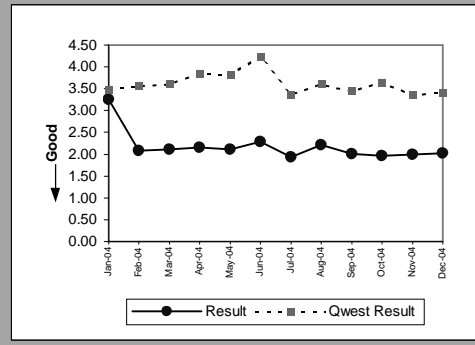
| Time to Provide Usage Records) (Percent) Jointly-provided Switched Access) (BI-1B)) (Benchmark) | | | | |
|--|-----------|-------------|---------|---------|
| Date | Numerator | Denominator | Result | |
| Jan-04 | 628266 | 628266 | 628266 | 100.00% |
| Feb-04 | 683582 | 683582 | 683582 | 100.00% |
| Mar-04 | 744626 | 744626 | 744626 | 100.00% |
| Apr-04 | 662725 | 662725 | 662725 | 100.00% |
| May-04 | 608022 | 608022 | 608022 | 100.00% |
| Jun-04 | 661721 | 662015 | 662015 | 99.96% |
| Jul-04 | 606212 | 606218 | 606218 | 100.00% |
| Aug-04 | 1008666 | 1008676 | 1008676 | 100.00% |
| Sep-04 | 661403 | 661404 | 661404 | 100.00% |
| Oct-04 | 636778 | 636785 | 636785 | 100.00% |
| Nov-04 | 615371 | 615371 | 615371 | 100.00% |
| Dec-04 | 674208 | 674213 | 674213 | 100.00% |



Eff 8/04 Wholesale results may include non-251 products provisioned as part of Commercial Agreements. This level of identification/exclusion from 271 Billing results is not available at this time.

BI-1 - Time to Provide Recorded Usage Reports

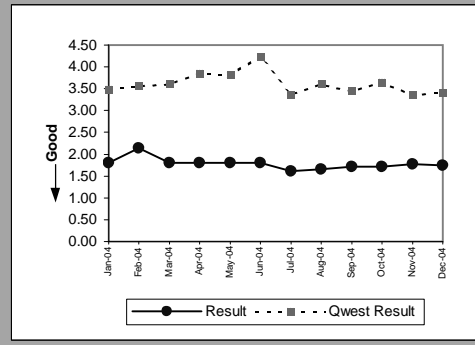
| Time to Provide Usage Records (CAT11) (Average Days) UNEs and Resale Aggregate (BI-1C-1) (Diagnostic) | | | | | | | | | |
|---|-----------|-------------|--------|--------------|-----------|-------------|--------------|-----------|------------|
| Date | Numerator | Denominator | Result | CLEC Std Dev | Qwest Num | Qwest Denom | Qwest Result | Mod Z Scr | Parity Scr |
| Jan-04 | 21920299 | 6733284 | 3.26 | 2.29 | 34335175 | 9833047 | 3.49 | -127.29 | -78.39 |
| Feb-04 | 13540733 | 6501023 | 2.08 | 1.04 | 31816306 | 8930817 | 3.56 | -682.11 | -415.69 |
| Mar-04 | 48352979 | 22886898 | 2.11 | 0.78 | 35082688 | 9753847 | 3.60 | -869 | -529.32 |
| Apr-04 | 49804825 | 23071130 | 2.16 | 0.90 | 34236382 | 8891349 | 3.85 | -884.78 | -538.91 |
| May-04 | 48404979 | 22894147 | 2.11 | 0.81 | 31367973 | 8222775 | 3.81 | -869.61 | -529.68 |
| Jun-04 | 61966288 | 27100389 | 2.29 | 3.54 | 40904746 | 9660198 | 4.23 | -923.7 | -562.57 |
| Jul-04 | 51213593 | 26463599 | 1.94 | 0.78 | 29251346 | 8668113 | 3.37 | -815.17 | -496.59 |
| Aug-04 | 60000760 | 27046328 | 2.22 | 1.84 | 31005335 | 8599076 | 3.61 | -721.59 | -439.69 |
| Sep-04 | 53407409 | 26610019 | 2.01 | 0.82 | 27754291 | 8043295 | 3.45 | -749.65 | -456.75 |
| Oct-04 | 49064985 | 24896695 | 1.97 | 1.19 | 26755739 | 7326834 | 3.65 | -781.24 | -475.96 |
| Nov-04 | 49204081 | 24769632 | 1.99 | 0.78 | 23808403 | 7082972 | 3.36 | -734.86 | -447.76 |
| Dec-04 | 53246142 | 26391306 | 2.02 | 0.92 | 26400929 | 7746236 | 3.41 | -830.95 | -506.18 |



Eff 8/04 Wholesale results may include non-251 products provisioned as part of Commercial Agreements. This level of identification/exclusion from 271 Billing results is not available at this time.

BI-1 - Time to Provide Recorded Usage Reports

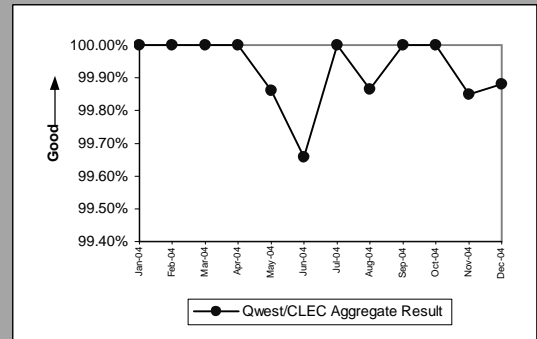
| Time to Provide Usage Records [CAT10] (Average Days) UNEs and Resale Aggregate (BI-1C-2) (Diagnostic) | | | | | | | | | |
|---|-----------|-------------|--------|--------------|--------------|-------------|--------------|-----------|------------|
| Date | Numerator | Denominator | Result | CLEC Std Dev | Qwest Numera | Qwest Denom | Qwest Result | Mod Z Scr | Parity Scr |
| Jan-04 | 32887896 | 18231306 | 1.80 | 0.67 | 34335175 | 9833047 | 3.49 | -1149.53 | -699.86 |
| Feb-04 | 39599200 | 18515970 | 2.14 | 2.60 | 31816306 | 8930817 | 3.56 | -830.63 | -505.99 |
| Mar-04 | 39533798 | 21833545 | 1.81 | 0.74 | 35082688 | 9753847 | 3.60 | -1038.38 | -632.29 |
| Apr-04 | 38841912 | 21568045 | 1.80 | 0.59 | 34236382 | 8891349 | 3.85 | -1061.69 | -646.46 |
| May-04 | 38934841 | 21503428 | 1.81 | 0.60 | 31367973 | 8222775 | 3.81 | -1016.25 | -618.84 |
| Jun-04 | 48594667 | 26792150 | 1.81 | 0.57 | 40904746 | 9660198 | 4.23 | -1146.18 | -697.83 |
| Jul-04 | 41006455 | 25473641 | 1.61 | 0.73 | 29251346 | 8668113 | 3.37 | -994.75 | -605.76 |
| Aug-04 | 42506992 | 25597339 | 1.66 | 0.66 | 31005335 | 8599076 | 3.61 | -1004.92 | -611.95 |
| Sep-04 | 44865245 | 26009891 | 1.72 | 0.72 | 27754291 | 8043295 | 3.45 | -893.76 | -544.37 |
| Oct-04 | 40066790 | 23432663 | 1.71 | 0.86 | 26755739 | 7326834 | 3.65 | -896.14 | -545.81 |
| Nov-04 | 42947144 | 24325325 | 1.77 | 1.03 | 23808403 | 7082972 | 3.36 | -851.22 | -518.51 |
| Dec-04 | 46906993 | 26742808 | 1.75 | 1.08 | 26400929 | 7746236 | 3.41 | -989.91 | -602.82 |



Eff 8/04 Wholesale results may include non-251 products provisioned as part of Commercial Agreements. This level of identification/exclusion from 271 Billing results is not available at this time.

BI-2 - Invoices Delivered within 10 Days

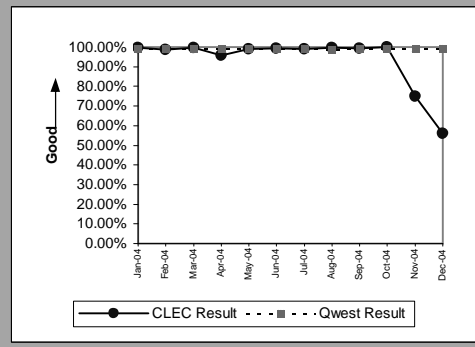
| Invoices Delivered within 10 Days (Percent All) (BI-2) (Parity) | | | | |
|---|--------------------------|----------------------------|-----------------------------|--|
| Date | Qwest/CLEC Aggregate Num | Qwest/CLEC Aggregate Denom | Qwest/CLEC Aggregate Result | |
| Jan-04 | 587 | 587 | 100.00% | |
| Feb-04 | 676 | 676 | 100.00% | |
| Mar-04 | 690 | 690 | 100.00% | |
| Apr-04 | 669 | 669 | 100.00% | |
| May-04 | 715 | 716 | 99.86% | |
| Jun-04 | 873 | 876 | 99.66% | |
| Jul-04 | 775 | 775 | 100.00% | |
| Aug-04 | 737 | 738 | 99.86% | |
| Sep-04 | 759 | 759 | 100.00% | |
| Oct-04 | 812 | 812 | 100.00% | |
| Nov-04 | 662 | 663 | 99.85% | |
| Dec-04 | 843 | 844 | 99.88% | |



Eff 8/04 Wholesale results may include non-251 products provisioned as part of Commercial Agreements. This level of identification/exclusion from 271 Billing results is not available at this time.

BI-3 - Billing Accuracy - Adjustments for Errors

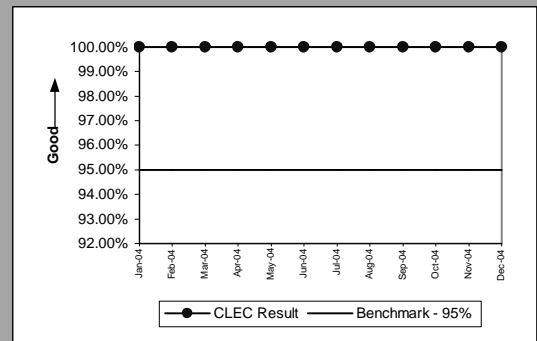
| Billing Accuracy - Adjustments for Errors (Percent) UNEs and Resale Aggregate (BI-3A) (Parity) | | | | | | | | | |
|--|-----------|------------|-------------|--------------|-----------|-------------|--------------|-----------|------------|
| Date | CLEC Num | CLEC Denom | CLEC Result | CLEC Std Dev | Qwest Num | Qwest Denom | Qwest Result | Mod Z Scr | Parity Scr |
| Jan-04 | 7457861.9 | 7485928.8 | 99.63% | 6.11% | 87809258 | 88441462 | 99.29% | -106 | -65.44 |
| Feb-04 | 6656037.8 | 6737668.9 | 98.79% | 10.94% | 88752651 | 89421782 | 99.25% | 134.56 | 80.81 |
| Mar-04 | 4732324.9 | 4747698.4 | 99.68% | 5.68% | 84437995 | 85192251 | 99.11% | -127.12 | -78.29 |
| Apr-04 | 4756901.4 | 4960202 | 95.90% | 19.83% | 83695371 | 84552740 | 98.99% | 666.45 | 404.17 |
| May-04 | 5335803.4 | 5395623.3 | 98.89% | 10.47% | 82360024 | 83254828 | 98.93% | 7.4 | 3.5 |
| Jun-04 | 5649393.1 | 5688639.7 | 99.31% | 8.28% | 81811440 | 82539967 | 99.12% | -47.53 | -29.9 |
| Jul-04 | 5291479.3 | 5345945.4 | 98.98% | 10.04% | 81240040 | 82094833 | 98.96% | -4.94 | -4.01 |
| Aug-04 | 5672605.2 | 5684831.4 | 99.78% | 4.63% | 80734689 | 81670634 | 98.85% | -201.64 | -123.59 |
| Sep-04 | 5507007.1 | 5539684.6 | 99.41% | 7.66% | 80269537 | 81186829 | 98.87% | -116.34 | -71.73 |
| Oct-04 | 5513971.6 | 5517554.3 | 99.94% | 2.55% | 80818583 | 81438580 | 99.24% | -182.12 | -111.72 |
| Nov-04 | 4330981.6 | 5771218.7 | 75.04% | 43.28% | 80189840 | 81007257 | 98.99% | 5561.26 | 3380.01 |
| Dec-04 | 4827249.3 | 8635483.4 | 55.90% | 49.65% | 78902976 | 79403348 | 99.37% | 15330.54 | 9319.31 |



Eff 8/04 Wholesale results may include non-251 products provisioned as part of Commercial Agreements. This level of identification/exclusion from 271 Billing results is not available at this time.

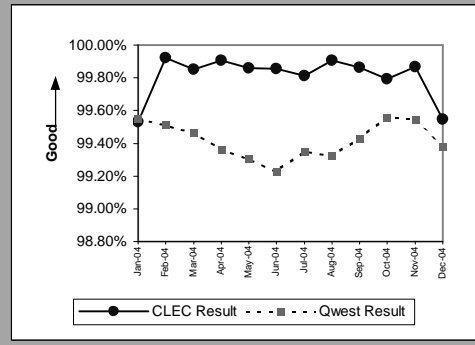
BI-3 - Billing Accuracy - Adjustments for Errors

| Billing Accuracy - Adjustments for Errors) (Percent Reciprocal Compensation) (BI-3B)) (Benchmark) | | | | |
|--|-----------|-------------|-------------|--|
| Date | Numerator | Denominator | CLEC Result | |
| Jan-04 | 38755.38 | 38755.38 | 100.00% | |
| Feb-04 | 43549.6 | 43549.6 | 100.00% | |
| Mar-04 | 73991.12 | 73991.12 | 100.00% | |
| Apr-04 | 78466.73 | 78466.73 | 100.00% | |
| May-04 | 72673.82 | 72673.82 | 100.00% | |
| Jun-04 | 72436.24 | 72436.24 | 100.00% | |
| Jul-04 | 66911.13 | 66911.13 | 100.00% | |
| Aug-04 | 65512.28 | 65512.28 | 100.00% | |
| Sep-04 | 62946.98 | 62946.98 | 100.00% | |
| Oct-04 | 62060.42 | 62061.58 | 100.00% | |
| Nov-04 | 64630.58 | 64630.58 | 100.00% | |
| Dec-04 | 58247.22 | 58247.22 | 100.00% | |



BI-4 - Billing Completeness

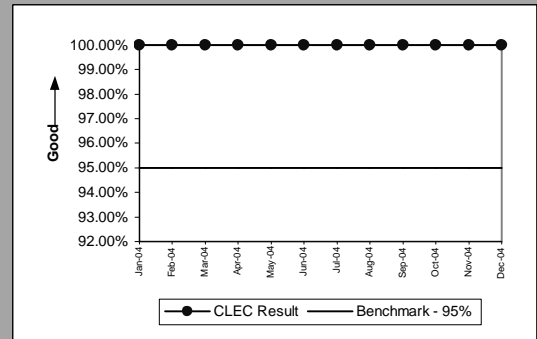
| Billing Completeness (Percent) UNEs and Resale Aggregate) (BI-4A) (Parity) | | | | | | | | | |
|--|----------|------------|-------------|--------------|-----------|-------------|--------------|-----------|------------|
| Date | CLEC Num | CLEC Denom | CLEC Result | CLEC Std Dev | Qwest Num | Qwest Denom | Qwest Result | Mod Z Scr | Parity Scr |
| Jan-04 | 22980 | 23088 | 99.53% | 6.82% | 171580 | 172353 | 99.55% | 0.41 | -0.75 |
| Feb-04 | 28213 | 28235 | 99.92% | 2.79% | 215774 | 216833 | 99.51% | -9.31 | -6.66 |
| Mar-04 | 31711 | 31758 | 99.85% | 3.84% | 199687 | 200763 | 99.46% | -8.8 | -6.35 |
| Apr-04 | 37786 | 37822 | 99.90% | 3.08% | 204511 | 205825 | 99.36% | -12.19 | -8.41 |
| May-04 | 42426 | 42486 | 99.86% | 3.76% | 211284 | 212767 | 99.30% | -12.57 | -8.64 |
| Jun-04 | 42481 | 42542 | 99.86% | 3.78% | 197426 | 198962 | 99.23% | -13.45 | -9.17 |
| Jul-04 | 37990 | 38061 | 99.81% | 4.32% | 194542 | 195814 | 99.35% | -10.29 | -7.26 |
| Aug-04 | 33449 | 33481 | 99.90% | 3.09% | 194394 | 195719 | 99.32% | -11.99 | -8.29 |
| Sep-04 | 32935 | 32980 | 99.86% | 3.69% | 195712 | 196833 | 99.43% | -9.67 | -6.88 |
| Oct-04 | 38707 | 38788 | 99.79% | 4.57% | 201957 | 202854 | 99.56% | -6.35 | -4.86 |
| Nov-04 | 35689 | 35736 | 99.87% | 3.62% | 181393 | 182220 | 99.55% | -8.29 | -6.04 |
| Dec-04 | 31270 | 31413 | 99.54% | 6.73% | 167321 | 168369 | 99.38% | -3.46 | -3.1 |



Eff 8/04 Wholesale results may include non-251 products provisioned as part of Commercial Agreements. This level of identification/exclusion from 271 Billing results is not available at this time.

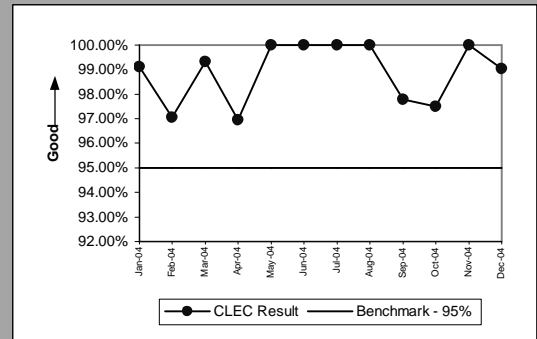
BI-4 - Billing Completeness

| Billing Completeness) (Percent) Reciprocal Compensation) (BI-4B)) (Benchmark) | | | | |
|--|-----------|-------------|-------------|--|
| Date | Numerator | Denominator | CLEC Result | |
| Jan-04 | 38755.38 | 38755.38 | 100.00% | |
| Feb-04 | 43549.6 | 43549.6 | 100.00% | |
| Mar-04 | 73991.12 | 73991.12 | 100.00% | |
| Apr-04 | 78466.73 | 78466.73 | 100.00% | |
| May-04 | 72673.82 | 72673.82 | 100.00% | |
| Jun-04 | 72436.24 | 72436.24 | 100.00% | |
| Jul-04 | 66911.13 | 66911.13 | 100.00% | |
| Aug-04 | 65512.28 | 65512.28 | 100.00% | |
| Sep-04 | 62946.98 | 62946.98 | 100.00% | |
| Oct-04 | 62061.58 | 62061.58 | 100.00% | |
| Nov-04 | 64630.58 | 64630.58 | 100.00% | |
| Dec-04 | 58247.22 | 58247.22 | 100.00% | |

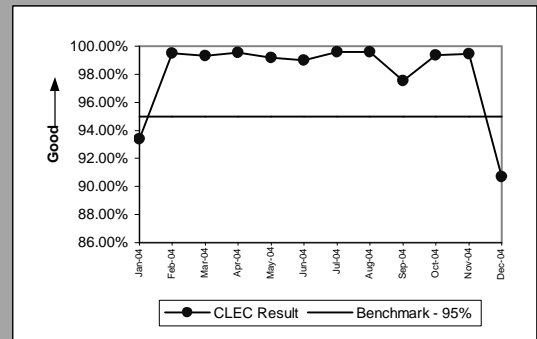


BI-5 - Billing Accuracy & Claims Processing

| Billing Accuracy & Claims Processing - Acknowledgment (Percent) All (BI-5A) (Benchmark) | | | | |
|---|-----------|-------------|-------------|--|
| Date | Numerator | Denominator | CLEC Result | |
| Jan-04 | 338 | 341 | 99.12% | |
| Feb-04 | 231 | 238 | 97.06% | |
| Mar-04 | 296 | 298 | 99.33% | |
| Apr-04 | 191 | 197 | 96.95% | |
| May-04 | 331 | 331 | 100.00% | |
| Jun-04 | 279 | 279 | 100.00% | |
| Jul-04 | 194 | 194 | 100.00% | |
| Aug-04 | 237 | 237 | 100.00% | |
| Sep-04 | 265 | 271 | 97.79% | |
| Oct-04 | 233 | 239 | 97.49% | |
| Nov-04 | 204 | 204 | 100.00% | |
| Dec-04 | 208 | 210 | 99.05% | |

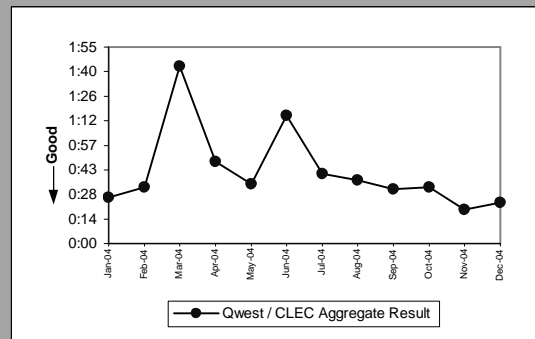


| Billing Accuracy & Claims Processing - Resolution (Percent) All (BI-5B) (Benchmark) | | | | |
|---|-----------|-------------|-------------|--|
| Date | Numerator | Denominator | CLEC Result | |
| Jan-04 | 255 | 273 | 93.41% | |
| Feb-04 | 389 | 391 | 99.49% | |
| Mar-04 | 283 | 285 | 99.30% | |
| Apr-04 | 226 | 227 | 99.56% | |
| May-04 | 360 | 363 | 99.17% | |
| Jun-04 | 296 | 299 | 99.00% | |
| Jul-04 | 235 | 236 | 99.58% | |
| Aug-04 | 234 | 235 | 99.57% | |
| Sep-04 | 199 | 204 | 97.55% | |
| Oct-04 | 306 | 308 | 99.35% | |
| Nov-04 | 189 | 190 | 99.47% | |
| Dec-04 | 146 | 161 | 90.68% | |

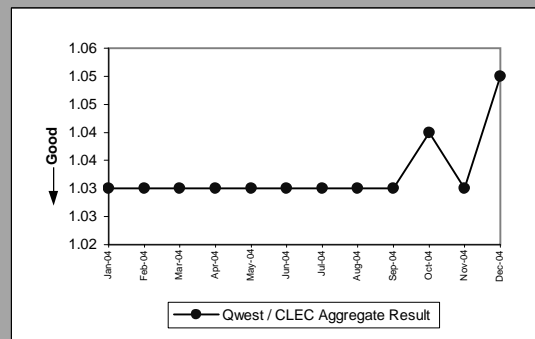


DB-1 - Time to Update Databases

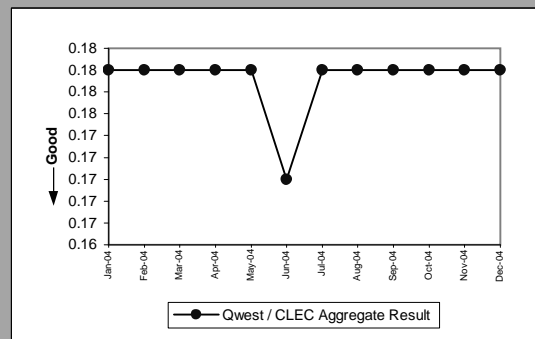
| Time to Update Databases (Hours:Minutes) E911 (DB-1) A (Parity) | |
|---|-------------------------------|
| Date | Qwest / CLEC Aggregate Result |
| Jan-04 | 0:27 |
| Feb-04 | 0:33 |
| Mar-04 | 1:44 |
| Apr-04 | 0:48 |
| May-04 | 0:35 |
| Jun-04 | 1:15 |
| Jul-04 | 0:41 |
| Aug-04 | 0:37 |
| Sep-04 | 0:32 |
| Oct-04 | 0:33 |
| Nov-04 | 0:20 |
| Dec-04 | 0:24 |



| Time to Update Databases (Avg Sec) LIDB (DB-1) B (Parity) | |
|---|-------------------------------|
| Date | Qwest / CLEC Aggregate Result |
| Jan-04 | 1.03 |
| Feb-04 | 1.03 |
| Mar-04 | 1.03 |
| Apr-04 | 1.03 |
| May-04 | 1.03 |
| Jun-04 | 1.03 |
| Jul-04 | 1.03 |
| Aug-04 | 1.03 |
| Sep-04 | 1.03 |
| Oct-04 | 1.04 |
| Nov-04 | 1.03 |
| Dec-04 | 1.05 |



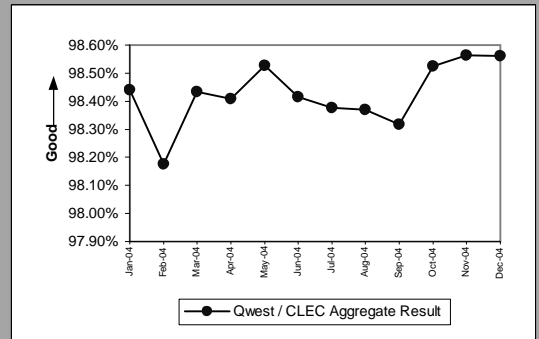
| Time to Update Databases (Avg Sec) Directory Listing (DB-1) C-1 (Parity) | |
|--|-------------------------------|
| Date | Qwest / CLEC Aggregate Result |
| Jan-04 | 0.18 |
| Feb-04 | 0.18 |
| Mar-04 | 0.18 |
| Apr-04 | 0.18 |
| May-04 | 0.18 |
| Jun-04 | 0.17 |
| Jul-04 | 0.18 |
| Aug-04 | 0.18 |
| Sep-04 | 0.18 |
| Oct-04 | 0.18 |
| Nov-04 | 0.18 |
| Dec-04 | 0.18 |



VoIP Listings are included in the batch process and therefore included in performance results effective 8/6/04.

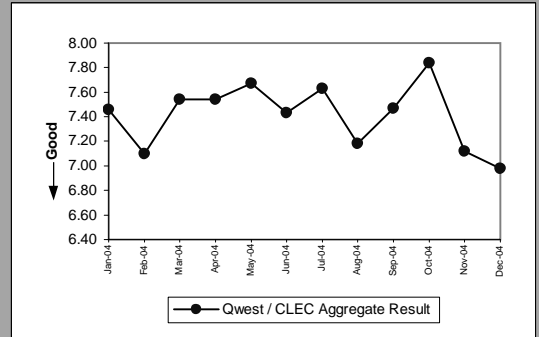
DB-2 - Accurate Database Updates

| Accurate Database Updates) (Percent) Directory Listing) (DB-2) C-1) (Parity) | |
|--|-------------------------------|
| Date | Qwest / CLEC Aggregate Result |
| Jan-04 | 98.44% |
| Feb-04 | 98.18% |
| Mar-04 | 98.43% |
| Apr-04 | 98.41% |
| May-04 | 98.53% |
| Jun-04 | 98.42% |
| Jul-04 | 98.38% |
| Aug-04 | 98.37% |
| Sep-04 | 98.32% |
| Oct-04 | 98.52% |
| Nov-04 | 98.56% |
| Dec-04 | 98.56% |



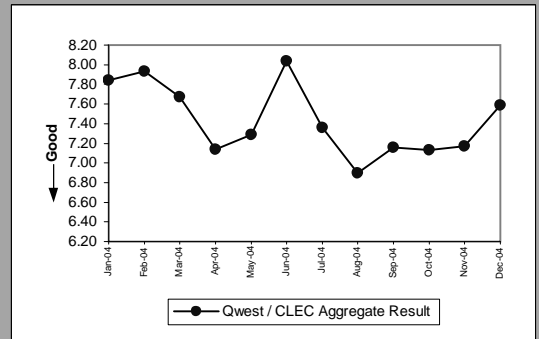
DA-1 - Speed of Answer - Directory Assistance

| Speed of Answer - Directory Assistance) (Avg Sec) (DA-1) (Party) | | |
|--|-------------------------------|------|
| Date | Qwest / CLEC Aggregate Result | |
| Jan-04 | | 7.46 |
| Feb-04 | | 7.10 |
| Mar-04 | | 7.54 |
| Apr-04 | | 7.54 |
| May-04 | | 7.67 |
| Jun-04 | | 7.43 |
| Jul-04 | | 7.63 |
| Aug-04 | | 7.18 |
| Sep-04 | | 7.47 |
| Oct-04 | | 7.84 |
| Nov-04 | | 7.12 |
| Dec-04 | | 6.98 |



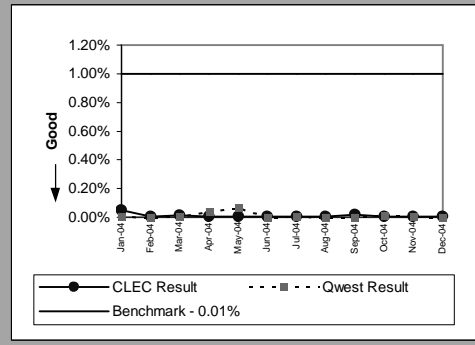
OS-1 - Speed of Answer - Operator Services

| Speed of Answer - Operator Services (Avg Sec) (OS-1) (Parity) | |
|---|-------------------------------|
| Date | Qwest / CLEC Aggregate Result |
| Jan-04 | 7.84 |
| Feb-04 | 7.93 |
| Mar-04 | 7.67 |
| Apr-04 | 7.14 |
| May-04 | 7.29 |
| Jun-04 | 8.04 |
| Jul-04 | 7.36 |
| Aug-04 | 6.90 |
| Sep-04 | 7.16 |
| Oct-04 | 7.13 |
| Nov-04 | 7.17 |
| Dec-04 | 7.59 |

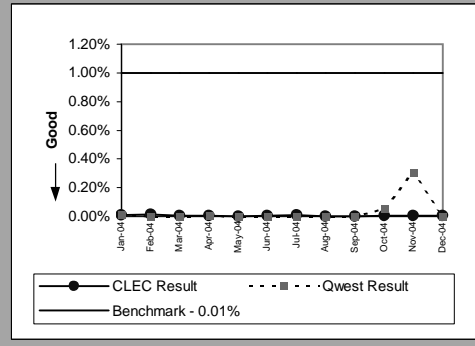


NI-1 - Trunk Blocking

| Trunk Blockage to Qwest Tandem Offices) (NI-1A)) (Benchmark) | | | | | | | | | |
|---|----------|------------|-------------|--------------|-----------|-------------|--------------|-----------|------------|
| Date | CLEC Num | CLEC Denom | CLEC Result | CLEC Std Dev | Qwest Num | Qwest Denom | Qwest Result | Mod Z Scr | Parity Scr |
| Jan-04 | 15.4 | 31392 | 0.05% | 0.46% | 0.95 | 33431 | 0.00% | 326.9 | 197.74 |
| Feb-04 | 1.33 | 32568 | 0.00% | 0.05% | 0.36 | 33431 | 0.00% | 53.59 | 31.58 |
| Mar-04 | 4.9 | 33120 | 0.01% | 0.09% | 1.7 | 33431 | 0.01% | 39.54 | 23.04 |
| Apr-04 | 1.67 | 32592 | 0.01% | 0.06% | 13.64 | 33239 | 0.04% | -20.52 | -13.48 |
| May-04 | 1.79 | 31896 | 0.01% | 0.05% | 21.18 | 32593 | 0.07% | -24.9 | -16.14 |
| Jun-04 | 0.72 | 31968 | 0.00% | 0.04% | 0 | 32617 | 0.00% | | N/A |
| Jul-04 | 1.99 | 31608 | 0.01% | 0.05% | 1.21 | 32617 | 0.00% | 11.13 | 5.77 |
| Aug-04 | 1.04 | 28872 | 0.00% | 0.04% | 0 | 32617 | 0.00% | | N/A |
| Sep-04 | 4.72 | 29592 | 0.02% | 0.08% | 0.1 | 32617 | 0.00% | 420.1 | 254.4 |
| Oct-04 | 1.35 | 28080 | 0.00% | 0.05% | 4.42 | 32617 | 0.01% | -10.41 | -7.33 |
| Nov-04 | 1.57 | 29712 | 0.01% | 0.05% | 1.91 | 32617 | 0.01% | -1.94 | -2.18 |
| Dec-04 | 1.76 | 28320 | 0.01% | 0.07% | 0 | 33241 | 0.00% | | N/A |

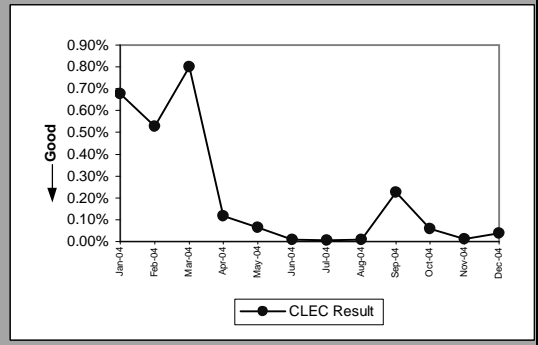


| Trunk Blockage to Qwest End Offices) (NI-1B)) (Benchmark) | | | | | | | | | |
|--|----------|------------|-------------|--------------|-----------|-------------|--------------|-----------|------------|
| Date | CLEC Num | CLEC Denom | CLEC Result | CLEC Std Dev | Qwest Num | Qwest Denom | Qwest Result | Mod Z Scr | Parity Scr |
| Jan-04 | 1.54 | 19800 | 0.01% | 0.07% | 4.2 | 29031 | 0.01% | -5.2 | -4.16 |
| Feb-04 | 2.39 | 19764 | 0.01% | 0.08% | 0 | 29031 | 0.00% | | N/A |
| Mar-04 | 0.62 | 20280 | 0.00% | 0.03% | 0 | 29031 | 0.00% | | N/A |
| Apr-04 | 0.55 | 19572 | 0.00% | 0.03% | 1.6 | 29031 | 0.01% | -4.49 | -3.73 |
| May-04 | 0.03 | 19800 | 0.00% | 0.00% | 0 | 28599 | 0.00% | | N/A |
| Jun-04 | 0.79 | 18180 | 0.00% | 0.05% | 0 | 28599 | 0.00% | | N/A |
| Jul-04 | 1.27 | 18228 | 0.01% | 0.06% | 0 | 28599 | 0.00% | | N/A |
| Aug-04 | 0.01 | 18540 | 0.00% | 0.00% | 0.06 | 28623 | 0.00% | -6.24 | -4.79 |
| Sep-04 | 0.19 | 18012 | 0.00% | 0.02% | 0 | 28623 | 0.00% | | N/A |
| Oct-04 | 0.71 | 17148 | 0.00% | 0.06% | 30.15 | 58572 | 0.05% | -14.19 | -9.63 |
| Nov-04 | 1.05 | 17028 | 0.01% | 0.07% | 177.17 | 58476 | 0.30% | -13.23 | -9.04 |
| Dec-04 | 0.43 | 16248 | 0.00% | 0.03% | 0.12 | 59124 | 0.00% | 136.26 | 81.84 |

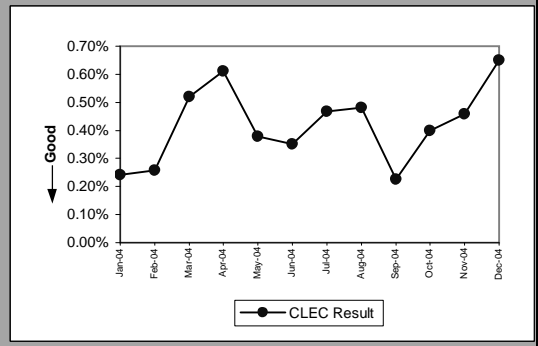


NI-1 - Trunk Blocking

| Trunk Blockage to Qwest Tandem Offices) (Percent) (NI-1C)) (Diagnostic) | | | | | |
|--|-----------|-------------|-------------|--------------------|--|
| Date | Numerator | Denominator | CLEC Result | Standard Deviation | |
| Jan-04 | 228.22 | 33648 | 0.68% | 4.42% | |
| Feb-04 | 179.1 | 33912 | 0.53% | 3.35% | |
| Mar-04 | 274.08 | 34224 | 0.80% | 4.54% | |
| Apr-04 | 39.16 | 33264 | 0.12% | 0.87% | |
| May-04 | 21.11 | 32376 | 0.07% | 0.51% | |
| Jun-04 | 2.76 | 32016 | 0.01% | 0.20% | |
| Jul-04 | 1.99 | 31608 | 0.01% | 0.05% | |
| Aug-04 | 2.5 | 28920 | 0.01% | 0.15% | |
| Sep-04 | 67.49 | 29928 | 0.23% | 1.99% | |
| Oct-04 | 16.66 | 28416 | 0.06% | 0.50% | |
| Nov-04 | 3.77 | 29736 | 0.01% | 0.26% | |
| Dec-04 | 11.28 | 28656 | 0.04% | 0.33% | |

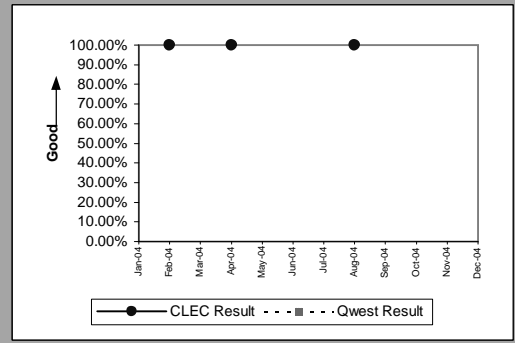


| Trunk Blockage to Qwest End Offices) (Percent) (NI-1D)) (Diagnostic) | | | | | |
|---|-----------|-------------|-------------|--------------------|--|
| Date | Numerator | Denominator | CLEC Result | Standard Deviation | |
| Jan-04 | 48.9 | 20220 | 0.24% | 1.88% | |
| Feb-04 | 52.02 | 20172 | 0.26% | 2.21% | |
| Mar-04 | 107.17 | 20652 | 0.52% | 4.81% | |
| Apr-04 | 124.22 | 20364 | 0.61% | 5.12% | |
| May-04 | 76.27 | 20196 | 0.38% | 3.35% | |
| Jun-04 | 64.93 | 18444 | 0.35% | 3.04% | |
| Jul-04 | 86.18 | 18468 | 0.47% | 4.07% | |
| Aug-04 | 91.02 | 18900 | 0.48% | 3.85% | |
| Sep-04 | 41.39 | 18420 | 0.22% | 1.70% | |
| Oct-04 | 69.85 | 17484 | 0.40% | 3.03% | |
| Nov-04 | 79.4 | 17316 | 0.46% | 3.48% | |
| Dec-04 | 108.85 | 16764 | 0.65% | 4.84% | |

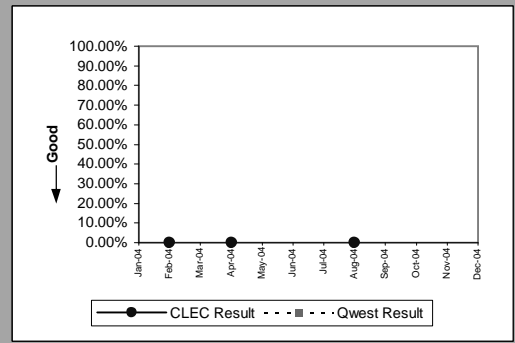


NP-1 - NXX Code Activation

| NXX Code Activation (Percent) (NP-1A) (Parity) | | | | | | |
|--|----------|------------|-------------|-----------|-------------|--------------|
| Date | CLEC Num | CLEC Denom | CLEC Result | Qwest Num | Qwest Denom | Qwest Result |
| Jan-04 | | | | | | |
| Feb-04 | 1 | 1 | 100.00% | | | |
| Mar-04 | | | | | | |
| Apr-04 | 1 | 1 | 100.00% | | | |
| May-04 | | | | | | |
| Jun-04 | | | | | | |
| Jul-04 | | | | | | |
| Aug-04 | 1 | 1 | 100.00% | | | |
| Sep-04 | | | | | | |
| Oct-04 | | | | | | |
| Nov-04 | | | | | | |
| Dec-04 | | | | | | |

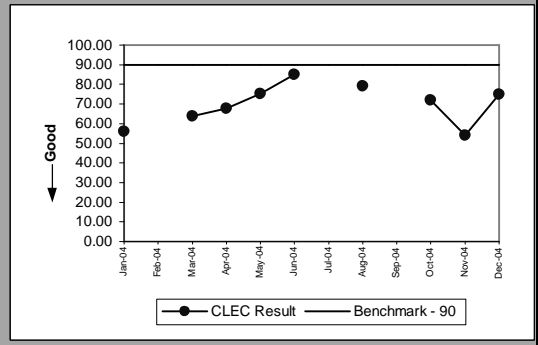


| NXX Code Activation - Facility Delays (Percent) (NP-1B) (Diagnostic) | | | | | | |
|--|----------|------------|-------------|-----------|-------------|--------------|
| Date | CLEC Num | CLEC Denom | CLEC Result | Qwest Num | Qwest Denom | Qwest Result |
| Jan-04 | | | | | | |
| Feb-04 | 0 | 1 | 0.00% | | | |
| Mar-04 | | | | | | |
| Apr-04 | 0 | 1 | 0.00% | | | |
| May-04 | | | | | | |
| Jun-04 | | | | | | |
| Jul-04 | | | | | | |
| Aug-04 | 0 | 1 | 0.00% | | | |
| Sep-04 | | | | | | |
| Oct-04 | | | | | | |
| Nov-04 | | | | | | |
| Dec-04 | | | | | | |

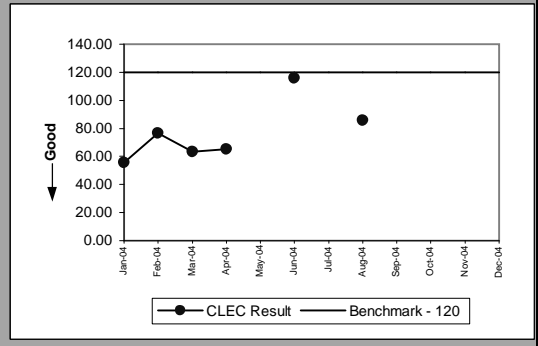


CP-1 - Collocation Completion Interval (Average Days)

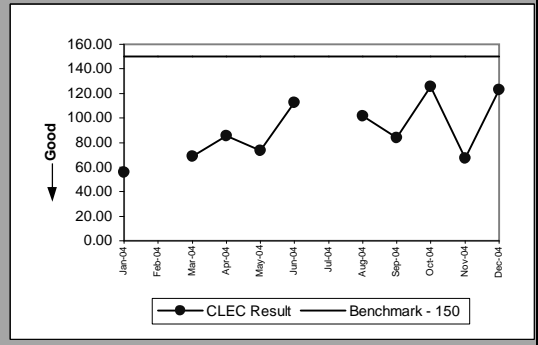
| Scheduled Interval 90 Calendar Days or Less (CP-1A) (Benchmark) | | | | | |
|---|----------|------------|-------------|--------------|--|
| Date | CLEC Num | CLEC Denom | CLEC Result | CLEC Std Dev | |
| Jan-04 | | 56 | 1 | 56.00 | |
| Feb-04 | | | | | |
| Mar-04 | 64 | 1 | 64.00 | | |
| Apr-04 | 203 | 3 | 67.67 | 6.11 | |
| May-04 | 301 | 4 | 75.25 | 9.36 | |
| Jun-04 | 85 | 1 | 85.00 | | |
| Jul-04 | | | | | |
| Aug-04 | 316 | 4 | 79.00 | 0.00 | |
| Sep-04 | | | | | |
| Oct-04 | 144 | 2 | 72.00 | 16.97 | |
| Nov-04 | 54 | 1 | 54.00 | | |
| Dec-04 | 75 | 1 | 75.00 | | |



| Scheduled Interval 91 to 120 Calendar Days (CP-1B) (Benchmark) | | | | | |
|--|----------|------------|-------------|--------------|--|
| Date | CLEC Num | CLEC Denom | CLEC Result | CLEC Std Dev | |
| Jan-04 | 111 | 2 | 55.50 | 0.71 | |
| Feb-04 | 153 | 2 | 76.50 | 24.75 | |
| Mar-04 | 190 | 3 | 63.33 | 15.31 | |
| Apr-04 | 261 | 4 | 65.25 | 4.43 | |
| May-04 | | | | | |
| Jun-04 | 116 | 1 | 116.00 | | |
| Jul-04 | | | | | |
| Aug-04 | 257 | 3 | 85.67 | 1.15 | |
| Sep-04 | | | | | |
| Oct-04 | | | | | |
| Nov-04 | | | | | |
| Dec-04 | | | | | |

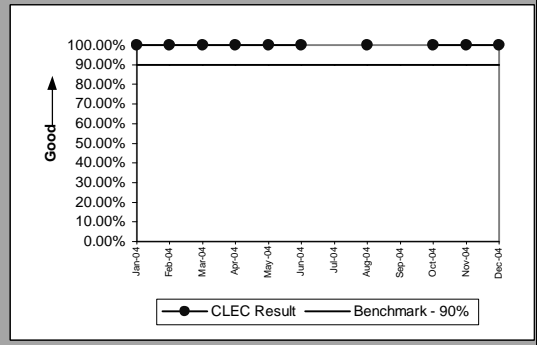


| Scheduled Interval 121 to 150 Calendar Days (CP-1C) (Benchmark) | | | | | |
|---|----------|------------|-------------|--------------|--|
| Date | CLEC Num | CLEC Denom | CLEC Result | CLEC Std Dev | |
| Jan-04 | 56 | 1 | 56.00 | | |
| Feb-04 | | | | | |
| Mar-04 | 69 | 1 | 69.00 | | |
| Apr-04 | 256 | 3 | 85.33 | 40.08 | |
| May-04 | 220 | 3 | 73.33 | 18.04 | |
| Jun-04 | 225 | 2 | 112.50 | 7.78 | |
| Jul-04 | | | | | |
| Aug-04 | 509 | 5 | 101.80 | 6.87 | |
| Sep-04 | 168 | 2 | 84.00 | 0.00 | |
| Oct-04 | 251 | 2 | 125.50 | 2.12 | |
| Nov-04 | 134 | 2 | 67.00 | 33.94 | |
| Dec-04 | 123 | 1 | 123.00 | | |

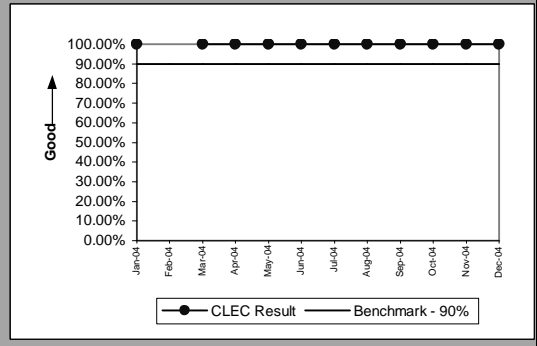


CP-2 - Collocations Completed within Scheduled Intervals (Percent)

| Non-Forecasted & Late Forecasted Collocations (CP-2B) (Benchmark) | | | | | |
|---|----------|------------|-------------|--------------|--|
| Date | CLEC Num | CLEC Denom | CLEC Result | CLEC Std Dev | |
| Jan-04 | 3 | 3 | 100.00% | 0.00% | |
| Feb-04 | 2 | 2 | 100.00% | 0.00% | |
| Mar-04 | 4 | 4 | 100.00% | 0.00% | |
| Apr-04 | 7 | 7 | 100.00% | 0.00% | |
| May-04 | 4 | 4 | 100.00% | 0.00% | |
| Jun-04 | 2 | 2 | 100.00% | 0.00% | |
| Jul-04 | | | | | |
| Aug-04 | 7 | 7 | 100.00% | 0.00% | |
| Sep-04 | | | | | |
| Oct-04 | 2 | 2 | 100.00% | 0.00% | |
| Nov-04 | 1 | 1 | 100.00% | 0.00% | |
| Dec-04 | 1 | 1 | 100.00% | 0.00% | |

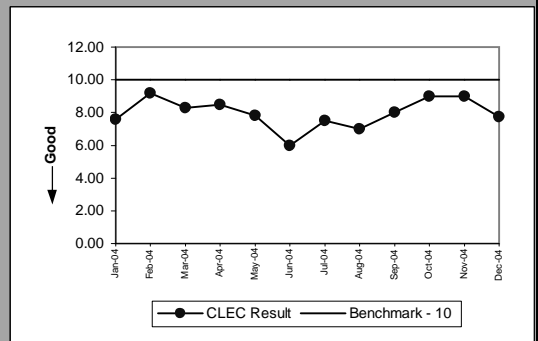


| Collocations with Intervals Longer than 120 Days (CP-2C) (Benchmark) | | | | | |
|--|----------|------------|-------------|--------------|--|
| Date | CLEC Num | CLEC Denom | CLEC Result | CLEC Std Dev | |
| Jan-04 | 1 | 1 | 100.00% | 0.00% | |
| Feb-04 | | | | | |
| Mar-04 | 2 | 2 | 100.00% | 0.00% | |
| Apr-04 | 5 | 5 | 100.00% | 0.00% | |
| May-04 | 3 | 3 | 100.00% | 0.00% | |
| Jun-04 | 2 | 2 | 100.00% | 0.00% | |
| Jul-04 | 1 | 1 | 100.00% | 0.00% | |
| Aug-04 | 5 | 5 | 100.00% | 0.00% | |
| Sep-04 | 5 | 5 | 100.00% | 0.00% | |
| Oct-04 | 2 | 2 | 100.00% | 0.00% | |
| Nov-04 | 3 | 3 | 100.00% | 0.00% | |
| Dec-04 | 1 | 1 | 100.00% | 0.00% | |



CP-3 - Collocation Feasibility Study Interval (Average Days)

| Collocation Feasibility Study Interval (CP-3) (Benchmark) | | | | | | |
|---|----------|------------|-------------|--------------|--|--|
| Date | CLEC Num | CLEC Denom | CLEC Result | CLEC Std Dev | | |
| Jan-04 | 53 | 7 | 7.57 | 1.90 | | |
| Feb-04 | 138 | 15 | 9.20 | 0.77 | | |
| Mar-04 | 91 | 11 | 8.27 | 1.35 | | |
| Apr-04 | 17 | 2 | 8.50 | 2.12 | | |
| May-04 | 47 | 6 | 7.83 | 0.75 | | |
| Jun-04 | 6 | 1 | 6.00 | | | |
| Jul-04 | 60 | 8 | 7.50 | 2.39 | | |
| Aug-04 | 21 | 3 | 7.00 | 1.00 | | |
| Sep-04 | 8 | 1 | 8.00 | | | |
| Oct-04 | 36 | 4 | 9.00 | 1.15 | | |
| Nov-04 | 45 | 5 | 9.00 | 2.24 | | |
| Dec-04 | 31 | 4 | 7.75 | 1.50 | | |



CP-4 - Collocation Feasibility Study Commitments Met (Percent)

| Collocation Feasibility Study Commitments Met (CP-4) (Benchmark) | | | | | |
|--|----------|------------|-------------|--------------|--|
| Date | CLEC Num | CLEC Denom | CLEC Result | CLEC Std Dev | |
| Jan-04 | 8 | 8 | 100.00% | 0.00% | |
| Feb-04 | 15 | 15 | 100.00% | 0.00% | |
| Mar-04 | 12 | 12 | 100.00% | 0.00% | |
| Apr-04 | 2 | 2 | 100.00% | 0.00% | |
| May-04 | 6 | 6 | 100.00% | 0.00% | |
| Jun-04 | 8 | 8 | 100.00% | 0.00% | |
| Jul-04 | 8 | 8 | 100.00% | 0.00% | |
| Aug-04 | 3 | 3 | 100.00% | 0.00% | |
| Sep-04 | 1 | 1 | 100.00% | 0.00% | |
| Oct-04 | 4 | 4 | 100.00% | 0.00% | |
| Nov-04 | 6 | 6 | 100.00% | 0.00% | |
| Dec-04 | 4 | 4 | 100.00% | 0.00% | |

