

Harold LeMay Enterprises, Inc.
d/b/a City Sanitary, Joe's Refuse, White Pass Garbage G-98
Dump Fee Calculation References

INPUT CELLS

Pickups:	Monthly Factor						
	1 unit	2 units	3 units	4 units	5 units	6 units	7 unit
5 Times per Week	21.67	43.33	65.00	86.67	108.33	130.00	151.67
4 Times per Week	17.33	34.67	52.00	69.33	86.67	104.00	121.33
3 Times per Week	13.00	26.00	39.00	52.00	65.00	78.00	91.00
2 Times per Week	8.67	17.33	26.00	34.67	43.33	52.00	60.67
Weekly Pickup (WG)	4.33	8.67	13.00	17.33	21.67	26.00	30.33
Every Other Week (EOWG)	2.17	4.33	6.50	8.67	10.83	13.00	15.17
Monthly (MG)	1.00	2.00	3.00	4.00	5.00	6.00	7.00

Meeks Weights

Res'l	Pounds per Pickup		
20 gal minican	20		
1 can	34		
2 cans	51		
3 cans	77	Lbs. per ton	2,000
4 cans	97	Yds. Per ton	n/a
5 cans	117		
6 cans	157	Annual	12
35 gallon cart	37 *		
48 gallon cart	48		
Supercan 64	51		
Supercan 94	77		
Once a month	34		
Extras	34		
Com'l			
Cans	29		
1 yd container	175		
1.5 yd container	250		
2 yd container	324		
3 yd container	473		
4 yd container	613		
6 yd container	840		
8 yd container	980		
1 yd packer/compactor	482 *		
1.5 yd packer/compactor	689 *		
2 yd packer/compactor	892 *		
3 yd packer/compactor	1,301		
4 yd packer/compactor	1,686		
5 yd packer/compactor	2,046		
6 yd packer/compactor	2,310		
8 yd packer/compactor	2,800 *		
Yards	125		

* not on meeks - calculated by staff

Lewis County	Per Ton	Per Pound	
Current Rate	\$ 100.00	\$ 0.050	
New Rate per ton	\$ 116.00	\$ 0.058	
Increase/(Decrease)	\$ 16.00	\$ 0.008000	16.00%

Gross Up Factors	
B&O tax	0.017500
WUTC fees	0.005100
Bad Debts	
Total	2.2600%

	Lewis County
Increase per ton	\$ 16.00
Grossed Up Increase per ton	\$ 16.37
Tons Collected	21,074
Disposal Fee Revenue Increase/(Decrease)	\$ 344,987

Factor	97.74%
Current Rate	\$ 100.00
2024 Increase %	20.00%
	\$ 120.00

Company Proposed Rates	Res'l & Com'l	
Revenue Inc from Co Proposed Rates	\$ 345,145	
Collected Revenue Excess/(Deficiency)	\$ (158)	Immaterial

Harold LeMay Enterprises, Inc.
d/b/a City Sanitary, Joe's Refuse, White Pass Garbage G-98
Dump Fee Calculation
Effective 7/1/2024

UNIQUE FORMULA
INPUT CELLS

	Tariff Page	Standard Service Code	Scheduled Service - As shown on Tariff	Annual Pick Ups	Meeks Weights	Frequency	Calculated Annual Pounds	Adjusted Annual Pounds	Increase	Gross Up	Company Current Tariff	Tariff Rate Increase	Calculated Rate	Company Current Revenue	Proposed Revenue
Commercial	42	95 gal Company Provided One Unit	95 gal Company Provided One Unit	12	77		1.00	924	749	\$ 6	\$ 6	10.71	\$ 0.51	\$ 11.22	
	40	5 yard Temporary Pickup	5 yard Temporary Pickup	12	726.5		1.00	8,718	7,062	\$ 56	\$ 58	85.49	\$ 4.82	\$ 90.31	
	40	5 yard Special Pickup	5 yard Special Pickup	12	726.5		1.00	8,718	7,062	\$ 56	\$ 58	87.93	\$ 4.82	\$ 92.75	
	40	5 YD 1X WK 1	5 yard Permanent - First Pickup	12	726.5		1.00	8,718	7,062	\$ 56	\$ 58	91.35	\$ 4.82	\$ 96.17	
	40	1 - 4 yards Loose Material	1 - 4 yards Loose Material	12	125		1.00	1,500	1,215	\$ 10	\$ 10	34.14	\$ 0.83	\$ 34.97	
Total				60			28,578	23,150	185	189					0

Revised Revenue Increase	Check
\$ -	-
\$ -	-
\$ -	-
\$ -	-
\$ -	-
\$ -	-
\$ -	-
0	

LOB	Item/Note	Page Number	Short Code	SERVICE CODE	STANDARD SERVICE CODE	SERVICE	DETAILS	TYPE	As Shown in Tariff	SIZE	MEEKS WEIGHT	FREQUENCY	ANNUAL CUSTOMERS	ANNUAL PICKUPS
Residential	Item 100	21	SI065.0G1M001NOREC	65 GL 1X MO NO RECY 1	65 GL 1X MO W/RECY 1	1-65 gal cart	Monthly	MG	1-65 gal cart MG	65 gal	51	1.00	993.99	993.99
Residential	Item 100	21	SI065.0G1M002NOREC	65 GL 1X MO NO RECY 2	65 GL 1X MO NO RECY 2	2-65 gal cart	Monthly	MG	2-65 gal cart MG	65 gal	51	2.00	1.00	2.00
Residential	Item 100	21	SI065.0G1M001WRECY	65 GL 1X WK W/RECY 1	65 GL 1X MO W/RECY 1	1-65 gal cart	Monthly	MG	1-65 gal cart MG	65 gal	51	1.00	11,448.34	11,448.34
Residential	Item 100	21	SI065.0G1M001NOREC	65 GL 1X WK NO RECY 1	65 GL 1X WK W/RECY 1	1-65 gal cart	Weekly	WG	1-65 gal cart WG	65 gal	51	4.33	5,182.26	22,456.44
Residential	Item 100	21	SI065.0G1W001WRECY	65 GL 1X WK W/RECY 1	65 GL 1X WK W/RECY 1	1-65 gal cart	Weekly	WG	-65 gal cart WG	65 gal	51	4.33	50,452.83	218,628.94
Residential	Item 100	21	SI065.0G1W002WRECY	65 GL 1X WK W/RECY 2	65 GL 1X WK W/RECY 2	2-65 gal cart	Weekly	WG	-65 gal cart WG	65 gal	51	8.67	12.00	104.00
Residential	Item 100	21	SI065.0GE0001NOREC	65 GL EOW NO RECY 1	65 GL EOW W/RECY 1	1-65 gal cart	Weekly	EW	1-65 gal cart EOW	65 gal	51	2.17	3,762.93	8,153.02
Residential	Item 100	21	SI065.0GE0001WRECY	65 GL EOW W/RECY 1	65 GL EOW W/RECY 1	1-65 gal cart	Weekly	EOWG	1-65 gal cart EOWG	65 gal	51	2.17	57,358.72	124,277.22
Residential	Item 100	21	SI095.0G1M001NOREC	95 GL 1X MO NO RECY 1	95 GL 1X MO W/RECY 1	1-95 gal cart	Monthly	MG	1-95 gal cart MG	95 gal	77	1.00	234.28	234.28
Residential	Item 100	21	SI095.0G1M001WRECY	95 GL 1X MO W/RECY 1	95 GL 1X MO W/RECY 1	1-95 gal cart	Monthly	MG	-95 gal cart MG	95 gal	77	1.00	1,429.42	1,429.42
Residential	Item 100	21	SI095.0G1W001NOREC	95 GL 1X WK NO RECY 1	95 GL 1X WK W/RECY 1	1-95 gal cart	Weekly	WG	1-95 gal cart WG	95 gal	77	4.33	2,427.53	10,519.29
Residential	Item 100	21	SI095.0G1W001WRECY	95 GL 1X WK W/RECY 1	95 GL 1X WK W/RECY 1	1-95 gal cart	Weekly	WG	-95 gal cart WG	95 gal	77	4.33	16,877.21	73,134.57
Residential	Item 100	21	SI095.0GE0001NOREC	95 GL EOW NO RECY 1	95 GL EOW W/RECY 1	1-95 gal cart	Weekly	EOWG	1-95 gal cart EOWG	95 gal	77	2.17	468.95	1,016.06
Residential	Item 100	21	SI095.0GE0001WRECY	95 GL EOW W/RECY 1	95 GL EOW W/RECY 1	1-95 gal cart	Weekly	EOWG	-95 gal cart EOWG	95 gal	77	2.17	4,208.69	9,118.82
Residential	Item 100	22	SI65R-OC	65 GL ON CALL - RES	65 GL ON CALL - RES	1-65 gal cart	On call	On call	-65 gal cart On call	65 gal	51	1.00	43.56	43.56
Residential	Item 100	22	SI95R-OC	95 GL ON CALL - RES	95 GL ON CALL - RES	1-95 gal cart	On call	On call	-95 gal cart On call	95 gal	77	1.00	7.00	7.00
Residential	Item 100	22	SP65-RES	SPECIAL PICK UP 65 GL - R	SPECIAL PICK UP 65 GL - R	1-65 gal cart	Each	Special	1-65 gal cart Special	65 gal	51	1.00	392.01	392.01
Residential	Item 100	22	SP95-RES	SPECIAL PICK UP 95 GL - R	SPECIAL PICK UP 95 GL - R	1-95 gal cart	Each	Special	1-95 gal cart Special	95 gal	77	1.00	186.01	186.01
Residential	Item 100	22	SPCL6-RES	SPECIAL 65 GL - RES	SPECIAL PICK UP 65 GL - R	1-65 gal cart	Each	Special	1-65 gal cart Special	65 gal	51	1.00	6.00	6.00
Residential	Item 150	31	BULKY-RES	BULKY ITEM PICK UP - RES	BULKY ITEM PICK UP - RES	1 - 4 yards Bulky	Each	Material	1 - 4 yards Bulky Material	1 - 4 yards	125	1.00	4.00	4.00
Residential	Item 100	22	EXTRA-RES	EXTRA CAN, BAG, BOX - RES	EXTRA CAN, BAG, BOX - RES	Extra pickup - 32 gal	Each	Extra	Extra pickup - 32 gal Extra	32 gal	34	1.00	6,601.88	6,601.88
Residential	Item 100	22	PDBAG-COMM	PREPAID BAG - COMM	PREPAID BAG - RES	Prepaid bag	Each	Extra	Prepaid bag Extra	32 gal	34	1.00	12.00	12.00
Residential	Item 100	22	PDBAG-RES	PREPAID BAG - RES	PREPAID BAG - RES	Prepaid bag	Each	Extra	Prepaid bag Extra	32 gal	34	1.00	7.00	7.00
Commercial	Item 240	38	FLO01.0Y1W001	1 YD 1X WK 1	1 YD 1X WK 1	1 yard	Weekly	Permanent	1 yard Permanent	1 yd	175	4.33	272.15	1,179.32
Commercial	Item 240	38	RLO01.0Y1W001	1 YD 1X WK 1	1 YD 1X WK 1	1 yard	Weekly	Permanent	1 yard Permanent	1 yd	175	4.33	2,051.52	8,889.92
Commercial	Item 240	38	FLO01.0Y2W001	1 YD 2X WK 1	1 YD 1X WK 1	1 yard	Weekly	Permanent	1 yard Permanent	1 yd	175	8.67	5.89	51.07
Commercial	Item 240	38	FLO01.0YEW001	1 YD EDW 1	1 YD 1X WK 1	1 yard	Weekly	Permanent	1 yard Permanent	1 yd	175	2.17	702.75	1,522.62
Commercial	Item 240	38	RLO01.0YEW001	1 YD EDW 1	1 YD 1X WK 1	1 yard	Weekly	Permanent	1 yard Permanent	1 yd	175	2.17	5,913.55	12,812.69
Commercial	Item 240	38	FLO01.5Y1W001	1.5 YD 1X WK 1	1.5 YD 1X WK 1	1.5 yard	Weekly	Permanent	1.5 yard Permanent	1.5 yd	250	4.33	152.10	659.12
Commercial	Item 240	38	RLO01.5Y1W001	1.5 YD 1X WK 1	1.5 YD 1X WK 1	1.5 yard	Weekly	Permanent	1.5 yard Permanent	1.5 yd	250	4.33	948.00	4,107.99
Commercial	Item 240	38	RLO01.5Y2W001	1.5 YD 2X WK 1	1.5 YD 2X WK 1	1.5 yard	Weekly	Permanent	1.5 yard Permanent	1.5 yd	250	8.67	12.12	105.00
Commercial	Item 240	38	FLO01.3YEW001	1.5 YD EDW 1	1.5 YD 1X WK 1	1.5 yard	Weekly	Permanent	1.5 yard Permanent	1.5 yd	250	2.17	242.59	525.60
Commercial	Item 240	38	RLO01.3YEW001	1.5 YD EDW 1	1.5 YD 1X WK 1	1.5 yard	Weekly	Permanent	1.5 yard Permanent	1.5 yd	250	2.17	1,439.60	3,119.14
Commercial	Item 240	38	FLO02.0Y1W001	2 YD 1X WK 1	2 YD 1X WK 1	2 yard	Weekly	Permanent	2 yard Permanent	2 yd	324	4.33	506.13	2,193.21
Commercial	Item 240	38	RLO02.0Y1W001	2 YD 1X WK 1	2 YD 1X WK 1	2 yard	Weekly	Permanent	2 yard Permanent	2 yd	324	4.33	1,353.42	5,864.81
Commercial	Item 240	38	RLO02.0Y1W003	2 YD 1X WK 3	2 YD 1X WK 3	2 yard	Weekly	Permanent	2 yard Permanent	2 yd	324	13.00	4.40	57.25
Commercial	Item 240	38	RLO02.0Y2W001	2 YD 2X WK 1	2 YD 1X WK 1	2 yard	Weekly	Permanent	2 yard Permanent	2 yd	324	8.67	37.51	325.11
Commercial	Item 240	38	FLO02.0Y2W002	2 YD 2X WK 2	2 YD 1X WK 1	2 yard	Weekly	Permanent	2 yard Permanent	2 yd	324	17.33	-	208.00
Commercial	Item 240	38	RLO02.0Y2W003	2 YD 2X WK 3	2 YD 1X WK 1	2 yard	Weekly	Permanent	2 yard Permanent	2 yd	324	26.00	12.00	312.11
Commercial	Item 240	38	FLO02.0Y2W001	2 YD 2X WK 1	2 YD 1X WK 1	2 yard	Weekly	Permanent	2 yard Permanent	2 yd	324	17.33	53.50	927.33
Commercial	Item 240	38	RLO02.0Y3W001	2 YD 3X WK 1	2 YD 1X WK 1	2 yard	Weekly	Permanent	2 yard Permanent	2 yd	324	13.00	-	156.00
Commercial	Item 240	38	FLO02.0Y3W001	2 YD 3X WK 1	2 YD 1X WK 1	2 yard	Weekly	Permanent	2 yard Permanent	2 yd	324	13.00	12.00	156.05
Commercial	Item 240	38	FLO02.0YEW001	2 YD EDW 1	2 YD 1X WK 1	2 yard	Weekly	Permanent	2 yard Permanent	2 yd	324	2.17	562.63	1,219.02
Commercial	Item 240	38	RLO02.0YEW001	2 YD EDW 1	2 YD 1X WK 1	2 yard	Weekly	Permanent	2 yard Permanent	2 yd	324	2.17	2,116.03	4,584.74
Commercial	Item 240	38	FLO03.0Y1W001	3 YD 1X WK 1	3 YD 1X WK 1	3 yard	Weekly	Permanent	3 yard Permanent	3 yd	473	4.33	645.32	2,796.40
Commercial	Item 240	38	FLO03.0Y2W001	3 YD 2X WK 1	3 YD 1X WK 1	3 yard	Weekly	Permanent	3 yard Permanent	3 yd	473	8.67	23.81	206.34

		Res
Annual Pickup Total for DF Calc Tab check		570,839 488,776
Total Annual Customers		187,720
Total from PO tab (annualized)		187,720
Check		(0.13)

	Customers	Monthly
RESIDENTIAL	162,106	13,509
COMMERCIAL	25,615	2,135
Check	-	-

Lewis County UTC

City Sanitary, Joe's Refuse, White Pass Garbage G-98
Lewis Co. Regulated - Price Out
Calendar Year Ended December 31, 2023

Service Code	Service Code Description	Tariff Rate	Tariff Rate	Tariff Page	Total	Total	Average	
		3/1/2022	9/1/2023		Revenue	Customers	Customers	
RESIDENTIAL SERVICES		RESIDENTIAL SERVICES						
Concatenate (Area &LOB & Service Code)	Count (RESIDENTIAL GARBAGE	RESIDENTIAL GARBAGE						
Lewis County UTCACCESS-RES	1 ACCESS-RES	ACCESS FEE - RES	1.64	1.63	20.1-A	39	24	2
Lewis County UTCBULKY-RES	1 BULKY-RES	BULKY ITEM PICK UP - RES	32.63	32.49	31-A	130	4	0
Lewis County UTCDISP-RES	1 DISP-RES	DISPOSAL FEE -RES	100.00	100.00	37	14	0	0
Lewis County UTCDRIVEIN1-RES	1 DRIVEIN1-RES	DRIVE IN 1 - RES	14.62	14.56	19-A	3,786	259	22
Lewis County UTCXTRA-RES	1 EXTRA-RES	EXTRA CAN, BAG, BOX - RES	4.85	4.83	22-A	31,972	6,602	550
Lewis County UTCPDBAG-RES	1 PDBAG-RES	PREPAID BAG - RES	24.25	24.15	22-A	170	7	1
Lewis County UTCDRIVEIN2-RES	1 DRIVEIN2-RES	DRIVE IN 2 - RES	9.01	17.94	19-A	-	-	-
Lewis County UTCREDEL-RES	1 REDEL-RES	REDELIVER FEE - RES	11.65	23.20	15-A	1,932	145	12
Lewis County UTCREINSTATE-RES	1 REINSTATE-RES	REINSTATE FEE - RES	15.67	15.60	15-A	10,656	681	57
Lewis County UTCROLL1RES	1 ROLL1RES	CART ROLL OUT 1 - RES	9.44	9.44	34-A	817	87	7
Lewis County UTCRTRNCART65-RES	1 RTRNCART65-RES	RETURN TRIP 65 GL - RES	11.65	23.20	17.1-A	326	27	2
Lewis County UTCRTRNCART95-RES	1 RTRNCART95-RES	RETURN TRIP 95 GL - RES	11.65	23.20	17.1-A	93	7	1
Lewis County UTCRTRNCART-RES	1 RTRNCART-RES	RETURN TRIP FEE CART - RE	11.65	23.20	17.1-A	-	-	-
Lewis County UTCRL020.0G1W001	1 RL020.0G1W001	20 GL 1X WK 1	11.73	11.68	21-A	-	-	-
Lewis County UTCSL065.0G1M002NOREC	1 SL065.0G1M002NOREC	65 GL 1X MO NO RECY 2	18.58	18.50	21-A	19	1	0
Lewis County UTCSL065.0G1M001NOREC	1 SL065.0G1M001NOREC	65 GL 1X MO NO RECY 1	9.29	9.25	21-A	9,221	994	83
Lewis County UTCSL065.0G1M001WREC	1 SL065.0G1M001WREC	65 GL 1X MO W/RECY 1	9.29	9.25	21-A	106,204	11,448	954
Lewis County UTCSL065.0G1M002WREC	1 SL065.0G1M002WREC	65 GL 1X MO W/RECY 2	18.58	18.50	21-A	-	-	-
Lewis County UTCSL065.0G1M003WREC	1 SL065.0G1M003WREC	65 GL 1X MO W/RECY 3	27.87	27.75	21-A	-	-	-
Lewis County UTCSL065.0G1W001NOREC	1 SL065.0G1W001NOREC	65 GL 1X WK NO RECY 1	22.92	22.82	21-A	118,599	5,182	432
Lewis County UTCSL065.0G1W001WREC	1 SL065.0G1W001WREC	65 GL 1X WK W/RECY 1	22.92	22.82	21-A	1,154,666	50,453	4,204
Lewis County UTCSL065.0G1W002WREC	1 SL065.0G1W002WREC	65 GL 1X WK W/RECY 2	45.84	45.64	21-A	549	12	1
Lewis County UTCSL065.0GEO001NOREC	1 SL065.0GEO001NOREC	65 GL EOW NO RECY 1	15.05	14.99	21-A	56,555	3,763	314
Lewis County UTCSL065.0GEO001WREC	1 SL065.0GEO001WREC	65 GL EOW W/RECY 1	15.05	14.99	21-A	862,108	57,359	4,780
Lewis County UTCSL065.0GEO002WREC	1 SL065.0GEO002WREC	65 GL EOW W/RECY 2	30.10	29.98	21-A	-	-	-
Lewis County UTCSL065.0GEO003WREC	1 SL065.0GEO003WREC	65 GL EOW W/RECY 3	45.15	44.97	21-A	-	-	-
Lewis County UTCSL095.0G1M001NOREC	1 SL095.0G1M001NOREC	95 GL 1X MO NO RECY 1	11.57	11.52	21-A	2,707	234	20
Lewis County UTCSL095.0G1M001WREC	1 SL095.0G1M001WREC	95 GL 1X MO W/RECY 1	11.57	11.52	21-A	16,514	1,429	119
Lewis County UTCSL095.0G1W001NOREC	1 SL095.0G1W001NOREC	95 GL 1X WK NO RECY 1	30.20	30.07	21-A	73,202	2,428	202
Lewis County UTCSL095.0G1W001WREC	1 SL095.0G1W001WREC	95 GL 1X WK W/RECY 1	30.20	30.07	21-A	508,931	16,877	1,406
Lewis County UTCSL095.0G1W002WREC	1 SL095.0G1W002WREC	95 GL 1X WK W/RECY 2	60.40	60.14	21-A	-	-	-
Lewis County UTCSL095.0GEO001NOREC	1 SL095.0GEO001NOREC	95 GL EOW NO RECY 1	23.12	23.02	21-A	10,827	469	39
Lewis County UTCSL095.0GEO001WREC	1 SL095.0GEO001WREC	95 GL EOW W/RECY 1	23.12	23.02	21-A	97,162	4,209	351
Lewis County UTCSP65-RES	1 SP65-RES	SPECIAL PICK UP 65 GL - R	14.29	14.25	22-A	5,597	392	33
Lewis County UTCSP95-RES	1 SP95-RES	SPECIAL PICK UP 95 GL - R	16.57	16.52	22-A	3,079	186	16
Lewis County UTCSPCL65-RES	1 SPCL65-RES	SPECIAL 65 GL - RES	14.29	14.25	22-A	86	6	1
Lewis County UTCTIRESM-RES	1 TIRESM-RES	TIRE FEE SMALL - RES	3.00	3.00	37	-	-	-
Lewis County UTCW13-RES	1 W13-RES	WALK IN 51-75 - RES	10.38	10.32	19.1-A	52	5	0
Lewis County UTCROLL1EOWRES	1 ROLL1EOWRES	CART ROLL OUT 1 EOW - RES	4.74	4.74	34-A	114	24	2
Lewis County UTCROLL1MTHRES	1 ROLL1MTHRES	CART ROLL OUT 1 MONTHLY - RES	2.18	2.18	34-A	20	9	1
Lewis County UTCSL65R-OC	1 SL65R-OC	65 GL ON CALL - RES	11.29	11.25	22-A	491	44	4
Lewis County UTCSL95R-OC	1 SL95R-OC	95 GL ON CALL - RES	13.57	13.52	22-A	95	7	1
		TOTAL RESIDENTIAL GARBAGE	-	-		\$ 3,076,734	163,374	12,905
						4.73	11,923	

Lewis County UTC

City Sanitary, Joe's Refuse, White Pass Garbage G-98
Lewis Co. Regulated - Price Out
Calendar Year Ended December 31, 2023

		Tariff Rate 3/1/2022	Tariff Rate 9/1/2023	Tariff Page	Total Revenue	Total Customers	Average Customers	
RESIDENTIAL RECYCLING								Disposal
Lewis County UTCREPROGADJ-RES	1 RECPROGADJ-RES	8.49	8.45	23-A	1,133,640	133,739	11,145	
Lewis County UTCREBINONLYR	1 RECBINONLYR	9.49	9.45	23-A	12,246	1,292	108	
TOTAL RESIDENTIAL RECYCLING					\$ 1,145,886	# 135,031	11,253	Carts
RESIDENTIAL YARD WASTE								
Lewis County UTCGWRES	1 GWRES	16.77	16.70	30-A	76,705	4,581	382	
Lewis County UTCGW2RES	1 GW2RES	31.87	31.73	30-A	6,281	197	16	
Lewis County UTCGW3RES	1 GW3RES	46.97	46.76	30-A	539	12	1	
Lewis County UTCGW4RES	1 GW4RES	62.07	61.79	30-A	340	5	0	
Lewis County UTCREDELGW-RES	1 REDELGW-RES	17.45	17.37	15-A	70	4	0	
TOTAL RESIDENTIAL YARD WASTE					\$ 83,935	# 4,779	400	Carts
COMMERCIAL SERVICES								
COMMERCIAL GARBAGE								
Lewis County UTCACCESS-COMM	1 ACCESS-COMM	1.64	1.63		416	254	21	
Lewis County UTCACCSEOW-COMM	1 ACCSEOW-COMM	0.82	0.82	20-A	61	75	6	
Lewis County UTCBULKY-COMM	1 BULKY-COMM	32.63	32.49	31-A	-	-	-	
Lewis County UTCCANCOUNT65-COMM	1 CANCOUNT65-COMM	6.03	6.00	40-A	8,050	309	26	
Lewis County UTCCANCOUNT95-COMM	1 CANCOUNT95-COMM	8.32	8.29	40-A	2,965	82	7	
Lewis County UTCCLEAN3-COMM	1 CLEAN3-COMM	13.50	13.44	36-A	-	-	-	
Lewis County UTCCLEAN6-COMM	1 CLEAN6-COMM	13.50	13.44	36-A	54	4	0	
Lewis County UTCDELL5TEMP-COMM	1 DEL1.5TEMP-COMM	21.95	21.85	38-A	131	6	1	
Lewis County UTCDEL1TEMP-COMM	1 DEL1TEMP-COMM	21.95	21.85	38-A	44	2	0	
Lewis County UTCRTRNTRIP6-COMM	1 RTRNTRIP6-COMM	29.00	28.87	17-A	202	7	1	
Lewis County UTCFL005.0YEO001	1 FL005.0YEO001	165.81	165.11	38-A	-	-	-	
Lewis County UTCDEL2TEMP-COMM	1 DEL2TEMP-COMM	21.95	21.85	38-A	1,316	60	5	
Lewis County UTCDEL3TEMP-COMM	1 DEL3TEMP-COMM	32.39	32.25	38-A	356	11	1	
Lewis County UTCDEL4TEMP-COMM	1 DEL4TEMP-COMM	32.39	32.25	38-A	615	19	2	
Lewis County UTCDEL5TEMP-COMM	1 DEL5TEMP-COMM	32.39	32.25	38-A	-	-	-	
Lewis County UTCDEL6TEMP-COMM	1 DEL6TEMP-COMM	32.39	32.25	38-A	3,269	101	8	
Lewis County UTCDISP-COMM	1 DISP-COMM	100.00	100.00	37	-	-	-	
Lewis County UTCDRIVEIN-COMM	1 DRIVEIN-COMM	7.36	7.32	19-A	882	120	10	
Lewis County UTCEXTRA-COMM	1 EXTRA-COMM	4.84	4.82	40-A	174	36	3	
Lewis County UTCXTRAYDG-COM	1 XTRAYDG-COM	32.63	32.49	31-A	12,662	389	32	
Lewis County UTCFL001.0Y1W001	1 FL001.0Y1W001	88.30	87.92	38-A	23,987	272	23	
Lewis County UTCFL001.0Y2W001	1 FL001.0Y2W001	169.36	168.63	38-A	994	6	0	
Lewis County UTCFL001.0Y3W001	1 FL001.0Y3W001	250.41	249.34	38-A	-	-	-	
Lewis County UTCFL001.0YEO001	1 FL001.0YEO001	47.86	47.66	38-A	33,576	703	59	
Lewis County UTCFL001.5Y1W001	1 FL001.5Y1W001	122.32	121.81	38-A	18,574	152	13	
Lewis County UTCFL001.5Y5W001	1 FL001.5Y5W001	569.70	567.28	38-A	-	-	-	
Lewis County UTCFL001.5YEO001	1 FL001.5YEO001	66.53	66.25	38-A	16,111	243	20	
Lewis County UTCFL002.0Y1W001	1 FL002.0Y1W001	153.30	152.67	38-A	77,458	506	42	
Lewis County UTCFL002.0Y2W001	1 FL002.0Y2W001	292.98	291.80	38-A	15,665	53	4	
Lewis County UTCFL002.0Y2W002	1 FL002.0Y2W002	585.96	583.59	38-A	-	-	-	
Lewis County UTCFL002.0Y3W001	1 FL002.0Y3W001	432.67	430.92	38-A	5,185	12	1	
Lewis County UTCFL002.0YEO001	1 FL002.0YEO001	83.61	83.27	38-A	46,958	563	47	
Lewis County UTCFL003.0Y1W001	1 FL003.0Y1W001	220.23	219.29	38-A	141,866	645	54	
Lewis County UTCFL003.0Y2W001	1 FL003.0Y2W001	424.26	422.46	38-A	10,083	24	2	
Lewis County UTCFL003.0Y3W001	1 FL003.0Y3W001	628.29	625.62	38-A	-	-	-	
Lewis County UTCFL003.0Y4W001	1 FL003.0Y4W001	832.32	828.78	38-A	9,974	12	1	
Lewis County UTCFL003.0Y5W001	1 FL003.0Y5W001	1,036.35	1,031.95	38-A	-	-	-	
Lewis County UTCFL003.0YEO001	1 FL003.0YEO001	118.45	117.95	38-A	40,190	340	28	
Lewis County UTCFL003.0YEO003	1 FL003.0YEO003	355.35	353.84	38-A	-	-	-	
Lewis County UTCFL004.0Y1W001	1 FL004.0Y1W001	263.47	262.36	38-A	202,015	768	64	
Lewis County UTCFL004.0Y2W001	1 FL004.0Y2W001	509.45	507.31	38-A	51,707	102	8	
Lewis County UTCFL004.0Y2W002	1 FL004.0Y2W002	1,018.91	1,014.61	38-A	24,419	24	2	
Lewis County UTCFL004.0Y3W001	1 FL004.0Y3W001	755.44	752.25	38-A	-	-	-	

Lewis County UTC City Sanitary, Joe's Refuse, White Pass Garbage G-98
Lewis Co. Regulated - Price Out
Calendar Year Ended December 31, 2023

			Tariff Rate 3/1/2022	Tariff Rate 9/1/2023	Tariff Page	Total Revenue	Total Customers	Average Customers		
Service Code	Service Code Description									
Lewis County UTCFL004.0Y4W001	1 FL004.0Y4W001	4 YD 4X WK 1	1,001.43	997.20	38-A	-	-	-	-	-
Lewis County UTCFL004.0YEO001	1 FL004.0YEO001	4 YD EOW 1	140.76	140.17	38-A	74,329	529	44	-	-
Lewis County UTCFL005.0Y1W001	1 FL005.0Y1W001	5 YD 1X WK 1	310.74	309.44	38-A	-	-	-	-	-
Lewis County UTCFL006.0Y1W001	1 FL006.0Y1W001	6 YD 1X WK 1	374.17	372.60	38-A	380,165	1,018	85	-	-
Lewis County UTCFL006.0Y1W002	1 FL006.0Y1W002	6 YD 1X WK 2	748.34	745.19	38-A	35,484	48	4	-	-
Lewis County UTCFL006.0Y2W001	1 FL006.0Y2W001	6 YD 2X WK 1	725.55	722.50	38-A	78,715	109	9	-	-
Lewis County UTCFL006.0Y2W002	1 FL006.0Y2W002	6 YD 2X WK 2	1,451.10	1,445.01	38-A	13,197	9	1	-	-
Lewis County UTCFL006.0Y3W001	1 FL006.0Y3W001	6 YD 3X WK 1	1,076.93	1,072.41	38-A	38,715	36	3	-	-
Lewis County UTCFL006.0Y5W001	1 FL006.0Y5W001	6 YD 5X WK 1	1,779.69	1,772.23	38-A	-	-	-	-	-
Lewis County UTCFL006.0YEO001	1 FL006.0YEO001	6 YD EOW 1	198.89	198.05	38-A	67,885	342	28	-	-
Lewis County UTCFL001.0YXX001TEMPC	1 FL001.0YXX001TEMPC	1 YD TEMP	26.28	26.17	38-A	26	1	0	-	-
Lewis County UTCFL001.5YXX001TEMPC	1 FL001.5YXX001TEMPC	1.5 YD TEMP	35.26	35.11	38-A	-	-	-	-	-
Lewis County UTCFL002.0YXX001TEMPC	1 FL002.0YXX001TEMPC	2 YD TEMP	46.92	46.72	38-A	796	17	1	-	-
Lewis County UTCFL003.0YXX001TEMPC	1 FL003.0YXX001TEMPC	3 YD TEMP	58.67	58.42	38-A	1,874	32	3	-	-
Lewis County UTCFL004.0YXX001TEMPC	1 FL004.0YXX001TEMPC	4 YD TEMP 1	71.36	71.06	38-A	2,564	36	3	-	-
Lewis County UTCFL005.0YXX001TEMPC	1 FL005.0YXX001TEMPC	5 YD TEMP 1	81.69	81.35	38-A	-	-	-	-	-
Lewis County UTCFL006.0YXX001TEMPC	1 FL006.0YXX001TEMPC	6 YD TEMP 1	96.54	96.14	38-A	18,605	193	16	-	-
Lewis County UTCCLCKCEOW	1 LCKCEOW	LOCK CHARGE EOW - COMM	7.94	7.90	38-A	610	77	6	-	-
Lewis County UTCCLCKC	1 LCKC	LOCK CHARGE - COMM	15.85	15.76	38-A	753	48	4	-	-
Lewis County UTCREDEL-COMM	1 REDEL-COMM	REDELIVER FEE LVL 1 - COM	21.52	21.43	15-A	623	29	2	-	-
Lewis County UTCREINSTATE-COMM	1 REINSTATE-COMM	REINSTATE FEE - COMM	15.67	15.60	15-A	1,783	114	10	-	-
Lewis County UTCRENT1.5TEMP-COMM	1 RENT1.5TEMP-COMM	RENT 1.5 YD TEMP - COMM	0.49	0.49	38-A	258	527	44	-	-
Lewis County UTCRENT1TEMP-COMM	1 RENT1TEMP-COMM	RENT 1 YD TEMP - COMM	0.49	0.49	38-A	107	218	18	-	-
Lewis County UTCRENT2TEMP-COMM	1 RENT2TEMP-COMM	RENT 2 YD TEMP - COMM	0.54	0.54	38-A	1,877	3,476	290	-	-
Lewis County UTCRENT3TEMP-COMM	1 RENT3TEMP-COMM	RENT 3 YD TEMP - COMM	0.54	0.54	38-A	390	722	60	-	-
Lewis County UTCRENT4TEMP-COMM	1 RENT4TEMP-COMM	RENT 4 YD TEMP - COMM	0.59	0.59	38-A	455	770	64	-	-
Lewis County UTCRENT5TEMP-COMM	1 RENT5TEMP-COMM	RENT 5 YD TEMP - COMM	0.59	0.59	38-A	-	-	-	-	-
Lewis County UTCRENT6TEMP-COMM	1 RENT6TEMP-COMM	RENT 6 YD TEMP - COMM	0.65	0.65	38-A	3,222	4,957	413	-	-
Lewis County UTCRL001.0Y1W001	1 RL001.0Y1W001	1 YD 1X WK 1	88.30	87.92	38-A	180,816	2,052	171	-	-
Lewis County UTCRL001.0Y2W001	1 RL001.0Y2W001	1 YD 2X WK 1	169.36	168.63	38-A	-	-	-	-	-
Lewis County UTCRL001.0YEO001	1 RL001.0YEO001	1 YD EOW 1	47.86	47.66	38-A	282,524	5,914	493	-	-
Lewis County UTCRL001.5Y1W001	1 RL001.5Y1W001	1.5 YD 1X WK 1	122.32	121.81	38-A	115,745	948	79	-	-
Lewis County UTCRL001.5Y2W001	1 RL001.5Y2W001	1.5 YD 2X WK 1	234.17	233.18	38-A	2,832	12	1	-	-
Lewis County UTCRL001.5Y3W001	1 RL001.5Y3W001	1.5YD 3X WK 1	346.01	344.54	38-A	-	-	-	-	-
Lewis County UTCRL001.5YEO001	1 RL001.5YEO001	1.5 YD EOW 1	66.53	66.25	38-A	95,601	1,440	120	-	-
Lewis County UTCRL002.0Y1W001	1 RL002.0Y1W001	2 YD 1X WK 1	153.30	152.67	38-A	207,104	1,353	113	-	-
Lewis County UTCRL002.0Y1W003	1 RL002.0Y1W003	2 YD 1X WK 3	459.89	458.02	38-A	2,022	4	0	-	-
Lewis County UTCRL002.0Y2W001	1 RL002.0Y2W001	2 YD 2X WK 1	292.98	291.80	38-A	10,971	38	3	-	-
Lewis County UTCRL002.0Y3W001	1 RL002.0Y3W001	2 YD 3X WK 1	432.67	430.92	38-A	-	-	-	-	-
Lewis County UTCRL002.0YEO001	1 RL002.0YEO001	2 YD EOW 1	83.61	83.27	38-A	176,613	2,116	176	-	-
Lewis County UTCRL001.0YXX001TEMPC	1 RL001.0YXX001TEMPC	1 YD TEMP	26.28	26.17	38-A	158	6	1	-	-
Lewis County UTCRL001.5YXX001TEMPC	1 RL001.5YXX001TEMPC	1.5 YD TEMP	35.26	35.11	38-A	1,019	29	2	-	-
Lewis County UTCRL002.0YXX001TEMPC	1 RL002.0YXX001TEMPC	2 YD TEMP	46.92	46.72	38-A	10,449	223	19	-	-
Lewis County UTCROLL-COMM	1 ROLL-COMM	ROLL OUT CHARGE - COMM	19.92	19.83	34-A	239	12	1	-	-
Lewis County UTCROLL1W-COMM	1 ROLL1W-COMM	ROLL OUT 1X WK - COMM	4.72	4.72	34-A	63	13	1	-	-
Lewis County UTCROLLEOW-COMM	1 ROLLEOW-COMM	ROLL OUT EOW - COMM	9.98	9.94	34-A	-	-	-	-	-
Lewis County UTCRTRNCAN-COMM	1 RTRNCAN-COMM	RETURN TRIP FEE CAN - COM	23.30	23.20	17-A	372	16	1	-	-
Lewis County UTCRTRNCART65-COMM	1 RTRNCART65-COMM	RETURN TRIP 65 GL - COMM	23.30	23.20	17-A	-	-	-	-	-
Lewis County UTCRTRNCART95-COMM	1 RTRNCART95-COMM	RETURN TRIP 95 GL - COMM	23.30	23.20	17-A	-	-	-	-	-
Lewis County UTCRTRNTRIP1.5-COMM	1 RTRNTRIP1.5-COMM	RETURN TRIP 1.5 YD - COMM	29.00	28.87	17-A	116	4	0	-	-
Lewis County UTCRTRNTRIP1-COMM	1 RTRNTRIP1-COMM	RETURN TRIP 1 YD - COMM	29.00	28.87	17-A	87	3	0	-	-
Lewis County UTCRTRNTRIP2-COMM	1 RTRNTRIP2-COMM	RETURN TRIP 2 YD - COMM	29.00	28.87	17-A	174	6	1	-	-
Lewis County UTCRTRNTRIP3-COMM	1 RTRNTRIP3-COMM	RETURN TRIP 3 YD - COMM	29.00	28.87	17-A	-	-	-	-	-
Lewis County UTCRTRNTRIP4-COMM	1 RTRNTRIP4-COMM	RETURN TRIP 4 YD - COMM	29.00	28.87	17-A	116	4	0	-	-
Lewis County UTCSL065.0G1W001NORECC	1 SL065.0G1W001NORECC	65 GL 1X WK NO RECY COMM	26.10	25.97	40-A	26,996	1,037	86	-	-
Lewis County UTCSL065.0G1W002NORECC	1 SL065.0G1W002NORECC	65 GL 1X WK NO REC COMM 2	52.20	51.96	40-A	625	12	1	-	-
Lewis County UTCSL065.0GE0001NORECC	1 SL065.0GE0001NORECC	65 GL EOW NO RECY COMM 1	26.10	25.97	40-A	16,065	617	51	-	-
Lewis County UTCSL065.0GE0002NORECC	1 SL065.0GE0002NORECC	65 GL EOW NO RECY COMM 2	26.17	26.04	40-A	314	12	1	-	-
Lewis County UTCSL095.0G1W001NORECC	1 SL095.0G1W001NORECC	95 GL 1X WK NO RECY COMM	36.04	35.91	40-A	65,118	1,810	151	-	-
Lewis County UTCSL095.0GE0001NORECC	1 SL095.0GE0001NORECC	95 GL EOW NO RECY COMM 1	36.04	35.91	40-A	7,235	201	17	-	-
Lewis County UTCSP1.5-COMM	1 SP1.5-COMM	SPECIAL PICK UP 1.5 YD -	45.28	45.09	38-A	950	21	2	-	-
Lewis County UTCSP1-COMM	1 SP1-COMM	SPECIAL PICK UP 1 YD - CO	36.01	35.86	38-A	1,151	32	3	-	-
Lewis County UTCSP2-COMM	1 SP2-COMM	SPECIAL PICK UP 2 YD - CO	51.28	51.06	38-A	2,665	52	4	-	-

Lewis County UTC City Sanitary, Joe's Refuse, White Pass Garbage G-98
Lewis Co. Regulated - Price Out
Calendar Year Ended December 31, 2023

Service Code	Service Code Description	Tariff Rate 3/1/2022	Tariff Rate 9/1/2023	Tariff Page	Total Revenue	Total Customers	Average Customers
Lewis County UTCSP3-COMM	1 SP3-COMM SPECIAL PICK UP 3 YD - CO	58.97	58.72	38-A	648	11	1
Lewis County UTCSP4-COMM	1 SP4-COMM SPECIAL PICK UP 4 YD - CO	69.85	69.56	38-A	1,186	17	1
Lewis County UTCSP6-COMM	1 SP6-COMM SPECIAL PICK UP 6 YD - CO	98.76	98.35	38-A	2,663	27	2
Lewis County UTCSPCL65-COMM	1 SPCL65-COMM SPECIAL 65 GL - COMM	8.03	8.00	40-A	-	-	-
Lewis County UTCSPCL95-COMM	1 SPCL95-COMM SPECIAL 95 GL - COMM	10.32	10.29	40-A	-	-	-
Lewis County UTCFL006.0Y1W003	1 FLO06.0Y1W003 6 YD 1X WK 3	1,122.51	1,117.79	38-A	11,885	11	1
Lewis County UTCRL002.0Y2W003	1 RL002.0Y2W003 2 YD 2X WK 3	878.94	875.39	38-A	10,533	12	1
Lewis County UTCTIMENP-COMM	1 TIMENP-COMM TIME FEE NON PACK - COMM	109.71	109.23	32-A	-	-	-
Lewis County UTCTIRE-COMM	1 TIRE-COMM TIRE FEE - COMM	3.00	3.00	37	-	-	-
Lewis County UTCUNRETURN-COMM	1 UNRETURN-COMM CONTAINER UNRETURNED FEE	94.41	94.00	22-A	-	-	-
Lewis County UTCW1-COMM	1 W1-COMM WALK IN 6-25 - COMM	2.17	2.17	19-A	-	-	-
Lewis County UTCW2-COMM	1 W2-COMM WALK IN 26-50 - COMM	3.64	3.64	19-A	-	-	-
			49.97				
TOTAL COMMERCIAL GARBAGE					\$ 2,707,448	# 37,271	2,086
COMMERCIAL RECYCLING	MULTI FAMILY RECYCLING	-	-				
Lewis County UTCMFWBINS	1 MFWBINS MULTI-FAMILY REC UNIT W/B	7.91	7.91	29-A	-	-	-
TOTAL MULTI-FAMILY RECYCLING					\$ -	# -	- Carts
DROP BOX SERVICES	DROP BOX SERVICES						
DROP BOX HAULS/RENTAL	DROP BOX HAULS/RENTAL						
Lewis County UTCHAUL20-RO	1 HAUL20-RO HAUL 20 YD - RO	163.39	162.68	42-A	69,017	423	35
Lewis County UTCFINAL20-RO	1 FINAL20-RO FINAL PULL 20 YD - RO	163.39	162.68	42-A	2,285	14	1
Lewis County UTCHAUL30-RO	1 HAUL30-RO HAUL 30 YD - RO	177.14	176.37	42-A	86,508	489	41
Lewis County UTCHAUL40-RO	1 HAUL40-RO HAUL 40 YD - RO	206.36	205.46	42-A	92,724	450	38
Lewis County UTCFINAL40-RO	1 FINAL40-RO FINAL PULL 40 YD - RO	206.36	205.46	42-A	1,856	9	1
Lewis County UTCFINAL30-RO	1 FINAL30-RO FINAL PULL 30 YD - RO	177.14	176.37	42-A	900	5	0
Lewis County UTCHAUL20TEMP-RO	1 HAUL20TEMP-RO HAUL 20 YD TEMP - RO	177.15	176.38	42-A	16,270	92	8
Lewis County UTCFINAL20TEMP-RO	1 FINAL20TEMP-RO FINAL PULL 20 YD TEMP - R	177.15	176.38	42-A	22,997	130	11
Lewis County UTCHAUL30TEMP-RO	1 HAUL30TEMP-RO HAUL 30 YD TEMP - RO	194.32	193.47	42-A	4,654	24	2
Lewis County UTCFINAL30TEMP-RO	1 FINAL30TEMP-RO FINAL PULL 30 YD TEMP - R	194.32	193.47	42-A	9,318	48	4
Lewis County UTCHAUL40TEMP-RO	1 HAUL40TEMP-RO HAUL 40 YD TEMP - RO	227.00	226.01	42-A	16,105	71	6
Lewis County UTCFINAL40TEMP-RO	1 FINAL40TEMP-RO FINAL PULL 40 YD TEMP - R	227.00	226.01	42-A	16,095	71	6
Lewis County UTCHAUL10-CP	1 HAUL10-CP COMPACTOR HAUL 10 YD - RO	177.21	176.44	43-A	-	-	-
Lewis County UTCHAUL15-CP	1 HAUL15-CP COMPACTOR HAUL 15 YD	223.55	222.58	43-A	-	-	-
Lewis County UTCHAUL20-CP	1 HAUL20-CP COMPACTOR HAUL 20 YD - RO	217.49	216.54	43-A	1,955	9	1
Lewis County UTCHAUL25-CP	1 HAUL25-CP COMPACTOR HAUL 25 YD - RO	240.32	239.27	43-A	960	4	0
Lewis County UTCHAUL30-CP	1 HAUL30-CP COMPACTOR HAUL 30 YD	249.36	248.27	43-A	8,219	33	3
Lewis County UTCHAUL40-CP	1 HAUL40-CP COMPACTOR HAUL 40 YD	257.92	256.80	43-A	26,530	103	9
Lewis County UTCRENT20MO-RO	1 RENT20MO-RO RENTAL FEE 20 YD MONTHLY	94.56	94.15	42-A	36,446	386	32
Lewis County UTCRENT30MO-RO	1 RENT30MO-RO RENTAL FEE 30 YD MONTHLY	132.39	131.81	42-A	29,219	221	18
Lewis County UTCRENT40MO-RO	1 RENT40MO-RO RENTAL FEE 40 YD MONTHLY	154.74	154.07	42-A	39,868	258	22
Lewis County UTCRENT20TEMP-RO	1 RENT20TEMP-RO RENTAL FEE 20 YD TEMP - R	7.75	7.72	42-A	32,034	138	11
Lewis County UTCRENT30TEMP-RO	1 RENT30TEMP-RO RENTAL FEE 30 YD TEMP - R	9.48	9.44	42-A	11,595	41	3
Lewis County UTCRENT40TEMP-RO	1 RENT40TEMP-RO RENTAL FEE 40 YD TEMP - R	10.93	10.88	42-A	22,464	69	6
Lewis County UTCRTRNTRIP-RO	1 RTRNTRIP-RO RETURN TRIP FEE - RO	115.99	115.48	17-A	232	2	0
Lewis County UTCDEL20TEMP-RO	1 DEL20TEMP-RO DELIVERY FEE 20 YD TEMP -	137.56	136.96	42-A	19,356	141	12
Lewis County UTCDEL30TEMP-RO	1 DEL30TEMP-RO DELIVERY FEE 30 YD TEMP -	137.56	136.96	42-A	6,735	49	4
Lewis County UTCDEL40TEMP-RO	1 DEL40TEMP-RO DELIVERY FEE 40 YD TEMP -	137.56	136.96	42-A	9,876	72	6
Lewis County UTCMILE-RO	1 MILE-RO MILEAGE FEE - RO	3.96	3.94	42-A	60,951	15,424	1,285
Lewis County UTCLIDRO	1 LIDRO LID CHARGE - RO	19.75	19.66	42-A	769	39	3
Lewis County UTCREDEL-RO	1 REDEL-RO REDELIVER FEE - RO	62.69	62.42	15-A	-	-	-
Lewis County UTCIME-RO	1 TIME-RO TIME FEE - RO	125.39	124.84	32-A	4,960	40	3
Lewis County UTCXWGHHT-RO	1 EXWGHHT-RO EXCESS WEIGHT - RO	0.15	0.15	35	2,769	18,460	1,538
Lewis County UTCDISCO-CP	1 DISCO-CP COMPACTOR DISCONNECT FEE	10.45	10.40	43-A	1,137	109	9

Lewis County UTC

City Sanitary, Joe's Refuse, White Pass Garbage G-98
 Lewis Co. Regulated - Price Out
 Calendar Year Ended December 31, 2023

	Service Code	Service Code Description	Tariff Rate 3/1/2022	Tariff Rate 9/1/2023	Tariff Page	Total Revenue	Total Customers	Average Customers
Lewis County UTC	1 TIMENP-RES	TIME FEE NON PACK - RES	109.71	109.23	32-A	329	3	0
Lewis County UTC	1 LABOR-RO	LABOR CHARGE - RO	125.39	124.84	32-A	-	-	-
Lewis County UTC	1 UNRETURN-RES	CONTAINER UNRETURNED FEE	94.41	94.00	22-A	5,272	56	5
TOTAL DROP BOX HAULS/RENTAL						\$ 660,406	37,483	93
Lewis County UTC	1 PASSTHROUGH DISPOSAL DISP-RO	PASSTHROUGH DISPOSAL DISPOSAL CHARGE - RO	100.00	100.00	37	500,929	5,009	417
TOTAL PASSTHROUGH DISPOSAL						\$ 500,929	5,009	417
Lewis County UTC	1 FINCHG	FINCHG	-	-		10,760	-	-
Lewis County UTC	1 COLLFEE	COLLFEE	-	-		(283)	-	-
Lewis County UTC	1 ADJ-FIN	ADJ-FIN	-	-		(16)	-	-
TOTAL SERVICE CHARGES						\$ 10,461	\$ -	\$ -
TOTAL REVENUE						\$ 8,185,799	382,946	27,153
						8,185,799.15	# 382,956.78	35,495.18
						-	# (10)	(8,342)

ite Pass Garbage G-98
t
r 31, 2023

Container Counts				
Cart Size	Can Size	Container Size	Quantity	Count

Service Code Description

RESIDENTIAL SERVICES

RESIDENTIAL GARBAGE

- ACCESS FEE - RES
- BULKY ITEM PICK UP - RES
- DISPOSAL FEE - RES
- DRIVE IN 1 - RES
- EXTRA CAN, BAG, BOX - RES
- PREPAID BAG - RES
- DRIVE IN 2 - RES
- REDELIVER FEE - RES
- REINSTATE FEE - RES
- CART ROLL OUT 1 - RES
- RETURN TRIP 65 GL - RES
- RETURN TRIP 95 GL - RES
- RETURN TRIP FEE CART - RE

20 GL 1X WK 1	20		1	-
65 GL 1X MO NO RECY 2	45		1	0
65 GL 1X MO NO RECY 1	65		1	83
65 GL 1X MO W/RECY 1	65		1	954
65 GL 1X MO W/RECY 2	65		2	-
65 GL 1X MO W/RECY 3	65		3	-
65 GL 1X WK NO RECY 1	65		1	432
65 GL 1X WK W/RECY 1	65		1	4,204
65 GL 1X WK W/RECY 2	65		2	2
65 GL EOW NO RECY 1	65		1	314
65 GL EOW W/RECY 1	65		1	4,780
65 GL EOW W/RECY 2	65		2	-
65 GL EOW W/RECY 3	65		3	-
95 GL 1X MO NO RECY 1	95		1	20
95 GL 1X MO W/RECY 1	95		1	119
95 GL 1X WK NO RECY 1	95		1	202
95 GL 1X WK W/RECY 1	95		1	1,406
95 GL 1X WK W/RECY 2	95		2	-
95 GL EOW NO RECY 1	95		1	39
95 GL EOW W/RECY 1	95		1	351

- SPECIAL PICK UP 65 GL - R
- SPECIAL PICK UP 95 GL - R

- SPECIAL 65 GL - RES
- TIRE FEE SMALL - RES
- WALK IN 51-75 - RES
- CART ROLL OUT 1 EOW - RES
- CART ROLL OUT 1 MONTHLY - RES
- 65 GL ON CALL - RES
- 95 GL ON CALL - RES

	Count
Carts	12,906
	Count
Containers	
	Count
cans	-

TOTAL RESIDENTIAL GARBAGE

Site Pass Garbage G-98

t

for 31, 2023

Service Code Description	Container Counts				Count
	Cart Size	Can Size	Container Size	Quantity	
RESIDENTIAL RECYCLING	162,106				
RECYCLING PROGRAM ADJUSTM	96			1	11,145
RECYCLE SERVICE ONLY	96			1	108
TOTAL RESIDENTIAL RECYCLING	11,253				
RESIDENTIAL YARD WASTE					
GREENWASTE SERVICE - RES	96			1	382
GREENWASTE SVC 2 - RES	96			2	33
GREENWASTE SVC 3 - RES	96			3	3
GREENWASTE SVC 4 - RES					
REDELIVER FEE GW - RES					
TOTAL RESIDENTIAL YARD WASTE	418				
COMMERCIAL SERVICES					
COMMERCIAL GARBAGE					
ACCESS FEE - COMM					
ACCESS FEE EOW - COMM					
BULKY ITEM PICK UP - COMM					
CAN COUNT 65 GL - COMM	65			1	25.73 Can Count multipli
CAN COUNT 95 GL - COMM	95			1	6.86 Can Count multipli
CLEANING FEE 3 YD - COMM					
CLEANING FEE 6 YD - COMM					
DELIVERY FEE 1.5 YD TEMP					
DELIVERY FEE 1 YD TEMP -					
RETURN TRIP 6 YD - COMM					
5 YD EOW 1			5	1	-
DELIVERY FEE 2 YD TEMP -					
DELIVERY FEE 3 YD TEMP -					
DELIVERY FEE 4 YD TEMP -					
DELIVERY FEE 5 YD TEMP -					
DELIVERY FEE 6 YD TEMP -					
DISPOSAL FEE - COMM					
DRIVE IN SERVICE - COMM					
EXTRA CAN, BAG, BOX - COM					
EXTRA YARDAGE - COMM					
1 YD 1X WK 1			1	1	22.68
1 YD 2X WK 1			1	2	0.98
1 YD 3X WK 1			1	1	-
1 YD EOW 1			1.5	1	58.56
1.5 YD 1X WK 1			1.5	1	12.68
1.5 YD 5X WK 1			1.5	1	-
1.5 YD EOW 1			1.5	1	20.22
2 YD 1X WK 1			2	1	42.18
2 YD 2X WK 1			2	1	4.46
2 YD 2X WK 2			2	2	-
2 YD 3X WK 1			2	1	1.00
2 YD EOW 1			2	1	46.89
3 YD 1X WK 1			3	1	53.78
3 YD 2X WK 1			3	1	1.98
3 YD 3X WK 1			3	1	-
3 YD 4X WK 1			3	1	1.00
3 YD 5X WK 1			3	1	-
3 YD EOW 1			3	1	28.33
3 YD EOW 3			3	3	-
4 YD 1X WK 1			4	1	64.01
4 YD 2X WK 1			4	1	8.47
4 YD 2X WK 2			4	2	4.00
4 YD 3X WK 1			4	1	-

nite Pass Garbage G-98

t

r 31, 2023

Service Code Description	Container Counts				Count
	Cart Size	Can Size	Container Size	Quantity	
4 YD 4X WK 1			4	1	-
4 YD EOW 1			4	1	44.09
5 YD 1X WK 1			5	1	-
6 YD 1X WK 1			6	1	84.82
6 YD 1X WK 2			6	2	7.92
6 YD 2X WK 1			6	1	9.06
6 YD 2X WK 2			6	2	1.52
6 YD 3X WK 1			6	1	3.00
6 YD 5X WK 1			6	1	-
6 YD EOW 1			6	1	28.50
1 YD TEMP			1	1	0.08
1.5 YD TEMP			1.5	1	-
2 YD TEMP			2	1	1.42
3 YD TEMP			3	1	2.67
4 YD TEMP 1			4	1	3.00
5 YD TEMP 1			5	1	-
6 YD TEMP 1			6	1	16.09
LOCK CHARGE EOW - COMM					
LOCK CHARGE - COMM					
REDELIVER FEE LVL 1 - COM					
REINSTATE FEE - COMM					
RENT 1.5 YD TEMP - COMM					
RENT 1 YD TEMP - COMM					
RENT 2 YD TEMP - COMM					
RENT 3 YD TEMP - COMM					
RENT 4 YD TEMP - COMM					
RENT 5 YD TEMP - COMM					
RENT 6 YD TEMP - COMM					
1 YD 1X WK 1			1	1	170.96
1 YD 2X WK 1			1	1	-
1 YD EOW 1			1	1	492.80
1.5 YD 1X WK 1			1.5	1	79.00
1.5 YD 2X WK 1			1.5	1	1.01
1.5 YD 3X WK 1			1.5	1	-
1.5 YD EOW 1			1.5	1	119.97
2 YD 1X WK 1			2	1	112.78
2 YD 1X WK 3			2	1	0.37
2 YD 2X WK 1			2	1	3.13
2 YD 3X WK 1			2	1	-
2 YD EOW 1			2	1	176.34
1 YD TEMP			1	1	0.50
1.5 YD TEMP			1.5	1	2.42
2 YD TEMP			2	1	18.59
ROLL OUT CHARGE - COMM					
ROLL OUT 1X WK - COMM					
ROLL OUT EOW - COMM					
RETURN TRIP FEE CAN - COM					
RETURN TRIP 65 GL - COMM					
RETURN TRIP 95 GL - COMM					
RETURN TRIP 1.5 YD - COMM					
RETURN TRIP 1 YD - COMM					
RETURN TRIP 2 YD - COMM					
RETURN TRIP 3 YD - COMM					
RETURN TRIP 4 YD - COMM					
65 GL 1X WK NO RECY COMM	65			1	86.38
65 GL 1X WK NO REC COMM 2	65			2	2.00
65 GL EOW NO RECY COMM 1	65			1	51.40
65 GL EOW NO REC COMM 2	65			2	2.00
95 GL 1X WK NO RECY COMM	95			1	150.81
95 GL EOW NO RECY COMM 1	95			1	16.76
SPECIAL PICK UP 1.5 YD -					
SPECIAL PICK UP 1 YD - CO					
SPECIAL PICK UP 2 YD - CO					

ite Pass Garbage G-98

t

r 31, 2023

Service Code Description	Container Counts				
	Cart Size	Can Size	Container Size	Quantity	Count
SPECIAL PICK UP 3 YD - CO					
SPECIAL PICK UP 4 YD - CO					
SPECIAL PICK UP 6 YD - CO					
SPECIAL 65 GL - COMM					
SPECIAL 95 GL - COMM					
6 YD 1X WK 3				3	2.65
2 YD 2X WK 3				3	3.00
TIME FEE NON PACK - COMM					
TIRE FEE - COMM					
CONTAINER UNRETURNED FEE					
WALK IN 6-25 - COMM					
WALK IN 26-50 - COMM					

Count	
Carts	342
Containers	1,757

TOTAL COMMERCIAL GARBAGE

Disposal Count	25,615
----------------	--------

MULTI FAMILY RECYCLING

MULTI-FAMILY REC UNIT W/B	96	1	-
---------------------------	----	---	---

TOTAL MULTI-FAMILY RECYCLING

-

DROP BOX SERVICES

DROP BOX HAULS/RENTAL

HAUL 20 YD - RO				
FINAL PULL 20 YD - RO				
HAUL 30 YD - RO				
HAUL 40 YD - RO				
FINAL PULL 40 YD - RO				
FINAL PULL 30 YD - RO				
HAUL 20 YD TEMP - RO				
FINAL PULL 20 YD TEMP - R				
HAUL 30 YD TEMP - RO				
FINAL PULL 30 YD TEMP - R				
HAUL 40 YD TEMP - RO				
FINAL PULL 40 YD TEMP - R				
COMPACTOR HAUL 10 YD - RO				
COMPACTOR HAUL 15 YD				
COMPACTOR HAUL 20 YD - RO				
COMPACTOR HAUL 25 YD - RO				
COMPACTOR HAUL 30 YD				
COMPACTOR HAUL 40 YD				
RENTAL FEE 20 YD MONTHLY	20	1	32.18	
RENTAL FEE 30 YD MONTHLY	30	1	18.42	
RENTAL FEE 40 YD MONTHLY	40	1	21.51	
RENTAL FEE 20 YD TEMP - R	20	1	11.50	Divided total by 30
RENTAL FEE 30 YD TEMP - R	30	1	3.40	Divided total by 30
RENTAL FEE 40 YD TEMP - R	40	1	5.72	Divided total by 30
RETURN TRIP FEE - RO				
DELIVERY FEE 20 YD TEMP -				
DELIVERY FEE 30 YD TEMP -				
DELIVERY FEE 40 YD TEMP -				
MILEAGE FEE - RO				
LID CHARGE - RO				
REDELIVER FEE - RO				
TIME FEE - RO				
EXCESS WEIGHT - RO				
COMPACTOR DISCONNECT FEE				

Site Pass Garbage G-98
 t
 r 31, 2023

Container Counts				
Cart Size	Can Size	Container Size	Quantity	Count

Service Code Description
 TIME FEE NON PACK - RES
 LABOR CHARGE - RO
 CONTAINER UNRETURNED FEE

Boxes 92.73

TOTAL DROP BOX HAULS/RENTAL

PASSTHROUGH DISPOSAL
 DISPOSAL CHARGE - RO

TOTAL PASSTHROUGH DISPOSAL

Service Charges
 #N/A
 #N/A
 #N/A

TOTAL SERVICE CHARGES

TOTAL REVENUE

Total 26,767
 Less: Can -
 Adj Total 26,767

Lewis County and Joes
 Lewis County Line of Business Allocation
 Test Year Ended December 31, 2023

Note from Brian Vandenburg: This tab has been copied from TG-240180 Filing.

Abbreviations			
	MSW	Recycling	Yard Waste
			100.00%
			100.00%
			100.00%

Actual ACT

USOA #	GL Code	Description	Allocator	Total Lewis Regulated	MSW	Recycling	Yard Waste
	Revenue						
	31000						
	31100						
	31110						
	32000						
	33000						
	33104						
	33100						
	34000						
	35000						
	35001						
	35009						
	35510						
	35517						

35520
35571

38000
38001

Expenses

4115 52010
4115 52020
4115 52025
4115 52035
4115 52036
4115 52065
4115 52070
4115 52045
4115 55020
4115 55025
4115 55035
4115 55036
4115 55065
4115 55070

4120 57147
4120 57257
4120 70147

4130 52120
4130 52125
4130 52135
4130 55120
4130 55125
4130 52147
4130 52181
4130 55147

4160 52140

4180 52090
4180 52182
4180 57176

4210 56010
4210 56036
4210 56065

4213 50020
4213 50020.1
4213 50025
4213 50035
4213 50036
4213 50065
4213 50070



4240 52142
4240 52144
4240 52146


4260 41121

4280 50045
4280 55045
4280 57125
4280 57255
4280 50090

4360 40101
4360 40109
4360 40122
4360 40131
4360 40139

4360 40861
4360 40869

4365 44169
4365 44168
4365 44161



4450 70225

4410 60010

4410 60030

4410 60065

4450 60204

4450 60207

4450 60225

4530 59271

4530 59340

4530 59341

4530 59342

4530 59343

4530 59400

4530 59401

4540 59344

4540 59500

4540 57370

4580 52086


4580 57254
4580 50086
4580 70086

4611 70010

4613 70020
4613 70025
4613 70036
4613 70065
4613 70070
4613 70045

4620 57345
4620 57353
4410 60195
4410 60200
4410 60201
4410 60203
4410 60206
4410 60210
4620 70185
4620 70200
4620 70210

4620 70302
4620 70214



4630 70235

4640 52165

4640 70165

4640 70167

4640 57165

4640 70150

4640 70166

4645 70149

4645 70148

4650 50060

4650 52060

4650 55060

4650 56060

4650 60060

4650 70060

4650 50115

4650 50116

4650 50117

4650 52115

4650 55115

4650 56115

4410 60116

4650 70116

4660 70320

4670 70310

4680 43002

4690 70300

4690 70090

4690 70095

4690 70110

4690 70195

4690 70202

4690 70203

4690 52185

4690 70205

4690 70206

4690 70207

4690 70255

4690 70303

4690 70330

4690 70335

4690 91002

5000 51260

5000 54260

5000 57260

5000 57260.1

5000 70260

5000 70260.1

5000 70260.2

5100 91010

5150 70269

5220 51295

5220 57357

5230 57275

5242 50050

5242 52050

5242 55050

5242 56050

5242 60050

5242 70050

5260 43001

5260 43001.1

5260 43001.3

5270 41201


5320 57170

5320 57175

5320 57175.1

5320 70902

5340 70175



Tariff Page	Standard Service Code	As Shown In Tariff	Current Rates	Increase	Proposed Rates	Check
16	Overweight Can	Overweight Can	6.37	0.23	6.60	OK
21	65 GL 1X MO W/RECY 1	1-65 gal cart MG	9.72	0.34	10.06	OK
21	65 GL 1X WK W/RECY 1	1-65 gal cart WG	23.98	1.47	25.45	OK
21	65 GL EOW W/RECY 1	1-65 gal cart EOWG	15.75	0.73	16.48	OK
21	95 GL 1X MO W/RECY 1	1-95 gal cart MG	12.11	0.51	12.62	OK
21	95 GL 1X WK W/RECY 1	1-95 gal cart WG	31.60	2.21	33.81	OK
21	95 GL EOW W/RECY 1	1-95 gal cart EOWG	24.19	1.11	25.30	OK
21	Mini Weekly Can	Mini Weekly Can	12.27	0.57	12.84	OK
22	65 GL ON CALL - RES	1-65 gal cart On call	11.82	0.34	12.16	OK
22	95 GL ON CALL - RES	1-95 gal cart On call	14.21	0.51	14.72	OK
22	SPECIAL PICK UP 65 GL - R	1-65 gal cart Special	14.97	0.34	15.31	OK
22	SPECIAL PICK UP 95 GL - R	1-95 gal cart Special	17.36	0.51	17.87	OK
22	EXTRA CAN, BAG, BOX - RES	Extra pickup - 32 gal Extra	5.08	0.23	5.31	OK
22	PREPAID BAG - RES	Prepaid bag Extra	5.08	0.23	5.31	OK
22	EXTRA CAN, BAG, BOX - RES-65	Extra pickup - 65 gal Extra	9.92	0.34	10.26	OK
22	EXTRA CAN, BAG, BOX - RES-95	Extra pickup - 95 gal Extra	14.88	0.51	15.39	OK
29	BULKY ITEM PICK UP - RES	1 - 4 yards Bulky Material	34.14	0.83	34.97	OK
29	Additional yards Bulky Material	Additional yards Bulky Material	14.79	0.83	15.62	OK
29	Minimum Charge Bulky	Minimum Charge Bulky	34.14	0.83	34.97	OK
29	1 - 4 yards Loose Material	1 - 4 yards Loose Material	34.14	0.83	34.97	OK
29	Additional yard Loose Material	Additional yard Loose Material	14.79	0.83	15.62	OK
29	Minimum Charge Loose	Minimum Charge Loose	34.14	0.83	34.97	OK
40	1 YD 1X WK 1	1 yard Permanent - First Pickup	27.16	1.16	28.32	OK
40	1 YD 1X WK 1	1 yard Permanent - Additional Pickup	19.59	1.16	20.75	OK
40	1.5 YD 1X WK 1	1.5 yard Permanent - First Pickup	38.00	1.66	39.66	OK
40	1.5 YD 1X WK 1	1.5 yard Permanent - Additional Pickup	27.03	1.66	28.69	OK
40	2 YD 1X WK 1	2 yard Permanent - First Pickup	48.00	2.15	50.15	OK
40	2 YD 1X WK 1	2 yard Permanent - Additional Pickup	33.76	2.15	35.91	OK
40	3 YD 1X WK 1	3 yard Permanent - First Pickup	66.26	3.14	69.40	OK
40	3 YD 1X WK 1	3 yard Permanent - Additional Pickup	49.31	3.14	52.45	OK
40	4 YD 1X WK 1	4 yard Permanent - First Pickup	77.74	4.06	81.80	OK
40	4 YD 1X WK 1	4 yard Permanent - Additional Pickup	59.45	4.06	63.51	OK
40	5 YD 1X WK 1	5 yard Permanent - Additional Pickup	91.35	4.82	96.17	OK
40	5 YD 1X WK 1	5 yard Permanent - Additional Pickup	70.22	4.82	75.04	OK
40	6 YD 1X WK 1	6 yard Permanent - First Pickup	108.76	5.57	114.33	OK
40	6 YD 1X WK 1	6 yard Permanent - Additional Pickup	84.92	5.57	90.49	OK
40	1 YD TEMP	1 yard Temporary Pickup	27.50	1.16	28.66	OK
40	1.5 YD TEMP	1.5 yard Temporary Pickup	36.90	1.66	38.56	OK
40	2 YD TEMP	2 yard Temporary Pickup	49.10	2.15	51.25	OK
40	3 YD TEMP	3 yard Temporary Pickup	61.39	3.14	64.53	OK
40	4 YD TEMP 1	4 yard Temporary Pickup	74.67	4.06	78.73	OK
40	6 YD TEMP 1	6 yard Temporary Pickup	101.03	5.57	106.60	OK
40	SPECIAL PICK UP 1.5 YD -	1.5 yard Special Pickup	47.38	1.66	49.04	OK
40	SPECIAL PICK UP 1 YD - CO	1 yard Special Pickup	37.68	1.16	38.84	OK
40	SPECIAL PICK UP 2 YD - CO	2 yard Special Pickup	53.66	2.15	55.81	OK
40	SPECIAL PICK UP 3 YD - CO	3 yard Special Pickup	61.71	3.14	64.85	OK
40	SPECIAL PICK UP 4 YD - CO	4 yard Special Pickup	73.10	4.06	77.16	OK

Originally File	Variance Per Month	Max Overpay (July - September)
6.65	(0.05)	(0.15)
10.14	(0.08)	(0.24)
25.81	(0.36)	(1.08)
16.67	(0.19)	(0.57)
12.75	(0.13)	(0.39)
34.37	(0.56)	(1.68)
25.57	(0.27)	(0.81)
12.99	(0.15)	(0.45)
12.24	(0.08)	(0.24)
14.85	(0.13)	(0.39)
15.39	(0.08)	(0.24)
18.00	(0.13)	(0.39)
5.36	(0.05)	(0.15)
5.36	(0.05)	(0.15)
10.34	(0.08)	(0.24)
15.52	(0.13)	(0.39)
35.18	(0.21)	(0.63)
15.83	(0.21)	(0.63)
35.18	(0.21)	(0.63)
35.18	(0.21)	(0.63)
35.18	(0.21)	(0.63)
28.61	(0.29)	(0.87)
21.04	(0.29)	(0.87)
40.07	(0.41)	(1.23)
29.10	(0.41)	(1.23)
50.69	(0.54)	(1.62)
36.45	(0.54)	(1.62)
70.18	(0.78)	(2.34)
53.23	(0.78)	(2.34)
82.82	(1.02)	(3.06)
64.53	(1.02)	(3.06)
97.37	(1.20)	(3.60)
76.24	(1.20)	(3.60)
115.72	(1.39)	(4.17)
91.88	(1.39)	(4.17)
28.95	(0.29)	(0.87)
38.97	(0.41)	(1.23)
51.79	(0.54)	(1.62)
65.31	(0.78)	(2.34)
79.75	(1.02)	(3.06)
107.99	(1.39)	(4.17)
49.45	(0.41)	(1.23)
39.13	(0.29)	(0.87)
56.35	(0.54)	(1.62)
65.63	(0.78)	(2.34)
78.18	(1.02)	(3.06)

Tariff Page	Standard Service Code	As Shown In Tariff	Current Rates	Increase	Proposed Rates	Check
40	SPECIAL PICK UP 6 YD - CO	6 yard Special Pickup	103.35	5.57	108.92	OK
40	5 yard Temporary Pickup	5 yard Temporary Pickup	85.49	4.82	90.31	OK
40	5 yard Special Pickup	5 yard Special Pickup	87.93	4.82	92.75	OK
40	1 - 4 yards Loose Material	1 - 4 yards Loose Material	34.14	0.83	34.97	OK
42	CAN COUNT 65 GL - COMM	65 gal Company Provided Single Can	6.31	0.34	6.65	OK
42	CAN COUNT 95 GL - COMM	95 gal Company Provided Single Can	8.71	0.51	9.22	OK
42	65 GL 1X WK NO RECY COMM	65 gal Company Provided Minimum Monthly	27.32	1.47	28.79	OK
42	95 GL 1X WK NO RECY COMM	95 gal Company Provided Minimum Monthly	37.71	2.21	39.92	OK
42	EXTRA CAN, BAG, BOX - COM	32 gal or equivalent Extra	5.07	0.23	5.30	OK
42	SPECIAL 65 GL - COMM	65 gal Company Provided One Unit	8.31	0.34	8.65	OK
42	95 gal Company Provided One Unit	95 gal Company Provided One Unit	10.71	0.51	11.22	OK

Originally File	Variance Per Month	Max Overpay (July - September)
110.31	(1.39)	(4.17)
91.51	(1.20)	(3.60)
93.95	(1.20)	(3.60)
35.18	(0.21)	(0.63)
6.73	(0.08)	(0.24)
9.35	(0.13)	(0.39)
29.15	(0.36)	(1.08)
40.48	(0.56)	(1.68)
5.35	(0.05)	(0.15)
8.73	(0.08)	(0.24)
11.35	(0.13)	(0.39)