

STANLEY'S SANITARY SERVICE G-86

PA ADJUSTMENT SUPPORTING DOCS

PA 1 THRU 12

OFFICE RENT DECREASE

2022 RENT 10200

RENT 2023 9600

DECREASE TO PA 1 -600

PA 1
1022

RENTAL AGREEMENT
Scarborough Building
102 Main Street
Cathlamet, WA 98612

This rental agreement is between the Lessor, **David and Cheryl Nelson** and Lessee, **Stanley Sanitation** for rental unit hereafter known as **Suite 203 & 204** located at **102 Main Street Cathlamet, WA. 98612.**

This rental agreement is in effect from **July 1, 2022** until **July 1, 2024.**

The **rental amount** of **\$800** per month will be due on the first day of each month. If by the 10th of the month, the rent has not been received by the Lessor, an amount of **\$25** shall be charged for each ensuing day unless arrangements by the lessor and lessee have previously been made for a late payment.

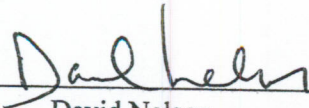
Rental payment can be sent to:

David Nelson
PO Box 724
Cathlamet, WA 98612

The Lessor asks that the Lessee keep any debris or unsightly material at another location.

Signed

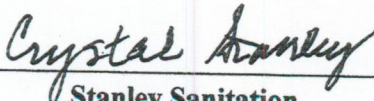
Lessor



David Nelson
Phone: 360-430-0676
wdnelson66@aol.com

Date 6-14-2022

Lessee



Stanley Sanitation
Crystal Stanley Owner
PO Box 217
Cathlamet, WA 98612
Phone: 360-560-1145

Date 6/14/2022

REFLECT 2023 DEPRECIATION INCREASE PA 2

2022 DEPRECIATION PER BOOKS	86730
2003 DEPRECIATION PER DEPREC SCHEDULE ESTIMATE	93382
INCREASED DEPRECIATION EXPEN	6652

NOTE: REFER TO DEPRECIATION SCHEDULE IN TRANSMITTED WORKPAPER FILE

PA2
only!

PA 3 TO REFLECT GROUP INS 2023 INCREASE

	TOTAL
2022 TOTAL GROUP INS	\$ 25,036.40
2023 PREMIUM 2133.96 PER MO	\$ 25,607.52
INCREAASED RATE 2023	\$ 571.12

PA 3

1:44 PM

04/21/23

Accrual Basis

STANLEY'S SANITARY SERVICE LLC

Transaction Detail By Account

January through December 2022

Type	Date	Num	Name	Memo	Clr	Split	Amount
4600 · ADMIN & GENERAL EXP							
4650 · Employee Welfare							
4651 · Group Insurance							
Check	01/01/2022	Bill Pay	Premera Blue Cross	inv#21357000...		1011 · Bank of ...	2,082.04
Check	02/01/2022	ACH	Premera Blue Cross	inv#22024000...		1011 · Bank of ...	2,082.04
Check	03/01/2022	BPBP	Premera Blue Cross	inv#22054000...		1011 · Bank of ...	2,082.04
Check	03/25/2022	ACH	Premera Blue Cross	inv#22082000...		1011 · Bank of ...	2,082.04
Check	04/26/2022	ACH	Premera Blue Cross	inv#22113000...		1011 · Bank of ...	2,082.04
Check	05/25/2022	ACH	Premera Blue Cross	inv#22143000...		1011 · Bank of ...	2,082.04
Check	06/27/2022	ACH	Premera Blue Cross	inv#22174000...		1011 · Bank of ...	2,082.04
Check	07/26/2022	ACH	Premera Blue Cross	inv#22204000...		1011 · Bank of ...	2,082.04
Check	08/29/2022	ACH	Premera Blue Cross	inv#22235000...		1011 · Bank of ...	2,082.04
Check	09/27/2022	ACH	Premera Blue Cross	inv#22266000...		1011 · Bank of ...	2,082.04
Check	10/25/2022	BPBP	Premera Blue Cross	INV#2229700...		1011 · Bank of ...	2,082.04
Check	11/25/2022	BPBP	Premera Blue Cross	inv#22340000...		1011 · Bank of ...	2,133.96
Total 4651 · Group Insurance							25,036.40
Total 4650 · Employee Welfare							25,036.40
Total 4600 · ADMIN & GENERAL EXP							25,036.40
TOTAL							25,036.40

2023

2133.96 mx 12 25607.52
571.12

PA 3
page 2 of 3
Page 1

PO Box 327
 Seattle, WA 98111-0327

Invoice Period:
 Invoice Number:
 Invoice Date:

February 01 - 28, 2023
 230230002924
 January 23, 2023
 Page 1 of 3



Group Invoice Summary
Group Number: 4004510

BALANCE DUE FROM PREVIOUS INVOICE	\$2,133.96
PAYMENTS AND CREDITS POSTED SINCE PREVIOUS INVOICE	(\$2,133.96)
BALANCE FORWARD	\$0.00

HOLLIE MCKAY-BEACH
 STANLEY'S SANITARY SERVICES LLC
 PO BOX 548
 CATHLAMET WA 98612

Total Subscribers	Total Active Members	Total COBRA Members	Total Early Retiree Members	Total Retiree Members	Total Amount Due
-------------------	----------------------	---------------------	-----------------------------	-----------------------	------------------

CURRENT PERIOD

HERITAGE SIGNATURE AND DENTAL CH J1N01	2	4			\$2,133.96
Sub Total - Current Medical Members	2	4			\$2,133.96
CHOICE DEC1	2	3			\$0.00
Sub Total - Current Dental Members	2	3			\$0.00
Total Current Period Coverage					\$2,133.96
Current Invoice Total					\$2,133.96
Fees/Adjustments					\$0.00
PLEASE PAY THIS AMOUNT					\$2,133.96

*BS
2/6/23*

We appreciate your business!
 Please call MEMBERSHIP AND BILLING at (855) 756 - 0796 if you have questions about this invoice.

Please Note:
 Your invoice is due and payable the first of the month. Unpaid accounts as of the tenth of the month are subject to cancellation. To expedite the reconciliation of your group's account as well as ensure prompt claims payment, please pay the Total Due indicated on this bill. Thank you!

An Independent Licensee of the Blue Cross Blue Shield Association
 Please detach and return this coupon with your payment.

STANLEY'S SANITARY SERVICES LLC
 PO BOX 548
 CATHLAMET WA 98612

INVOICE #:	230230002924
INVOICE PERIOD:	February 01-28, 2023
TOTAL DUE:	\$2,133.96
PAYMENT DUE DATE:	February 01, 2023

Payment Options:	
To Pay On-Line:	www.premera.com
To Pay by Phone:	866-396-0197
Group # & Sub Group #:	4004510-0001

Premera Blue Cross
 ATTENTION: PAYMENT PROCESSING
 P.O. Box 743982
 Los Angeles, CA 90074-3982

*PA's
Group in*

For Office Use Only:
GU D01 01/24/2023 E1 MEMBERSHIP AND BILLING

*PA's
page 3 of 3*

1-006207-001.426-0000



PA 4 TO REFLECT PROPERTY TAX INCREASE

PROP TAX FOR 2022 YEAR \$ **1,922.77**

2023 PROP TAX PER STATEMENT \$ 1,481.30

\$ 506.75

TOTAL 2023 \$ **1,988.05**

2023 INCREASE TO PA 4 \$ **65.28**

PA4

STANLEY'S SANITARY SERVICE LLC
Transaction Detail By Account
 January through December 2022

PA 4

Type	Date	Num	Name	Memo	Cir	Split	Amount	Balance
5200 · OPERATING TAXES & LICENSES								
5230 · Real & Personal Prop Taxes								
Check	04/23/2022	43930	Treasurer	1st half proper...		1011 · Bank of ...	294.88	294.88
Check	04/23/2022	43931	Treasurer	1st half proper...		1011 · Bank of ...	666.54	961.42
Check	10/25/2022	44263	Treasurer	2nd half prope...		1011 · Bank of ...	666.54	1,627.96
Check	10/25/2022	44264	Treasurer	2nd half prope...		1011 · Bank of ...	294.81	1,922.77
Total 5230 · Real & Personal Prop Taxes							1,922.77	1,922.77
Total 5200 · OPERATING TAXES & LICENSES							1,922.77	1,922.77
TOTAL							1,922.77	1,922.77

8023

1481.30
506.75
2023 1988.05
for 2023 65.28

TAMMY PETERSON

WAHKIAKUM COUNTY

STATEMENT #

MAKE CHECKS PAYABLE TO:
WAHKIAKUM COUNTY TREASURER
PO BOX 85
CATHLAMET, WA 98612-0085
(360) 795-8005

2023 TAX AND ASSESSMENT STATEMENT

69-12374

DISTRIBUTION SUMMARY:	
STATE	119.69
STATE SCHOOL PART 2	65.35
COUNTY	68.15
ROAD	70.36
SCHOOL	115.35
PORT	15.60
CEMETERY	2.37
FIRE	24.66
E.M.S.	25.22
Gross Tax	506.75

Total Taxable Value:	85,200
Voter Approved Taxes:	140.57
Assessment/Fees	0.00
2023 Total Taxes and Fees	
\$	506.75

WWW.CO.WAHKIAKUM.WA.US

Owner ID: 12374

1272*5**G50**0.596**1/1*****AUTO5-DIGIT 98612
STANLEY'S SANITARY SERVICE LLC
PO BOX 548
CATHLAMET WA 98612-0548



Parcel #	Abbreviated Legal Description	Situs Address	Imp. or Equip	Taxable Assessed Value		Total
				Land	Exempt	
1000130	35 HEDLUND RD & 102 MAIN STREET SUITE #203 (OFFICE)		85,200	0	0	85,200

Tax Area	Levy Rate	Gross Tax	Assmts	Fees	Net Tax	1/2 Tax	Diq. Yrs	Total
0010	5.94775	506.75	.00	.00	506.75	253.40	.00	506.75

Parcel #	Abbreviated Legal Description	Situs Address	Imp. or Equip	Taxable Assessed Value		Total
				Land	Exempt	

Tax Area	Levy Rate	Gross Tax	Assmts	Fees	Net Tax	1/2 Tax	Diq. Yrs	Total
----------	-----------	-----------	--------	------	---------	---------	----------	-------

Parcel #	Abbreviated Legal Description	Situs Address	Imp. or Equip	Taxable Assessed Value		Total
				Land	Exempt	

Tax Area	Levy Rate	Gross Tax	Assmts	Fees	Net Tax	1/2 Tax	Diq. Yrs	Total
----------	-----------	-----------	--------	------	---------	---------	----------	-------

Parcel #	Abbreviated Legal Description	Situs Address	Imp. or Equip	Taxable Assessed Value		Total
				Land	Exempt	

Tax Area	Levy Rate	Gross Tax	Assmts	Fees	Net Tax	1/2 Tax	Diq. Yrs	Total
----------	-----------	-----------	--------	------	---------	---------	----------	-------

Amount Due if paid by 4/30/2023						
Years	Base Amount	Interest	Penalty	1st Half	Total	
2023	506.75	.00	.00	253.40	506.75	
2022	.00	.00	.00		0.00	
2021	.00	.00	.00		0.00	
2020 & prior	.00	.00	.00		0.00	

Stmt # 69-12374 Owner Name: STANLEY'S SANITARY SERVICE LLC Property Count: 1

Please check box to indicate mailing address changes and provide information on the back side of this coupon.



SECOND HALF PAYMENT

If you did not make a first half payment or pay the delinquent taxes listed, call (360) 795-8005 for delinquent tax, interest, and penalty due.

2

Amount Due by 10/31/2023 If 1st half and prior paid by 04/30/2023:	253.35
-----------------------------------------------------------------------	---------------

Pay or Postmark by October 31
Remit To: WAHKIAKUM COUNTY TREASURER
PO BOX 85
CATHLAMET, WA 98612-0085

PA 4

page 2 of 4

TAMMY PETERSON
 MAKE CHECKS PAYABLE TO:
 WAHAKIAKUM COUNTY TREASURER
 PO BOX 85
 CATHLAMET, WA 98612-0085
 (360) 795-8005

WAHAKIAKUM COUNTY
 2023 TAX AND ASSESSMENT STATEMENT

STATEMENT #
69-18955

WWW.CO.WAHAKIAKUM.WA.US

Owner ID: 18955

1270*5**G50**1.076**2/3*****AUTOS-DIGIT 98612
 STANLEY LIVING TRUST
 C/O CRYSTAL L STANLEY
 PO BOX 217
 CATHLAMET WA 98612-0217

DISTRIBUTION SUMMARY:	
STATE	935.92
STATE SCHOOL PART 2	511.01
COUNTY	546.89
ROAD	564.66
SCHOOL	925.80
PORT	129.35
CEMETERY	19.03
FIRE	223.09
E.M.S.	202.42

Total Taxable Value:	683,800
Voter Approved Taxes:	1128.22
DIKE #1- PUGET ISLAND	594.65
FIRE PATROL	17.50
Landowner Contingency Forest Fire	6.00
Assessment/Fees	618.15

2023 Total Taxes and Fees

Parcel #	Assessed Legal Description	Site Address	Imp. of Equip	Taxable Assessed Value		Total		
				Land	Exempt			
020806110011	(2016425) PT TRACT N2S2 WM STRONG DLC AKA LOTS 1 & 2 SURVEY		109,600	136,500	0	246,100		
Tax Area	Levy Rate	Gross Tax	Assmts	Fees	Net Tax	1/2 Tax	Del. Yrs	Total
0005	6.01913	1481.30	.00	.00	1481.30	740.68	.00	1481.30

4/30 740.68

10/31 $\frac{740.62}{\$1481.30}$

PA 4

PAH
 SHOW 4 of 4

TARIFF PREP EXPENSE ESTIMATE

PA 5

		qty		
POSTAGE	0.63	1150	\$	724.50
ENVELOPES	0.09	1150	\$	103.50
PAPER	5.24	2.5	\$	13.10
			\$	841.10
OFFICE LABOR	12	25	\$	300.00
PAYROL TAXES				
SOCIAL SECURITY	0.062		\$	18.60
MEDICARE	0.0145		\$	4.35
			\$	322.95
TOTAL EXPENSE ESTIMATE			\$	1,164.05 PA 5

PA5

page 1 of 2

TARIFF PREP EXPENSE ESTIMATE

PA 5

		qty		
POSTAGE	0.63	1150	\$	724.50
ENVELOPES	0.09	1150	\$	103.50
PAPER	5.24	2.5	\$	13.10
			\$	841.10
OFFICE LABOR	12	25	\$	300.00
PAYROL TAXES				
SOCIAL SECURITY	0.062		\$	18.60
MEDICARE	0.0145		\$	4.35
			\$	322.95
TOTAL EXPENSE ESTIMATE			\$	1,164.05 PA 5

PA 5
04/24/2012

PA 6 REMOVE GAIN/LOSS ON DISPOSAL OF ASSESTS

REMOVE GAIN/LOSS ON DISP OF ASSETS

(\$ 3,960)

REFLECT CHANGE IN ADDING ONLINE PAYMENT AND ACCOUNT LOOKUP

for CUSTOMER CONVENIENCE effective 10/01/22 PA 7

TO DETERMINE INCREASED COST OF NEW PROVIDER REVENUE COST

2022 COST OF CREDIT CARD PROCESSING APRIL THRU SEPT 2022 \$ 4,530.70

6 MONTH ACTUAL \$ 4,530.70 \$ 327,397.94 1.38339%

NEW PROVIDER (TRASHFLO) OCTOBER 2022 THRU FEBRUARY 2023

6 MONTH ACTUAL \$ 4,068.55 \$ 285,050.12 1.4273%

INCREASE PERCENTAGE \$ 612,448.06 0.0435%

INCREASED EXPENSE PROFORMA AT NEW PERCENTAGE

2023 REV AT NEW RATE 685,065.91 0.014273 \$ 9,777.95

2023 EXPENSE PER GL \$ 8,601.60

PROFORMA EXPENSE INCREASE \$ 1,176.35

MONTHLY FEE FOR CLOUD ACCESS TO ONLINE DATA	\$103.42	9 MONTHS	INCREASE	\$ 930.78
PERFORMA 7 EXPENSE INCREASE				\$ 2,107.13
				TO PAY 7

page 2 of 3
 2017

TrashFlow

TRASH FLOW
2933 WATERBURY-STOWE ROAD BLDG#1
WATERBURY CENTER, VT 05677

Email Date: 2/1/2023
Acct #: 400010005253
Invoice Number: 8259074

STANLEY'S SANITARY SERVICE
P.O. BOX 548
CATHLAMET WA 98612

STANLEY'S SANITARY SERVICE
102 MAIN STREET
SUITE 203
CATHLAMET, WA 98612

- Pay your bill anytime at www.TrashBilling.com -

PLEASE NOTE: This invoice has already been paid for via AUTOMATIC PAYMENTS.

<u>Date</u>	<u>Charges and Credits</u>	<u>Amount</u>
02/01/2023	Service Contract (TF) EFT	\$43.42
02/01/2023	Cloud (Monthly)	\$60.00

Handwritten mark: A large blue 'X' with the number '135' written next to it.

Total Charges: \$103.42
State Tax: \$0.00
County Tax: \$0.00
City Tax: \$0.00
Balance Due: **\$103.42**

Terms: Due upon Receipt (2% after 30 days \$5.00 min)
Payment by check authorizes the option of processing the check electronically instead of depositing it.

The TrashBilling.com Team www.TrashBilling.com
Please do not respond directly to this message, please go to [Contact Us](#) on TrashBilling.com

add to PA 7 Page 3 of 5

4621

11:06 AM
04/21/23
Accrual Basis

TO determine average cost of trashflow billing

Cost of Credit Card processing & online payments & email bills
STANLEY'S SANITARY SERVICE LLC
Profit & Loss
 October 2022 through February 2023
 255,050.12 ^{1.595%} 4068.55

	Oct 22	Nov 22	Dec 22	Jan 23	Feb 23	TOTAL
Ordinary Income/Expense						
Income						
3000 · OPERATING REVENUE						
CUSTOMER REVENUE CHARGES	61,648.50	52,566.96	51,439.13	51,686.39	52,169.58	269,510.56
3900 CONTRACT REVENUE						
3901 Wahkiakum Co Recycle Haul	3,063.39	2,637.44	2,731.01	4,148.70	2,959.02	15,539.56
Total 3900 CONTRACT REVENUE	3,063.39	2,637.44	2,731.01	4,148.70	2,959.02	15,539.56
Total 3000 · OPERATING REVENUE	64,711.89	55,204.40	54,170.14	55,835.09	55,128.60	285,050.12
Total Income	64,711.89	55,204.40	54,170.14	55,835.09	55,128.60	285,050.12
Gross Profit	64,711.89	55,204.40	54,170.14	55,835.09	55,128.60	285,050.12
Expense						
4100 · EQUIPMENT MAINT/GARB EXP						
4190 · Maint. Employee Mileage	66.50	149.50	87.00	44.00	60.50	407.50
4110 · Equip. Maint. & Compliance Supv	2,150.00	1,818.75	2,002.00	1,722.00	1,967.00	9,659.75
4130 · Repair Garbage Collect Eq						
4120 · Repair Shop, Equip, Grounds	0.00	0.00	94.06	122.64	0.00	216.70
4132 · Repair- Dropbox/Cont	0.00	0.00	0.00	18.17	0.00	18.17
4133 · Repair Garbage Collection Equip	2,814.22	1,026.44	30.64	438.35	8.61	4,318.26
Total 4130 · Repair Garbage Collect Eq	2,814.22	1,026.44	124.70	579.16	8.61	4,553.13
4160 · Tires & Tubes	1,387.35	2,096.69	0.00	0.00	1,388.74	4,872.78
4180 · Maintenance & Garage Supplies	667.20	355.17	156.21	52.55	210.42	1,441.55
Total 4100 · EQUIPMENT MAINT/GARB EXP	7,085.27	5,446.55	2,369.91	2,397.71	3,635.27	20,934.71
4200 · GARBAGE COLLECTION EXPENSE						
4210 Salary Trucking Op Mgr	2,000.00	2,000.00	2,000.00	2,000.00	2,000.00	10,000.00
4214 · Agency Driver Usage	0.00	0.00	0.00	0.00	2,035.34	2,035.34
4213 · Wages/Driver-helper	8,851.50	10,254.50	8,289.00	7,962.50	8,262.50	43,620.00
4240 · Fuel & Oil						
4248 Oil & grease	0.00	12.26	0.00	265.68	0.00	277.94
4241 DIESEL PURCHASES/WILCOX	3,649.73	2,413.00	1,729.33	3,108.02	1,544.47	12,444.55
4242 DIESEL PURCHASES/CATH CHEV	581.00	399.00	540.00	430.00	1,279.54	3,229.54
4243 GAS PURCHASES CATH CHEV	181.14	148.14	0.00	133.66	149.52	612.46
Total 4240 · Fuel & Oil	4,411.87	2,972.40	2,269.33	3,937.36	2,973.53	16,564.49
4280 · Other Garbage/Refuse Collection	255.00	210.00	100.00	155.00	100.00	820.00
Total 4200 · GARBAGE COLLECTION EXPENSE	15,518.37	15,436.90	12,658.33	14,054.86	15,371.37	73,039.83
4300 · DISPOSAL FEES & EXPENSES						
Disposal Fees	5,295.25	5,916.43	5,181.39	7,216.24	5,236.09	28,845.40
Drop Box Pass Thru	4,145.59	811.47	673.07	512.33	969.42	7,111.88
Total 4300 · DISPOSAL FEES & EXPENSES	9,440.84	6,727.90	5,854.46	7,728.57	6,205.51	35,957.28
4400 · Advertising & Promotion						
4450 · Advertising & Promotion	241.20	255.00	214.00	222.60	173.00	1,105.80
Total 4400 · Advertising & Promotion	241.20	255.00	214.00	222.60	173.00	1,105.80
4500 · INSURANCE & SAFETY EXP						
4530 · Liab & Prop Damage Ins	231.34	231.34	231.34	231.34	231.34	1,156.70
4540 · Workman's Compensation Ins Exp	345.85	750.00	679.20	750.00	750.00	3,275.05
4560 · Fire, Theft & Collision Ins	1,412.50	1,412.50	1,412.50	1,412.50	1,412.50	7,062.50
Total 4500 · INSURANCE & SAFETY EXP	1,989.69	2,393.84	2,323.04	2,393.84	2,393.84	11,494.25
4600 · ADMIN & GENERAL EXP						
4613 Manager Salary	8,000.00	8,000.00	8,000.00	8,000.00	0.00	32,000.00
4612 · Wages/Office-Billing	2,120.00	2,646.00	2,630.00	2,236.75	2,752.50	12,385.25
4620 · Office Supplies & Exp						
4626 Merchant Credit Card Fees	419.45	1,075.29	899.22	874.66	799.93	4,068.55
4621 · Office Supplies & Exp	478.54	782.95	761.59	1,961.43	880.52	4,865.03
4622 · Postage	870.23	590.48	511.10	488.33	479.75	2,939.89
4623 · Bank charges	106.08	99.63	107.45	84.55	117.32	515.03
Total 4620 · Office Supplies & Exp	1,874.30	2,548.35	2,279.36	3,408.97	2,277.52	12,388.50
4630 · Legal & Accounting Exp	750.00	0.00	0.00	0.00	0.00	750.00
4640 · Communications & Utilities						
Telephone	587.44	587.15	586.76	585.47	560.49	2,907.31
Water & Electricity	113.37	114.07	385.88	0.00	230.34	843.66

new provider

840 of 5 PA1

11:20 AM

04/21/23

Accrual Basis

PA 7 (#2)

Cost of Credit Card processing only

1.38395%

STANLEY'S SANITARY SERVICE LLC

Profit & Loss

327397.94 / 4530.70

old provided

April through September 2022

	Apr 22	May 22	Jun 22	Jul 22	Aug 22	Sep 22	TOTAL
Ordinary Income/Expense							
Income							
3000 · OPERATING REVENUE							
CUSTOMER REVENUE CHARGES	52,332.97	54,046.18	53,787.57	53,828.29	57,964.52	55,438.41	327,397.94
3900 CONTRACT REVENUE							
3901 Wahkiakum Co Recycle Haul	3,296.80	3,489.34	3,623.78	3,390.37	4,808.06	3,722.75	22,331.10
Total 3900 CONTRACT REVENUE	3,296.80	3,489.34	3,623.78	3,390.37	4,808.06	3,722.75	22,331.10
Total 3000 · OPERATING REVENUE	55,629.77	57,535.52	57,411.35	57,218.66	62,772.58	59,161.16	349,729.04
Total Income	55,629.77	57,535.52	57,411.35	57,218.66	62,772.58	59,161.16	349,729.04
Gross Profit	55,629.77	57,535.52	57,411.35	57,218.66	62,772.58	59,161.16	349,729.04
Expense							
66900 · Reconciliation Discrepancies	0.00	0.00	0.00	0.57	0.00	0.00	0.57
4100 · EQUIPMENT MAINT/GARB EXP							
4190 · Maint. Employee Mileage	123.50	0.00	12.50	20.00	50.50	52.50	259.00
4110 · Equip. Maint. & Compliance Supv	1,587.50	887.50	1,150.00	1,287.50	1,487.50	1,650.00	8,050.00
4130 · Repair Garbage Collect Eq							
4132 · Repair- Dropbox/Cont	0.00	1,000.00	0.00	0.00	0.00	0.00	1,000.00
4133 · Repair Garbage Collection Equip	252.11	333.83	602.10	1,389.40	992.70	308.83	3,878.97
Total 4130 · Repair Garbage Collect Eq	252.11	1,333.83	602.10	1,389.40	992.70	308.83	4,878.97
4160 · Tires & Tubes	828.53	432.85	1,445.75	3,329.37	0.00	376.06	6,412.56
4180 · Maintenance & Garage Supplies	493.16	208.71	180.07	162.88	229.55	306.62	1,580.99
Total 4100 · EQUIPMENT MAINT/GARB EXP	3,284.80	2,862.89	3,390.42	6,189.15	2,760.25	2,694.01	21,181.52
4200 · GARBAGE COLLECTION EXPENSE							
4210 Salary Trucking Op Mgr	2,000.00	2,000.00	2,000.00	2,000.00	2,000.00	2,000.00	12,000.00
4213 · Wages/Driver-helper	8,225.50	7,210.00	8,458.00	9,695.50	7,687.50	10,031.00	51,307.50
4240 · Fuel & Oil							
4248 Oil & grease	87.15	135.26	27.43	100.06	93.58	62.41	505.89
4241 DIESEL PURCHASES/WILCOX	1,992.13	2,843.21	2,469.12	1,873.07	2,396.92	1,139.22	12,713.67
4242 DIESEL PURCHASES/CATH CHEV	1,446.72	1,106.11	1,047.98	1,753.16	2,532.38	1,704.40	9,590.75
4243 GAS PURCHASES CATH CHEV	71.79	322.58	222.76	326.10	153.67	87.68	1,184.58
Total 4240 · Fuel & Oil	3,597.79	4,407.16	3,767.29	4,052.39	5,176.55	2,993.71	23,994.89
4280 · Other Garbage/Refuse Collection	100.00	100.00	100.00	100.00	3,700.00	100.00	4,200.00
Total 4200 · GARBAGE COLLECTION EXPENSE	13,923.29	13,717.16	14,325.29	15,847.89	18,564.05	15,124.71	91,502.39
4300 · DISPOSAL FEES & EXPENSES							
Disposal Fees	5,314.77	6,797.08	5,477.75	5,680.91	8,012.09	5,493.93	36,776.53
Drop Box Pass Thru	1,039.17	1,547.29	1,795.34	636.79	2,054.92	872.87	7,946.38
Total 4300 · DISPOSAL FEES & EXPENSES	6,353.94	8,344.37	7,273.09	6,317.70	10,067.01	6,366.80	44,722.91
4400 · Advertising & Promotion							
4450 · Advertising & Promotion	144.00	144.00	696.00	173.00	173.00	209.00	1,539.00
Total 4400 · Advertising & Promotion	144.00	144.00	696.00	173.00	173.00	209.00	1,539.00
4500 · INSURANCE & SAFETY EXP							
4530 · Liab & Prop Damage Ins	396.34	396.35	231.34	231.34	231.34	231.34	1,718.05
4540 · Workman's Compensation Ins Exp	111.44	750.00	750.00	284.29	750.00	750.00	3,395.73
4560 · Fire, Theft & Collision Ins	1,378.75	1,378.75	1,412.50	1,412.50	1,412.50	1,412.50	8,407.50
4580 · Other Insurance and Safety Exp							
4581 · Safety Meeting Exp	0.00	0.00	0.00	0.00	0.00	121.97	121.97
Total 4580 · Other Insurance and Safety Exp	0.00	0.00	0.00	0.00	0.00	121.97	121.97
Total 4500 · INSURANCE & SAFETY EXP	1,886.53	2,525.10	2,393.84	1,928.13	2,393.84	2,515.81	13,643.25
4600 · ADMIN & GENERAL EXP							
4613 Manager Salary	8,000.00	8,000.00	8,000.00	8,000.00	8,000.00	8,000.00	48,000.00
4612 · Wages/Office-Billing	1,830.00	1,969.00	2,069.00	2,130.00	2,225.00	1,494.00	11,717.00
4620 · Office Supplies & Exp							
4626 Merchant Credit Card Fees	632.89	541.10	672.61	601.83	598.88	1,483.39	4,530.70
4621 · Office Supplies & Exp	181.92	161.77	521.50	55.08	3,131.12	574.52	4,625.91
4622 · Postage	493.60	0.00	809.60	471.12	0.00	533.76	2,308.08
4623 · Bank charges	387.70	88.08	115.24	92.66	94.88	93.38	871.94
4625 · Employee Mileage-office	0.00	0.00	0.00	0.00	0.00	0.00	0.00
Total 4620 · Office Supplies & Exp	1,696.11	790.95	2,118.95	1,220.69	3,824.88	2,685.05	12,336.63
4640 · Communications & Utilities							

PA 4505 PA 7

P A 8 REFLECT DECREASE INTEREST ESTIMATE IN 2023

2022 INTEREST PER BOOKS	\$ 15,852.26
ESTIMATED 2023 INTEREST PER AMORTIZATION SCHED	\$ 2,526.16
	\$ 9,018.99
	\$ 996.23
	\$ 12,541.38
DECREASE TO PA 8	\$ (3,310.88)

PAB

Loan#3603							
Date	Amount	Principal	Interest	Balance		Rate	4.5%
				\$ 60,284.67			
1/2/2023	\$ 970.81	\$ 744.74	\$ 226.07	\$ 59,539.93			
2/2/2023	\$ 970.81	\$ 747.54	\$ 223.27	\$ 58,792.39			
3/2/2023	\$ 970.81	\$ 750.34	\$ 220.47	\$ 58,042.05			
4/2/2023	\$ 970.81	\$ 753.15	\$ 217.66	\$ 57,288.90			
5/2/2023	\$ 970.81	\$ 755.98	\$ 214.83	\$ 56,532.92			
6/2/2023	\$ 970.81	\$ 758.81	\$ 212.00	\$ 55,774.11			
7/2/2023	\$ 970.81	\$ 761.66	\$ 209.15	\$ 55,012.46			
8/2/2023	\$ 970.81	\$ 764.51	\$ 206.30	\$ 54,247.94			
9/2/2023	\$ 970.81	\$ 767.38	\$ 203.43	\$ 53,480.56			
10/2/2023	\$ 970.81	\$ 770.26	\$ 200.55	\$ 52,710.30			
11/2/2023	\$ 970.81	\$ 773.15	\$ 197.66	\$ 51,937.16			
12/2/2023	\$ 970.81	\$ 776.05	\$ 194.76	\$ 51,161.11			
Totals	\$ 11,649.72	\$ 9,123.56	\$ 2,526.16				

PAS

Loan#3602							
Date	Amount	Principal	Interest	Balance		Rate	5.0%
				\$ 198,359.60			
1/25/2023	\$ 4,050.34	\$ 3,223.84	\$ 826.50	\$ 195,135.76			
2/25/2023	\$ 4,050.34	\$ 3,237.27	\$ 813.07	\$ 191,898.48			
3/25/2023	\$ 4,050.34	\$ 3,250.76	\$ 799.58	\$ 188,647.72			
4/25/2023	\$ 4,050.34	\$ 3,264.31	\$ 786.03	\$ 185,383.41			
5/25/2023	\$ 4,050.34	\$ 3,277.91	\$ 772.43	\$ 182,105.50			
6/25/2023	\$ 4,050.34	\$ 3,291.57	\$ 758.77	\$ 178,813.94			
7/25/2023	\$ 4,050.34	\$ 3,305.28	\$ 745.06	\$ 175,508.66			
8/25/2023	\$ 4,050.34	\$ 3,319.05	\$ 731.29	\$ 172,189.60			
9/25/2023	\$ 4,050.34	\$ 3,332.88	\$ 717.46	\$ 168,856.72			
10/25/2023	\$ 4,050.34	\$ 3,346.77	\$ 703.57	\$ 165,509.95			
11/25/2023	\$ 4,050.34	\$ 3,360.72	\$ 689.62	\$ 162,149.23			
12/25/2023	\$ 4,050.34	\$ 3,374.72	\$ 675.62	\$ 158,774.51			
Totals	\$ 48,604.08	\$ 39,585.09	\$ 9,018.99				

PAS

Loan#3604							
Date	Amount	Principal	Interest	Balance		Rate	5.0%
				\$ 22,052.15			
1/15/2023	\$ 473.36	\$ 381.48	\$ 91.88	\$ 21,670.67			
2/15/2023	\$ 473.36	\$ 383.07	\$ 90.29	\$ 21,287.61			
3/15/2023	\$ 473.36	\$ 384.66	\$ 88.70	\$ 20,902.95			
4/15/2023	\$ 473.36	\$ 386.26	\$ 87.10	\$ 20,516.68			
5/15/2023	\$ 473.36	\$ 387.87	\$ 85.49	\$ 20,128.81			
6/15/2023	\$ 473.36	\$ 389.49	\$ 83.87	\$ 19,739.32			
7/15/2023	\$ 473.36	\$ 391.11	\$ 82.25	\$ 19,348.21			
8/15/2023	\$ 473.36	\$ 392.74	\$ 80.62	\$ 18,955.46			
9/15/2023	\$ 473.36	\$ 394.38	\$ 78.98	\$ 18,561.08			
10/15/2023	\$ 473.36	\$ 396.02	\$ 77.34	\$ 18,165.06			
11/15/2023	\$ 473.36	\$ 397.67	\$ 75.69	\$ 17,767.39			
12/15/2023	\$ 473.36	\$ 399.33	\$ 74.03	\$ 17,368.06			
Totals	\$ 5,680.32	\$ 4,684.09	\$ 996.23				

PAS

PA 9 REFLECT MANAGER MEDICAL INSURANCE DECREASES

2022 MANAGER MEDICAL INSURANCE EXP \$ 8,040

2023 MANAGER MEDICAL INSURANCE \$ 6,893

MANAGER MEDICAL INS DECREASE \$ (1,147)

*Per
signature
proof*

Social Security Administration

Important Information

Date: November 23, 2022
BNC#: 22NB709D93428-A

329.50
31.50
18.30 RX
194.88
574.38



0144593 00144593 1 AB 0.491 1118M1MIA15P T415 P9



CRYSTAL L STANLEY
PO BOX 217
CATHLAMET WA 98612-0217

We review Social Security benefits each year to make sure they keep up with the cost of living. Your Social Security benefits will increase by 8.7% in 2023 because of a rise in the cost of living.

The law requires some people to pay higher premiums for their Medicare Part B (Medical Insurance) and Part D (Prescription Drug Plan) because of their income. These increases in the premiums are called the Income-Related Monthly Adjustment Amounts (IRMAA). Based on your income, you are required to pay IRMAA. We use information from the Internal Revenue Service (IRS) to decide if you will need to pay IRMAA. The information in this letter is for one year only.

How Much You Will Get

This letter explains your benefit amount, your Medicare premiums, your IRMAA, and what you can do if you disagree or your situation has changed. The information below shows your monthly benefit amount before and after deductions:

- Your new 2023 monthly benefit amount before deductions is: - \$2,085.70
- Your 2023 monthly deduction for the Medicare Part B premium is: - \$329.70
 - \$164.90 for the standard Medicare premium, plus
 - \$164.80 for the Medicare Part B IRMAA based on your 2020 income tax return
- Your 2023 deduction for Medicare Part D IRMAA based on your 2020 income tax return is: - \$31.50
- Your benefit amount after deductions that will be deposited into your bank account or sent in your check on January 11, 2023 is: - \$1,724.50

+18.30

\$1,724.50

PA9

TO REDUCE WRRRA POLITICAL % OF DUES

PAID

WRRRA 2022 DUES	\$	3,960.00
DEDUCT POLITICAL	0.1365 \$	540.54
PROFORMA DUES	\$	3,419.46

PAID

1:23 PM

04/21/23

Accrual Basis

STANLEY'S SANITARY SERVICE LLC
Transaction Detail By Account
 January through December 2022

PA 10

Type	Date	Num	Name	Memo	Clr	Split	Amount
4600 · ADMIN & GENERAL EXP							
4690 · Other General Expense							
4691 · Dues & Subscriptions							
Check	01/13/2022	ACH	WRRRA	inv#16439		1011 · Bank of ...	330.00
Check	02/10/2022	BPBP	WRRRA	Inv#16472		1011 · Bank of ...	330.00
Check	03/10/2022	ACH	WRRRA	inv#16499		1011 · Bank of ...	330.00
Check	04/01/2022	ACH	WRRRA	inv#16531		1011 · Bank of ...	330.00
Check	05/10/2022	ACH	WRRRA	inv#16601		1011 · Bank of ...	330.00
Check	06/10/2022	ACH	WRRRA	inv#16682		1011 · Bank of ...	330.00
Check	07/12/2022	BPBP	WRRRA	inv#16722		1011 · Bank of ...	330.00
Check	08/04/2022	ACH	WRRRA	inv#16767		1011 · Bank of ...	330.00
Check	09/13/2022	BPBP	WRRRA	inv#16799		1011 · Bank of ...	330.00
Check	10/10/2022	BPBP	WRRRA	INV#16824		1011 · Bank of ...	330.00
Check	11/09/2022	BPBP	WRRRA	inv#16859		1011 · Bank of ...	330.00
Check	12/12/2022	BPBP	WRRRA	inv#16926		1011 · Bank of ...	330.00
Total 4691 · Dues & Subscriptions							3,960.00
Total 4690 · Other General Expense							3,960.00
Total 4600 · ADMIN & GENERAL EXP							3,960.00
TOTAL							3,960.00

X .1365
 3419.46

PA 10

PA 10



WASHINGTON REFUSE & RECYCLING ASSOCIATION

February 7, 2023

To: WRRA Member Companies
From: Brad Lovaas, Executive Director
Subject: 2022 Dues Deductibility

The Revenue Reconciliation Act of 1993 provides for the disallowance of direct legislative lobbying expenses at the Federal and State levels. Effective December 31, 1993, exempt organizations who incur lobbying and political expenditures must notify its members that a portion of or all their dues are not deductible as a trade or business expense.

In compliance with the Act, the Washington Refuse and Recycling Association has determined that 13.65% of your dues are not deductible for the tax year ending December 31, 2022.

Let me know if you have any questions. I can be reached at brad@wrra.org or (360) 943-8859.

PA 10

PA #11 PAYROLL

WAGE RATE CHANGES		2023	PERFORMA	2022	INCREASE	PAYRATE
EMPLOYEE	HOURS	RATE	PAYROLL	PAYROLL	(DECREASE)	EFFECTIVE DATE
SHUKREE DAWEN	994	33	\$ 32,802.00	\$ 28,399.50	\$ 4,402.50	11/1/2022
HOLLIE MCKAY-BEACH	1155	23	\$ 26,559.25	\$ 23,389.00	\$ 3,170.25	11/1/2022
PATRICK MCKAY-BEACH	744.3	28	\$ 20,839.00	\$ 19,161.75	\$ 1,677.25	11/1/2022
TOTAL PERFORMA PAYF	2893	84	\$ 80,200.25	\$ 70,950.25	\$ 9,250.00	
INCREASED PAYROLL EXP RELATED TO WAGE INCREASES						
FEDERAL UNEMPLOYMENT		0.006	\$ 55.50			
MEDICARE COMPANY		0.0145	\$ 134.13			
SOCIAL SECURITY COMPANY		0.062	\$ 573.50			
SUI		0.003	\$ 27.75			
TOTAL INCREASED PAYROLL TAX EX			\$ 790.88		\$ 790.88	
WORKMANS COMP RATE INCREASE						
WORKED		INCREASED		INCREASED		
	2022	RATE	RATE	DECREASED	DECREASED	
WORKMAN'S COMP	HOURS	2022	2023	RATE	EXPENSE	
DRIVERS/HELP/MAINT	5243	1.8043	1.9886	0.1843	\$ 966.28	
OFFICE	1204	0.1813	0.1916	0.0103	\$ 12.40	
				0	\$ 978.69	
PAYROLL TAX TO PA 11					\$ 11,019.57	

PA 11

PA 11

STANLEY'S SANITARY SERVICE LLC
Employee Pay Adjustments History
January through December 2022

PA #11

Pay Period	Paycheck Date	Payroll Item	Previous Rate	Current Rate	% Change	Amount Paid	Memo	Notes
Dawan, Shukree M								
11/01/2022 - 11/30/2022	12/07/2022	Wages Driver/...	33.00	33.00	0.0%	1,567.50		
		Driver/help Hol...	28.00	33.00	17.86%	132.00		
		Hourly Sick	33.00	33.00	0.0%	132.00		
10/01/2022 - 10/31/2022	11/07/2022	Wages Driver/...	NA	28.00	NA	2,240.00		(NA) Multiple rates within this period
		Driver/help Hol...	28.00	28.00	0.0%	0.00		
		Wages Driver/...	28.00	33.00	17.86%	1,683.00		
		Hourly Sick	-	33.00	-	231.00		
06/01/2022 - 06/30/2022	07/20/2022	Wages Driver/...	NA	28.00	NA	0.00		(-) Baseline rate for payroll item
		Driver/help Hol...	NA	28.00	NA	0.00		(NA) Multiple rates within this period
		Vacation pay	-	28.00	-	560.00		(-) Baseline rate for payroll item
01/01/2022 - 01/31/2022	02/07/2022	Wages Driver/...	-	28.00	-	1,932.00		(-) Baseline rate for payroll item
		Driver/help Hol...	-	28.00	-	112.00		(-) Baseline rate for payroll item
Madgen, Nicholas W								
07/01/2022 - 07/31/2022	08/07/2022	Wages Driver/...	17.00	17.00	0.0%	1,385.50		
		Driver/help Hol...	17.00	17.00	0.0%	68.00		
		Hourly Sick	-	17.00	-	238.00		(-) Baseline rate for payroll item
06/01/2022 - 06/30/2022	07/20/2022	Wages Driver/...	NA	17.00	NA	0.00		(NA) Multiple rates within this period
		Driver/help Hol...	NA	17.00	NA	0.00		(NA) Multiple rates within this period
		Vacation pay	-	17.00	-	714.00		(-) Baseline rate for payroll item
01/01/2022 - 01/31/2022	02/07/2022	Wages Driver/...	-	17.00	-	1,649.00		(-) Baseline rate for payroll item
		Driver/help Hol...	-	17.00	-	68.00		(-) Baseline rate for payroll item
McKay-Beach, Hollie M								
11/01/2022 - 11/30/2022	12/07/2022	Wages-Office ...	20.00	23.00	15.0%	1,886.00		
		Office/billing H...	20.00	23.00	15.0%	92.00		
		Office/billing V...	20.00	23.00	15.0%	276.00		
08/01/2022 - 08/31/2022	09/07/2022	Wages-Office ...	20.00	20.00	0.0%	1,170.00		
		Office/billing H...	20.00	20.00	0.0%	0.00		
		Office/billing V...	20.00	20.00	0.0%	0.00		
		Hourly Sick	-	20.00	-	1,040.00		(-) Baseline rate for payroll item
01/01/2022 - 01/31/2022	02/07/2022	Wages-Office ...	-	20.00	-	1,830.00		(-) Baseline rate for payroll item
		Office/billing H...	-	20.00	-	80.00		(-) Baseline rate for payroll item
		Office/billing V...	-	20.00	-	0.00		(-) Baseline rate for payroll item
McKay-Beach, Patrick D.								
11/01/2022 - 11/30/2022	12/07/2022	Driver/help Hol...	25.00	28.00	12.0%	0.00		
		Driver/helper V...	25.00	28.00	12.0%	0.00		
		Equip. Maint. ...	25.00	28.00	12.0%	2,002.00		
01/01/2022 - 01/31/2022	02/07/2022	Wages Driver/...	-	25.00	-	0.00		(-) Baseline rate for payroll item
		Driver/help Hol...	-	25.00	-	100.00		(-) Baseline rate for payroll item
		Driver/helper V...	-	25.00	-	0.00		(-) Baseline rate for payroll item
		Administration/...	-	25.00	-	0.00		(-) Baseline rate for payroll item
		Equip. Maint. ...	-	25.00	-	1,437.50		(-) Baseline rate for payroll item
Reaves, Roy E								
10/01/2022 - 10/31/2022	11/07/2022	Wages Driver/...	-	28.00	-	560.00		(-) Baseline rate for payroll item
Stanley, Brian K.								
01/01/2022 - 01/31/2022	02/07/2022	Trucking Oper...	-	24,000.00	-	2,000.00		(-) Baseline rate for payroll item
Stanley, Crystal L								
01/01/2022 - 01/31/2022	02/07/2022	Manager Salary	-	96,000.00	-	8,000.00		(-) Baseline rate for payroll item
Stanley, Juanita C								
04/01/2022 - 04/30/2022	05/07/2022	Wages-Office ...	-	16.00	-	244.00		(-) Baseline rate for payroll item
		Office/billing H...	-	16.00	-	0.00		(-) Baseline rate for payroll item
Zuber, Randy E								
07/01/2022 - 07/31/2022	08/07/2022	Wages Driver/...	32.00	32.00	0.0%	2,560.00		
		Driver/help Hol...	32.00	32.00	0.0%	256.00		
		Driver/helper V...	32.00	32.00	0.0%	0.00		
		Hourly Sick	-	32.00	-	1,536.00		(-) Baseline rate for payroll item
01/01/2022 - 01/31/2022	02/07/2022	Wages Driver/...	-	32.00	-	4,352.00		(-) Baseline rate for payroll item
		Driver/help Hol...	-	32.00	-	256.00		(-) Baseline rate for payroll item
		Driver/helper V...	-	32.00	-	0.00		(-) Baseline rate for payroll item

Wage changes



Employment Security Department

WASHINGTON STATE

P.O. Box 9046 • Olympia, WA 98507-9046

Tax Rate Notice

92345

ESD number: 000-396445-00-1

UBI number: 602-789-487

STANLEYS SANITARY
PO BOX 548
CATHLAMET, WA 98612-0548

Mailing date: December 9, 2022

By law, tax rate review requests must be submitted in writing by January 9, 2023.



54000003-092345-01-00000000

Your tax rate for 2023 will be 0.27%.

Your new tax rate is higher than last year.

Your tax rate is a regular taxable employer experience rate calculation.

You pay tax on an employee's wages only up to the 2023 taxable wage base: \$67,600.00	Unemployment Insurance (UI) tax rate based on experience	0.00%
	UI social cost rate	0.24%
	UI Trust Fund solvency surcharge	0.00%
	UI limit deduction (This deduction reduces your rate to the maximum rate.)	0.00%
	Subtotal of unemployment insurance rate	0.24%
	Employment Administrative Fund (EAF)	0.03%
	Total of the above tax rates	0.27%

Your tax rate for 2023 is based on the following benefit charges and taxable wages.

Experience Year	Benefit Charges*	Taxable Wages**	
2022 (07/01/21 - 06/30/22)	\$0.00	\$148,920.00	
2021 (07/01/20 - 06/30/21)	\$0.00	\$130,252.00	
2020 (07/01/19 - 06/30/20)	\$0.00	\$128,838.00	
2019 (07/01/18 - 06/30/19)	\$0.00	\$117,369.85	
Total	\$0.00	\$525,379.85	= 0.000000

Benefit Charges divided by Taxable Wages equals Benefit Ratio

Based on your benefit ratio, you were assigned rate class 1.

*Benefit charges are your share of unemployment benefits that we paid to your former employees.

**Taxable wages are the total amount of your employees' wages on which you paid taxes.

Please contact us if we can assist you. To learn more about how your tax rate is determined, please visit esd.wa.gov/tax-rates.

For tax rate questions and corrections:

Employment Security Department
Experience Rating Unit
P.O. Box 9046
Olympia, WA 98507-9046
855-829-9243 800-794-7657 fax

For account questions:

Employment Security Department
AMC Olympia (Vancouver)
PO Box 9046
Olympia, WA 98507-9046
855-829-9243 800-794-7657 fax

Rate Notice: WA workers Compensation

State of Washington
Department of Labor and Industries
PO Box 44140
Olympia WA 98504-4140

THIS IS
NOT A
BILL

12-08-22

Effective Date:	Experience Factor:
January 1, 2023	0.8200
Experience Period:	
July 1, 2018 - June 30, 2021	
WA Unified Business Identifier (UBI):	
602 789 487	
L&I Account ID:	PAC Number:
360,554-03	70873568
Account Manager:	
JULIE SUR	
(360)902-4715	

Policyholder
STANLEYS SANITARY SERVICE
PO BOX 548
CATHLAMET WA 98612

2023

What went into calculating your 2023 workers' comp rates?


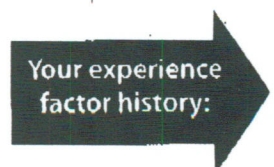
1. Change in L&I average 'base' rate: 4.8% average rate increase for 2023; rates specific to your industry can be found on our website at lni.wa.gov
2. Changes in industry costs: Changes in claim costs compared to premiums collected for your industry ('risk class') in which some or all of your employees worked.
3. Your Experience Factor: Based on the medical, wage replacement and disability benefit costs for worker claims on your account, during the experience period listed above.
4. A claim-free discount: You earned a 18% claim-free discount in your Experience Factor. Learn how to keep the discount at www.Lni.wa.gov/ClaimFreeDiscount.

Pay your premiums online: www.Lni.wa.gov/QuarterlyReports

Need help understanding this notice? Call your account manager at the phone number shown above.

Have a payroll service?
Send them a copy of this notice.

Your Rate Information	Class Code	Class Code Description	Accident Fund (AF)	Medical Aid Fund (MA)	Stay at Work Program	Supp. Pension Fund (SP)	Hourly* Employer Contribution	Hourly* + Employee Withholding	= Your Total Hourly* Rate [(1+2+3)x4]+5
	1102-03	Trucking: Intrastate	2.4883	0.8153	0.0406	0.1674	\$2.47500	\$0.43460	\$2.9096
4305-10	Solid Waste/Refuse Collection	1.5664	0.6292	0.0254	0.1674	\$1.63650	\$0.35210	\$1.9886	
4904-00	Clerical Office NDC & Draftsmn	0.0181	0.0111	0.0003	0.1674	\$0.10325	\$0.08835	\$0.1916	
7302-00	Farms: Livestock	0.9909	0.7219	0.0155	0.1674	\$1.19855	\$0.38605	\$1.5846	



This is the employer's contribution to workers' comp coverage.

Withhold this amount from employee pay for each hour* they work. It is their contribution to workers' comp coverage.

On the Quarterly Report, the employer will multiply this number by their hours* worked to calculate premiums.

What's an experience factor?
See back for an explanation.

PAU

STANLEY'S SANITARY SERVICE LLC

Payroll Summary

January through December 2022

	Dawan, Shukree M		Maddgen, Nicholas W		McKay-Beach, Hollie M		McKay-Beach, Patrick D.		Reaves, Roy E		
	Hou...	Rate	Jan - De...	Hours	Rate	Jan - De...	Hours	Rate	Jan - Dec 22	Ho	Rate
Employee Wages, Taxes and Adjustments											
Gross Pay											
Manager Salary			0.00		0.00				0.00		
Trucking Operations/Management			0.00		0.00				0.00		
Administration/Management			0.00		0.00				0.00		
Driver/help Holiday Pay	24.5	33.00	706.00	24	408.00	0.00	20	28.00	500.00		
Driver/helper Vacation Pay			0.00		0.00				0.00		
Equip. Maint. & Compliance Supv			0.00		0.00				0.00		
Hourly Sick	11	33.00	363.00	14	238.00	0.00	28.25	28.00	18,320.75		
Office/billing Holiday Pay			0.00		0.00				0.00		
Office/billing Vacation Pay			0.00		0.00				0.00		
Vacation pay			0.00		0.00				0.00		
Wages-Office & Billing	20	28.00	560.00	42	714.00	0.00			0.00		
Wages Driver/helper			0.00		0.00				0.00		
Maintenance Employee Mileage			26,770.50	1067.5	18,147.50	0.00	25.00		0.00	20	28.00
Medical Insurance allowance			0.00		0.00				438.50		
Mileage Reimbursement			0.00		0.00				0.00		
Total Gross Pay	994		28,399.50	1147.5	19,507.50	1,154.75	744.25		19,600.25	20	
Adjusted Gross Pay	994		28,399.50	1147.5	19,507.50	1,154.75	744.25		19,600.25	20	
Taxes Withheld											
Federal Withholding			-398.00		-1,568.00	0.00			0.00		
Medicare Employee			-411.79		-282.86	-339.14			-272.90		
Social Security Employee			-1,760.77		-1,209.47	-1,450.12			-1,166.89		
Medicare Employee Addl Tax			0.00		0.00	0.00			0.00		
WA - Employee Family Leave W/H			-124.77		-85.70	-102.75			-82.68		
Total Taxes Withheld			-2,695.33		-3,146.03	-1,892.01			-1,522.47		
Deductions from Net Pay											
Cash Advance Repayment			-16,800.00		0.00	0.00			0.00		
Total Deductions from Net Pay			-16,800.00		0.00	0.00			0.00		
Additions to Net Pay											
Cash Advance			0.00		0.00	0.00			0.00		
Total Additions to Net Pay			0.00		0.00	0.00			0.00		
Net Pay	994		8,904.17	1147.5	16,361.47	1,154.75	744.25		18,077.78	20	
Employer Taxes and Contributions											
Federal Unemployment			42.00		42.00				42.00		
Medicare Company			411.79		282.86	339.14			272.90		
Social Security Company			1,760.77		1,209.47	1,450.12			1,166.89		
WA - Unemployment Company			61.64		43.70	52.28			42.14		
Health Savings Account-Employer			0.00		0.00	0.00			0.00		

PAH

STANLEY'S SANITARY SERVICE LLC
Payroll Summary
January through December 2022

	Dawan, Shukree M		Madgen, Nicholas W		Mckay-Beach, Hollie M		Mckay-Beach, Patrick D.		Reaves, Roy E	
	Hou...	Rate	Jan - De...	Rate	Jan - De...	Hours	Rate	Jan - Dec 22	Ho	Rate
WA - Employment Admin. Fund			8.52		5.85			7.02		5.65
WA - Paid Fam Med Leave Co.			0.00		0.00			0.00		30.24
Total Employer Taxes and Contributions			<u>2,284.72</u>		<u>1,583.88</u>			<u>1,890.56</u>		<u>1,559.82</u>

PAJ

STANLEY'S SANITARY SERVICE LLC
Payroll Summary
January through December 2022

	Reav...	Stanley, Brian K.	Stanley, Crystal L	Stanley, Juanita C	Zuber, Randy E	TOTAL			
	Jan - ...	H... Ra	Jan - De...	Ho Ra	Jan - D...	Hou... Rate	Jan - De...	Hours	Ra
Employee Wages, Taxes and Adjustments									
Gross Pay									
Manager Salary	0.00		0.00	96,000.00	0.00	0.00	0.00	100.00	
Trucking Operations/Management	0.00	100 960	24,000.00	0.00	0.00	0.00	0.00		
Administration/Management	0.00		0.00	0.00	0.00	0.00	0.00		
Driver/help Holiday Pay	0.00		0.00	0.00	0.00	48	32.00	1,536.00	116.50
Driver/helper Vacation Pay	0.00		0.00	0.00	0.00	104	32.00	3,328.00	104.00
Equip. Maint. & Compliance Supv	0.00		0.00	0.00	0.00	48	32.00	1,536.00	125.00
Hourly Sick	0.00		0.00	0.00	0.00	4	16.00	64.00	28.00
Office/billing Holiday Pay	0.00		0.00	0.00	0.00		0.00	0.00	12.00
Office/billing Vacation Pay	0.00		0.00	0.00	0.00		0.00	0.00	62.00
Vacation pay	0.00		0.00	0.00	0.00		0.00	0.00	1,204.25
Wages-Office & Billing	0.00		0.00	0.00	0.00		0.00	0.00	3,558.00
Wages Driver/helper	560.00		0.00	0.00	16.00	2,200.00	1,532	49,024.00	
Maintenance Employee Mileage	0.00		0.00	0.00	0.00	0.00	0.00	0.00	
Medical Insurance allowance	0.00		0.00	0.00	0.00	0.00	0.00	10,200.00	
Mileage Reimbursement	0.00		0.00	0.00	0.00	0.00	0.00	0.00	
Total Gross Pay	560.00	100	24,000.00	96,000.00	16.00	2,264.00	1,732	65,624.00	6,034.00
Adjusted Gross Pay	560.00	100	24,000.00	96,000.00	16.00	2,264.00	1,732	65,624.00	6,034.00
Taxes Withheld									
Federal Withholding	0.00		-2,148.00	-17,948.00	0.00	-4,678.00		-4,678.00	
Medicare Employee	-8.12		-348.00	-1,392.00	-32.83	-951.55		-951.55	
Social Security Employee	-34.72		-1,488.00	-5,952.00	-140.37	-4,068.69		-4,068.69	
Medicare Employee Addl Tax	0.00		0.00	0.00	0.00	0.00		0.00	
WA - Employee Family Leave W/H	-2.46		-43.93	0.00	-9.94	-288.30		-288.30	
Total Taxes Withheld	-45.30		-4,027.93	-25,292.00	-183.14	-9,986.54		-9,986.54	
Deductions from Net Pay									
Cash Advance Repayment	0.00		0.00	-2,500.00	0.00	-18,000.00		-18,000.00	
Total Deductions from Net Pay	0.00		0.00	-2,500.00	0.00	-18,000.00		-18,000.00	
Additions to Net Pay									
Cash Advance	0.00		0.00	0.00	0.00	0.00		0.00	
Total Additions to Net Pay	0.00		0.00	0.00	0.00	0.00		0.00	
Net Pay	514.70	100	19,972.07	68,208.00	16.00	2,080.86	1,732	37,637.46	6,034.00
Employer Taxes and Contributions									
Federal Unemployment	3.36		42.00	504.00	13.58	42.00		42.00	
Medicare Company	8.12		348.00	1,392.00	32.83	951.55		951.55	
Social Security Company	34.72		1,488.00	5,952.00	140.37	4,068.69		4,068.69	
WA - Unemployment Company	1.12		0.00	0.00	4.53	124.67		124.67	
Health Savings Account-Employer	0.00		0.00	0.00	0.00	0.00		0.00	

PAJ

STANLEY'S SANITARY SERVICE LLC
Payroll Summary
 January through December 2022

	Reav...		Stanley, Brian K.		Stanley, Crystal L		Stanley, Juanita C		Zuber, Randy E		TOTAL	
	Jan - ...	H...	Jan - De...	Ho Ra	Jan - De...	Hou... Rate	Jan - D...	Hou... Rate	Jan - De...	Hours	Ra	
WA - Employment Admin. Fund	0.17		7.20		0.00		0.00		18.75			
WA - Paid Fam Med Leave Co.	0.00		0.00		0.00		0.00		0.00			
Total Employer Taxes and Contributions	<u>47.49</u>		<u>1,885.20</u>		<u>7,848.00</u>		<u>191.31</u>		<u>5,205.66</u>			

PAID

STANLEY'S SANITARY SERVICE LLC
Payroll Summary
 January through December 2022

Employee Wages, Taxes and Adjustments

Gross Pay

	<u>TOTAL</u>
	<u>Jan - Dec...</u>
Manager Salary	96,000.00
Trucking Operations Mgr	24,000.00
Administration/Management	0.00
Driver/help Holiday Pay	3,150.00
Driver/helper Vacation Pay	3,328.00
Equip. Maint. & Compliance Supv	18,320.75
Hourly Sick	3,177.00
Office/billing Holiday Pay	556.00
Office/billing Vacation Pay	276.00
Vacation pay	1,274.00
Wages-Office & Billing	23,781.00
Wages Driver/helper	94,502.00
Maintenance Employee Mileage	438.50
Medical Insurance allowance	10,200.00
Mileage Reimbursement	341.00
Total Gross Pay	279,344.25

Adjusted Gross Pay

Taxes Withheld	
Federal Withholding	-26,740.00
Medicare Employee	-4,039.19
Social Security Employee	-17,271.03
Medicare Employee Addl Tax	0.00
WA - Employee Family Leave W/H	-740.53
Total Taxes Withheld	-48,790.75

Deductions from Net Pay

Cash Advance Repayment -37,300.00

Total Deductions from Net Pay **-37,300.00**

Additions to Net Pay

Cash Advance 0.00

Total Additions to Net Pay **0.00**

Net Pay

193,253.50

Employer Taxes and Contributions

Federal Unemployment	772.94
Medicare Company	4,039.19
Social Security Company	17,271.03
WA - Unemployment Company	330.08
Health Savings Account-Employer	0.00

PA 11

STANLEY'S SANITARY SERVICE LLC
Payroll Summary
 January through December 2022

	TOTAL	
	Jan - Dec...	
WA - Employment Admin. Fund	53.16	
WA - Paid Fam Med Leave Co.	30.24	
Total Employer Taxes and Contributions		<u>22,496.64</u>

PHI

PA 12 REFLECT PROPERTY INSURANCE CHANGES

2022 PROPERTY INSURANCE PER BOOKS						
LIAB & PROP DAMAGE				\$ 3,610.09		
VEHICLE				\$ 16,781.25		
TOTAL 2022				\$ 20,391.34		
2023 PER INVOICE FOR JUNE 2022 THRU MAY 2023 (RENEWAL RATE UNKN						
					INCREASE	
			PER MO		DECREASE	
LIABILITY & PROP DAMAGE		231.34	\$ 2,776.08	\$ (834.01)		
VEHICLE		1412.5	\$ 16,950.00	\$ 168.75		
			\$ 19,726.08	\$ (665.26)	TO PA 1	

PA12

STANLEY'S SANITARY SERVICE LLC

Transaction Detail By Account

January through December 2022

Type	Date	Num	Name	Memo	Clr	Split	Amount
4500 · INSURANCE & SAFETY EXP							
4530 · Liab & Prop Damage Ins							
General Journal	01/01/2022			Oregon Mutual...		4560 · Fire, Th...	396.34
General Journal	02/01/2022			Oregon Mutual...		4560 · Fire, Th...	396.34
General Journal	03/01/2022			Oregon Mutual...		4560 · Fire, Th...	396.34
General Journal	04/01/2022			Oregon Mutual...		4560 · Fire, Th...	396.34
General Journal	05/01/2022			Oregon Mutual...		4560 · Fire, Th...	396.35
General Journal	06/01/2022			Oregon Mutual...		4560 · Fire, Th...	231.34
General Journal	07/01/2022			Oregon Mutual...		4560 · Fire, Th...	231.34
General Journal	08/01/2022			Oregon Mutual...		4560 · Fire, Th...	231.34
General Journal	09/01/2022			Oregon Mutual...		4560 · Fire, Th...	231.34
General Journal	10/01/2022			Oregon Mutual...		4560 · Fire, Th...	231.34
General Journal	11/01/2022			Oregon Mutual...		4560 · Fire, Th...	231.34
General Journal	12/01/2022			Oregon Mutual...		4560 · Fire, Th...	231.34
Total 4530 · Liab & Prop Damage Ins							3,601.09
4540 · Workman's Compensation Ins Exp							
General Journal	01/01/2022	882		accrue est L&I		2125 Workman'...	750.00
General Journal	02/01/2022	882		accrue est L&I		2125 Workman'...	750.00
General Journal	03/01/2022	882		accrue est L&I		2125 Workman'...	750.00
General Journal	04/01/2022	882		accrue est L&I		2125 Workman'...	750.00
Check	04/30/2022	ACH	L & I	1st qtr 2022 to...		1011 · Bank of ...	-638.56
General Journal	05/01/2022	882		accrue est L&I		2125 Workman'...	750.00
General Journal	06/01/2022	882		accrue est L&I		2125 Workman'...	750.00
General Journal	07/01/2022	882		accrue est L&I		2125 Workman'...	750.00
Check	07/31/2022	ACH	L & I	2nd qtr 2022 t...		1011 · Bank of ...	-465.71
General Journal	08/01/2022	882		accrue est L&I		2125 Workman'...	750.00
General Journal	09/01/2022	882		accrue est L&I		2125 Workman'...	750.00
General Journal	10/01/2022	882		accrue est L&I		2125 Workman'...	750.00
Check	10/30/2022	ACH	L & I	3rd qtr 2022 to...		1011 · Bank of ...	-404.15
General Journal	11/01/2022	882		accrue est L&I		2125 Workman'...	750.00
General Journal	12/01/2022	882		accrue est L&I		2125 Workman'...	750.00
Check	12/31/2022	123122	L & I	4th qtr 2022 to...		1011 · Bank of ...	-70.80
Total 4540 · Workman's Compensation Ins Exp							7,420.78
4560 · Fire, Theft & Collision Ins							
General Journal	01/01/2022			Oregon Mutual...		-SPLIT-	1,378.75
General Journal	02/01/2022			Oregon Mutual...		-SPLIT-	1,378.75
General Journal	03/01/2022			Oregon Mutual...		-SPLIT-	1,378.75
General Journal	04/01/2022			Oregon Mutual...		-SPLIT-	1,378.75
General Journal	05/01/2022			Oregon Mutual...		-SPLIT-	1,378.75
General Journal	06/01/2022			Oregon Mutual...		-SPLIT-	1,412.50
General Journal	07/01/2022			Oregon Mutual...		-SPLIT-	1,412.50
General Journal	08/01/2022			Oregon Mutual...		-SPLIT-	1,412.50
General Journal	09/01/2022			Oregon Mutual...		-SPLIT-	1,412.50
General Journal	10/01/2022			Oregon Mutual...		-SPLIT-	1,412.50
General Journal	11/01/2022			Oregon Mutual...		-SPLIT-	1,412.50
General Journal	12/01/2022			Oregon Mutual...		-SPLIT-	1,412.50
Total 4560 · Fire, Theft & Collision Ins							16,781.25
4580 · Other Insurance and Safety Exp							
4581 · Safety Meeting Exp							
Check	09/20/2022	DC	The Pizza Mill	lunch for man...		1011 · Bank of ...	121.97
Total 4581 · Safety Meeting Exp							121.97
Total 4580 · Other Insurance and Safety Exp							121.97
Total 4500 · INSURANCE & SAFETY EXP							27,925.09
TOTAL							27,925.09

PA12



OREGON MUTUAL INSURANCE GROUP

Oregon Mutual and Western Protectors Insurance Companies
P.O. Box 808, McMinnville, Oregon 97128

INSURED
Copy

02778

Common Policy Declarations

RENEWAL CERTIFICATE

NAMED INSURED

CUSTOMER SINCE **06/01/2018**

STANLEY'S SANITARY SERVICE LLC
DBA STANLEY'S SANITARY SERVICE
PO BOX 548
CATHLAMET, WA 98612

POLICY NUMBER SMO 54 4 8919148
POLICY PERIOD 06/01/2022 TO 06/01/2023
BILLING PLAN DIRECT BILL - 338820894

Effective 12:01 A.M. Standard Time at your mailing address shown. In return for the payment of your premium, and subject to all the terms of this policy, we agree with you to provide the insurance as stated in this policy.

President

AGENT INFORMATION

BUSINESS DESCRIPTION:
GARBAGE SERVICE

ISU INS SVCS OF SAN FRANCISCO
PO BOX 512965
LOS ANGELES, CA 90051-0965
415-788-9810

FORM OF BUSINESS: LLC

Authorized Representative

COVERAGE PARTS

PREMIUMS

This policy consists of the following coverage parts for which a premium is indicated. This Premium may be subject to adjustment.

BUSINESS AUTO	\$14,194.00
COMMERCIAL GENERAL LIABILITY	\$788.14
COMMERCIAL PROPERTY	\$2,556.00
INLAND MARINE	\$200.00
COMMERCIAL UMBRELLA	\$1,987.98

- Liability & property damage ins. #4530 in QB exp.
A Fire, theft & collision ins. #4560 in QB exp

<u>Liab</u> 788.14 <u>1987.98</u> 2776.12 <u>Per mo</u> 231.34	<u>Prop</u> 14194.00 2556.00 200.00 <hr/> 16950.00 1412.50	<u>Liab</u> 2776.12/12 = 231.34 <u>Prop.</u> 16950/12 = 1412.50	} 1643.84 total per mo.
----------------------------------------------------------------------------	---------------------------------------------------------------------------	------------------------------------------------------------------------------	-------------------------

Form M3125 (Policyholder Disclosure Notice of Terrorism) is attached.

PRIOR POLICY NUMBER: SMO 5438919148

FORMS APPLICABLE TO ALL COVERAGE PARTS

SEE ATTACHED FORMS LIST - M2071

TOTAL PREMIUM	\$19,726.12
CALIFORNIA SURCHARGE	\$0.00
OREGON SURCHARGE	\$0.00
TOTAL AMOUNT	\$19,726.12

PAID

< Back to Dashboard

PolicyDetail

Policy Number: 80Y0430240 **Owner:** **Product Name:** CHLIC MEDSUP STD PLAN G (ISSUE AGE)

Summary Premium Payments

Policy Information

Owner's Name	Address	Phone	DOB	E-Mail
	82 MONROE DR CATHLAMET, WA 98612	(360) 560- 1145	2/07/1942	

Primary Insured	Sex	Status
Stanley, Crystal	F	Active

As Of:	4/15/2023	Effective Date:	11/01/2022
App Received Date:	9/28/2022	Issue State:	WA
Premium Mode:	1	Billing Code:	PAC
Modal Premium Amount:	\$194.88	Paid-to-Date:	5/01/2023
Rate Code:	N	Activation Date:	10/05/2022

Benefits & Coverages (show details)

© 2022 Cigna. All rights reserved. [Privacy Policy](#) [Legal Disclaimer](#)

All Cigna products and services are provided exclusively by or through operating subsidiaries of Cigna Corporation, including Cigna Health and Life Insurance Company (CHLIC), Connecticut General Life Insurance Company, Evernorth Care Solutions, Inc., Evernorth Behavioral Health, Inc., Loyal American Life Insurance Company (Loyal), Cigna National Health Insurance Company (CNHIC), American Retirement Life Insurance Company (ARLIC), and HMO or service company subsidiaries of Cigna Health Corporation and Cigna Dental Health, Inc. The Cigna name, logos, and other Cigna marks are owned by Cigna Intellectual Property, Inc. All pictures are used for illustrative purposes only.

Accidental Injury, Critical Illness, and Hospital Care plans or insurance policies are distributed exclusively by or through operating subsidiaries of Cigna Corporation, are administered by Cigna Health and Life Insurance Company, and are insured by either (i) Cigna Health and Life Insurance Company (Bloomfield, CT); (ii) Life Insurance Company of North America ("LINA") (Philadelphia, PA); or (iii) New York Life Group Insurance Company of NY ("NYLGICNY") (New York, NY), formerly known as Cigna Life Insurance Company of New York. The Cigna name, logo, and other Cigna marks are owned by Cigna Intellectual Property, Inc. LINA and NYLGICNY are not affiliates of Cigna.

All clinical products and services of the LivingWell Health Centers are either provided by or through clinicians contracted with HealthSpring Life & Health Insurance Company, Inc., HealthSpring of Florida, Inc., Bravo Health Mid-Atlantic, Inc., and Bravo Health Pennsylvania, Inc. or employees leased by HS Clinical Services, PC, Bravo Advanced Care Center, PC (PA), Bravo Advanced Care Center, PC (MD) and not by Cigna Corporation.

Cigna contracts with Medicare to offer Medicare Advantage HMO and PPO plans and Part D Prescription Drug Plans (PDP) in select states, and with select State Medicaid programs. Enrollment in Cigna depends on contract renewal.

Selecting these links will take you away from cignaforbrowsers.com to another website, Cigna may not control the linked sites' content or links.

*add to
PA 9
Page 1 of 2*

< Back to Dashboard

PolicyDetail

Policy Number: 80Y0430240 Owner: Product Name: CHLIC MEDSUP STD PLAN G (ISSUE AGE)

Summary Premium Payments

Date	Amount
11/1/2022	\$194.88
12/1/2022	\$194.88
1/1/2023	\$194.88
2/1/2023	\$194.88
3/1/2023	\$194.88
4/1/2023	\$194.88

© 2022 Cigna. All rights reserved. [Privacy Policy](#) [Legal Disclaimer](#)

All Cigna products and services are provided exclusively by or through operating subsidiaries of Cigna Corporation, including Cigna Health and Life Insurance Company (CHLIC), Connecticut General Life Insurance Company, Evernorth Care Solutions, Inc., Evernorth Behavioral Health, Inc., Loyal American Life Insurance Company (Loyal), Cigna National Health Insurance Company (CNHC), American Retirement Life Insurance Company (ARLIC), and HMO or service company subsidiaries of Cigna Health Corporation and Cigna Dental Health, Inc. The Cigna name, logos, and other Cigna marks are owned by Cigna Intellectual Property, Inc. All pictures are used for illustrative purposes only.

Accidental Injury, Critical Illness, and Hospital Care plans or insurance policies are distributed exclusively by or through operating subsidiaries of Cigna Corporation, are administered by Cigna Health and Life Insurance Company, and are insured by either (i) Cigna Health and Life Insurance Company (Bloomfield, CT); (ii) Life Insurance Company of North America ("LINA") (Philadelphia, PA); or (iii) New York Life Group Insurance Company of NY ("NYLGICNY") (New York, NY), formerly known as Cigna Life Insurance Company of New York. The Cigna name, logo, and other Cigna marks are owned by Cigna Intellectual Property, Inc. LINA and NYLGICNY are not affiliates of Cigna.

All clinical products and services of the LivingWell Health Centers are either provided by or through clinicians contracted with HealthSpring Life & Health Insurance Company, Inc., HealthSpring of Florida, Inc., Bravo Health Mid-Atlantic, Inc., and Bravo Health Pennsylvania, Inc. or employees leased by HS Clinical Services, PC, Bravo Advanced Care Center, PC (PA), Bravo Advanced Care Center, PC (MD) and not by Cigna Corporation.

Cigna contracts with Medicare to offer Medicare Advantage HMO and PPO plans and Part D Prescription Drug Plans (PDP) in select states, and with select State Medicaid programs. Enrollment in Cigna depends on contract renewal.

Selecting these links will take you away from cignaforbrowsers.com to another website, Cigna may not control the linked sites' content or links.

*Add to
PA 9
page 2 of 2*